wibe®
powered by wibe group

Wibe Flex support system in steel



Standards and quality

Tests and Certificates

Management system - quality and environment

Wibe Group has a third-party certified management system for quality and environment in accordance with ISO 45001:2018, ISO 9001:2015 and ISO 14001:2015.

DNV type approval

Eco Performance

Eco Performance is Wibe Group's dedicated sustainability platform, providing easy access to transparent environmental documentation for our product range. This database includes Environmental Product Declarations (EPDs) for all product ranges, along with compliance details for key regulations such as REACH and RoHS.

Wibe Flex Support System (CE & UKCA marking)

European directives ensuring the free movement and compliance with minimum safety standards:

- Low voltage directive 2014/35/EU
- Harmonized standard EN 61537

Download mounting instructions

Click to download mounting instructions

Content

02 Standards and quality
Link to mounting instructions

04 Wibe Group

06 Wibe Flex
A flexible support system for all types of environments and disciplines

12 Building the Wibe Flex Grid system
Flexible components, offering freedom of installation

13 Safe working load

14 Profiles

15 Accessories for profiles

18 Common accessories and bolt sets

19 Your partner in cable support
Engineering services, cutting and kitting, on-demand deliveries





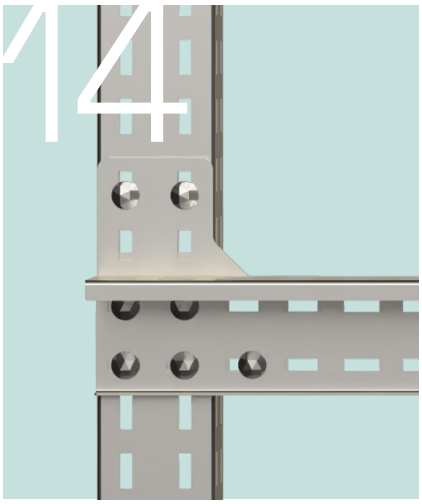

Wibe Group presents:
Wibe Flex – Flexible support system in stainless and hot-dip galvanized steel

A range of innovative support solutions in stainless/hot-dip galvanized steel for all types of environments and disciplines from Wibe Group – a company with a strong legacy and nearly 100 years expertise within cable management solutions offering high quality products, end-to-end customized designs and expert engineering support to fit your specific needs.

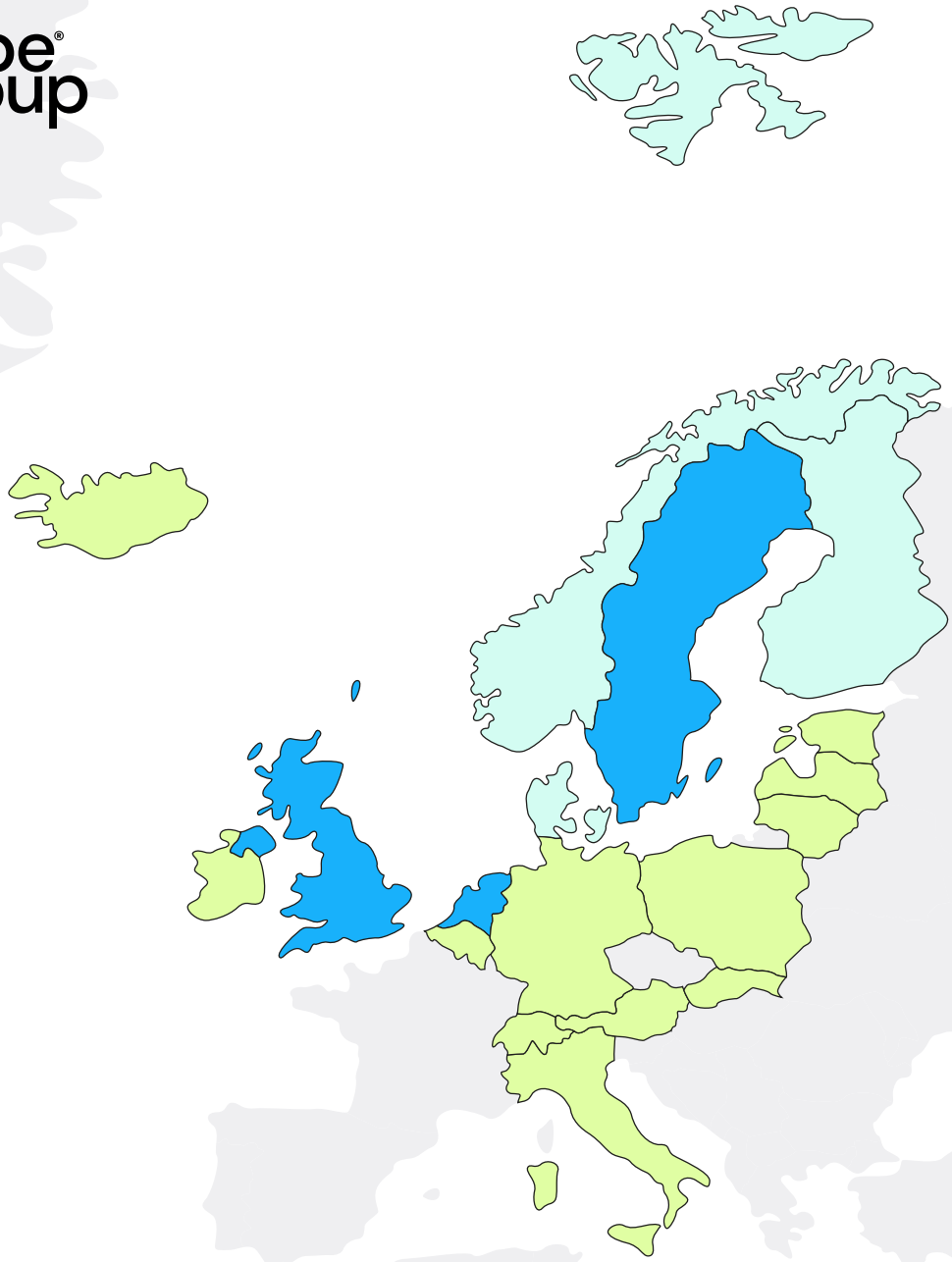

Nearly 100 years of clever, uplifting solutions – together with our customers

Wibe Group is a leading specialist in cable management. In close collaboration with our customers, we have spent nearly a century developing clever, efficient and sustainable solutions for a wide range of environments – from commercial buildings to demanding and highly corrosive industrial settings.

We offer a complete and innovative range of cable ladders, mesh trays, cable trays, installation systems, and support systems – all designed for high quality and long-lasting performance. With our head office in Sweden and international production and distribution facilities, we combine technical expertise with local presence.

Under our strong brands – Wibe, Stago, Defem, and Mita – we offer cable management systems in a wide variety of materials for all types of environments: Zinkpox, pre-galvanised, hot-dip galvanised, stainless steel, and FRP/GRP pultruded composite materials.

By combining the strength of our brands, we offer solutions that meet the demands of today and tomorrow – regardless of environment, application, or project size.

GOLD | Top 5%
ecovadis
Sustainability Rating
MAR 2025

EcoVadis Gold medal

In 2025, Wibe Group AB was awarded the EcoVadis Gold Medal in recognition of our sustainability efforts, placing us in the top 5% of all businesses worldwide and in the top 1% of companies within our industry. This award highlights our strong commitment to environmental impact, labour practices, ethics, and responsible sourcing, demonstrating excellence in sustainability and a transparent value chain.

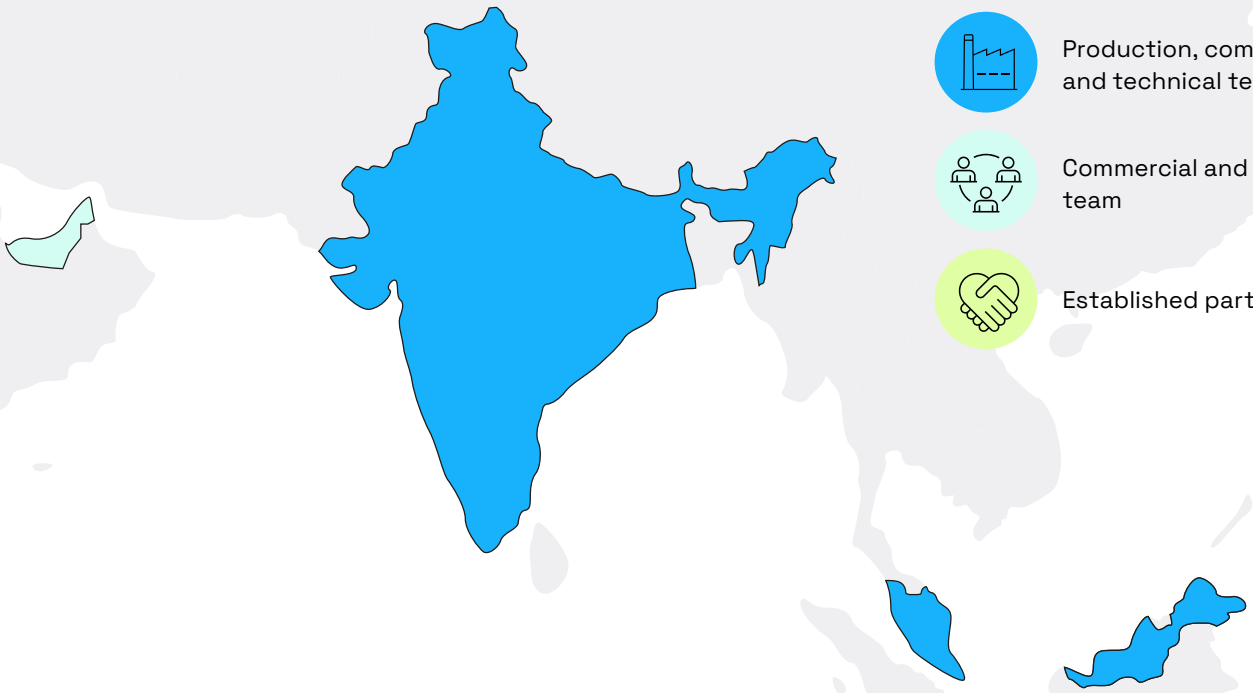

Wibe Flex

A flexible support system for all types of environments and disciplines

Wibe Flex is a truly flexible and low weight support system, suitable for all kinds of applications within Electrical Instrumentation and Telecom applications (EI&T), Heating, Ventilation, and Air Conditioning (HVAC) and small-bore piping. Standard material quality are stainless steel (316L) and hot-dip galvanized steel. Wibe Flex is perfectly suited to be installed in any environment.

Examples of such applications are:

- Chemical plants
- Oil & gas onshore
- Oil & gas offshore
- Wind energy
- Power plants
- Data centers
- Process plants
- Hydrogen / Power to X
- Carbon capture
- Fertilizer plants
- Mining

Environmental Product Declarations (EPDs)

We provide EPDs across our entire product range, demonstrating our commitment to transparency, sustainability, and compliance with industry standards. By offering EPDs, we help our customers make informed, environmentally responsible choices.

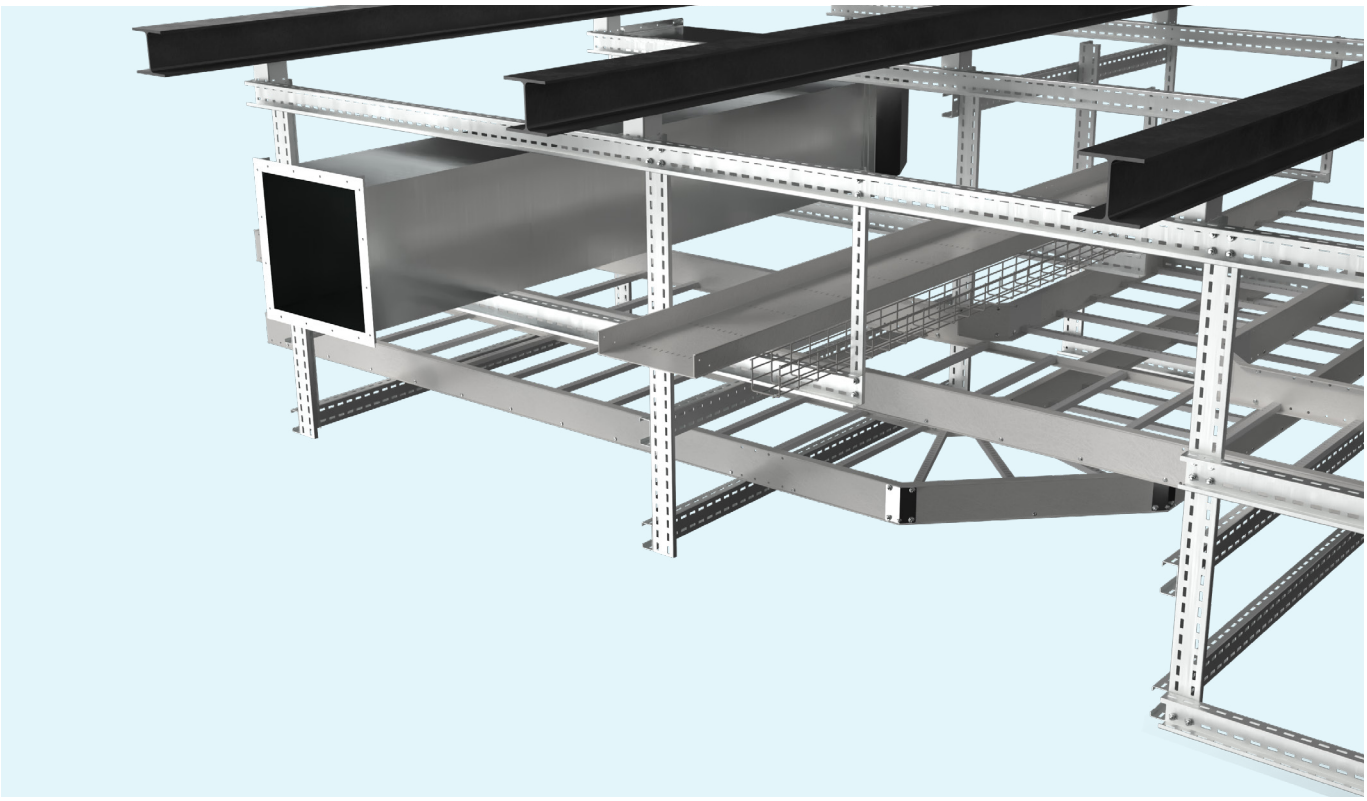

A support system for all disciplines

Wibe Flex is a fully flexible, light-weight, and cost-efficient support system designed for all disciplines, including EI&T, HVAC, and small-bore piping. Available in three profile ranges, Wibe Flex components are offered in both stainless steel and hot-dip galvanised finishes, making them suitable for a wide variety of applications.

Engineered for both onshore and offshore environments, the Wibe Flex system provides exceptional adaptability. Its standard range of support profiles enables the construction of everything from simple 2D frameworks to advanced 3D volumetric support structures for high-voltage cables and equipment.

A streamlined range with endless possibilities

Wibe Flex offers a simple yet highly versatile product range, with interchangeable profiles that allow for infinite configuration options. The system delivers numerous inherent benefits:

- Streamlined product range
- Lightweight yet robust construction
- Complete design flexibility
- Fully adjustable components
- Quick and straightforward connections
- Fast and efficient installation
- Suitable for corrosive environments
- Cold work solution*

* Welded starter brackets are typically installed during fabrication; however, beam clamps are also available for later modifications or adjustments.

Wibe Flex profiles



PF50-2 (50x50mm)

Angled support profile. Available in 1.5 mm stainless steel and 2 mm HDG material thickness.

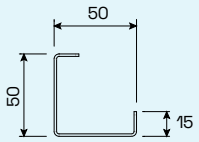



PF100-1 (100x50mm)

C-shaped support profile. Available in 2 mm stainless steel and 2.5 mm HDG material thickness.

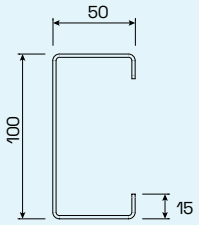



PF100-2 (100x100mm)

Angled support profile. Available in 2 mm stainless steel and 2.5 mm HDG material thickness.

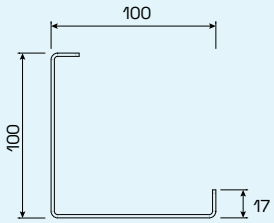

Back-to-back connections for simple support structures

All profiles within the Wibe Flex system are engineered to be fully compatible, offering the most flexible and cost-effective solution for each unique application.

Wibe Flex's open-profile design uses less material than traditional closed systems while still offering outstanding strength—even without additional reinforcement.





Enhanced load capacity and torsional strength

Each profile can be reinforced using modular bracing components to increase torsional strength and load-bearing capacity. These reinforcements can be easily installed at load-critical points while maintaining access to the profile for installation tools.

Triangular reinforcements are inserted via the front face of the profile, twisted into place, and slid to the required position, where they are secured using standard fixing bolts.

Gusset plates and angle brackets are also available to reinforce joints and provide additional torsional stability. When gusset plates are not used, angle brackets should be applied to 50x50 profiles to maintain a strong and reliable connection. All profiles must be secured using a minimum of two bolt sets.

Easy installation

- → Open design of the profiles providing convenient access for tools and hands.
- → One type of fixing bolt type for all connections with self locking system.
- → Bolts can be easily positioned in the slot and secured through the square neck, enabling torque application from just one side.
- → A system with few components means easy logistics.

Vibration proof connections*

When connections are fully steel to steel contact the locking bolt and flange nut provide a solid secure fixing.

*Only M10 Flange nut in stainless steel has Vibration proof technology.



One size M10x25
Locking bolt & flange nut
for all connections.



Fixing to existing structures



A range of Welded starter brackets are available for welding to existing steel structure by fabrication shop.



Bolted starter brackets are used for through bolting to steel or anchoring to concrete.



Beam clamp solutions for fixing to existing steelwork.

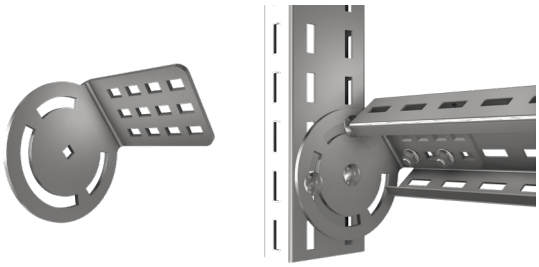

Our Flexi brackets (available for all profiles, allows the flexibility of 360° rotation for supporting at an angle.

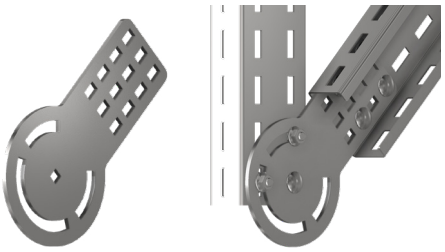

Bracing joints allow various angular flexibility while providing bracing support to the profiles.

Wibe Flex system overview

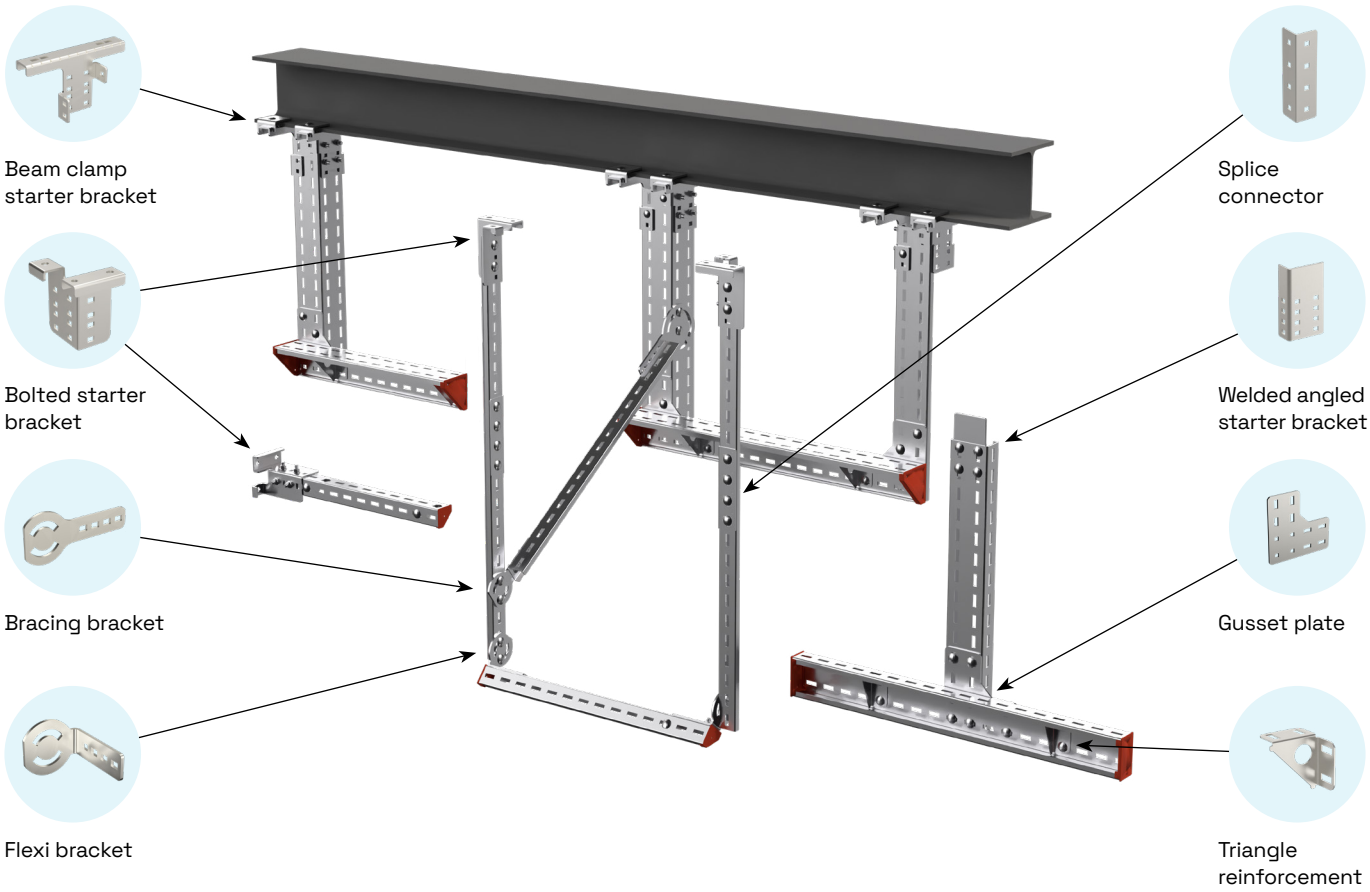

Typical standard supports



U-frame T-frame L-frame Cantilever arm

The profiles can be bolted together to form U, T and L configurations as shown above. The load bearing capacity in these configurations can be further enhanced using combination with different accessories.

Building the Wibe Flex grid system

The Wibe Flex grid Installation concept facilitates the creation of a shared support structure for disciplines such as EI&T and HVAC. This approach establishes a fixed grid pattern of welded starter brackets, providing flexibility to accommodate both current and future installation requirements.

By engaging at an early stage of the engineering process, this straight-forward concept offers extensive opportunities for cost optimisation and maximisation of available space. It meets specific load requirements while also providing shared fixing points for various disciplines.



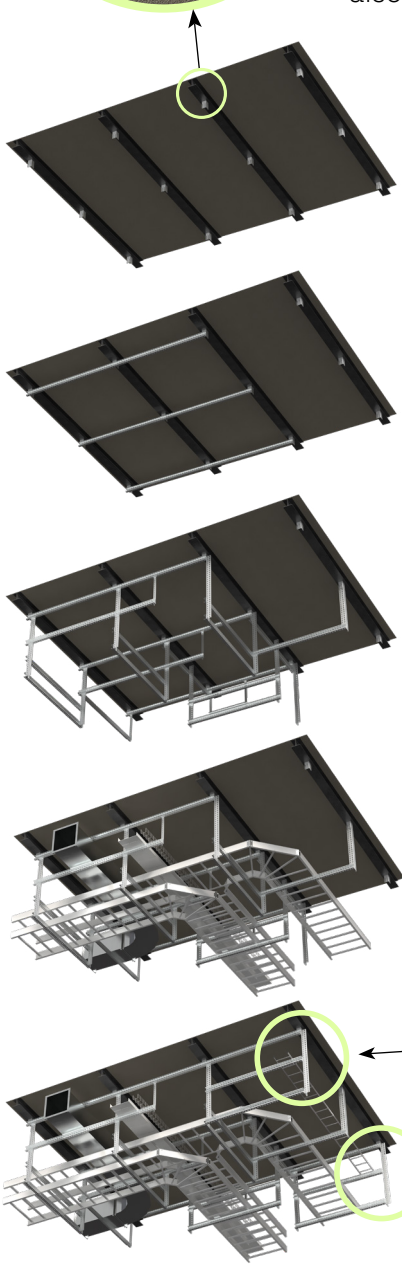

1 During the construction phase, a grid pattern of starter brackets is installed—typically at 2m x 2m intervals. This grid can be insulated, enabling installers to integrate new components into the existing support system to accommodate future needs.

2 The addition of horizontal profiles creates further fixing points, offering increased flexibility. These profiles can also be adjusted along the horizontal axis using the existing slotted pattern.

3 The support structure is tailored to suit each discipline. The grid system enables support to be constructed across the X, Y, and Z planes.

4 The flexibility of the grid system not only facilitates the current installation...

5 ...but also ensures scalability to meet future demands.



We provide a range of starter brackets which can support needs of each unique solutions.

Safe working load

SWL for tested applications according to IEC 61537:2006.
For more details, please view the mounting instruction (link to the right).
For other applications, please contact technical support.

Click to download mounting instructions

Support configuration	Vertical profile size	Horizontal profile size	SWL UDL (N)	SWL central point (N)
U-frame: Starter bracket + Pendant + Profile	50x50	50x50	14 000	2 000
	100x50	100x50	21 000	6 250
	100x100	100x100	28 500	8 000

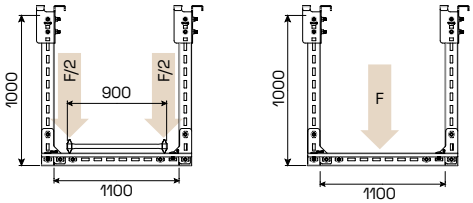

Support configuration	Vertical profile size	Horizontal profile size	Vertical profile height H (m)	Horizontal profile width W (m)	UDL length L (m)	SWL (N)
L-frame: Started bracket + Pendant + cantilever	50x50	50x50	1	0.5	0.4	700
			1	0.7	0.6	500
	100x50	100x50	1	0.5	0.4	3 500
			1	1.0	0.9	1 300
	100x100	100x100	1	0.5	0.4	2 600
			1	1.0	0.9	1 350
T-frame: Started bracket + Pendant + Channels	50x50	50x50	1	0,5	0,4	1 900
			1	0,7	0,6	1 450
	100x50	100x50	1	0,7	0,6	10 000
			1	1	0,9	5 250
	100x100	100x100	1	0,7	0,6	8 500
			1	1	0,9	4 500

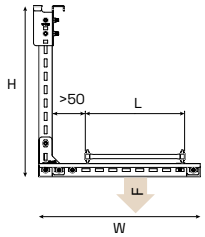

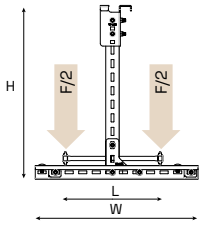

Support configuration	Profile size	Profile length W (mm)	UDL length L (mm)	SWL (N)
Cantilever arm	50x50	600	400	900
		800	600	600
	100x50	800	600	1 650
		1 100	900	1 200
	100x100	800	600	2 100
		1 100	900	1 300

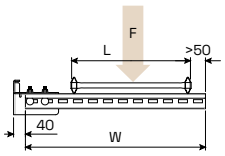

Support configuration	Profile size	Profile height W (mm)	SWL (Nm)
Moment on pendant	50x50	1 000	250
	100x50*	1 000	700
	100x100	1 000	1 000
	Profile size	**Profile height W (mm)**	**SWL (N)**
Bolted starter bracket + Pendant	50x50	1 000	25 000
	100x50	1 000	25 000
	100x100	1 000	25 000

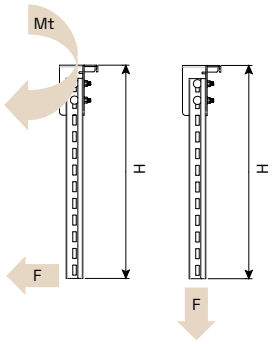

* for 100x50: using the strongest side of the profile. For torque value with I-beam starter bracket, contact Technical support

Wibe Flex profiles: EI&T and HVAC support



Profile PF 50-2 (50x50 mm)

Angled support profile 50x50 to create a robust and flexible support system

Type description	Ref. no.	Weight	Length	Thick-ness	Material
WF PF50-2T1.5-2950-SS	EI1318001	3.77	2950	1.5	AISI316L
WF PF50-2T2-2950-HDG	EI2318004	5.43	2950	2.0	HDG



Profile PF 100-1 (100x50 mm)

C-shaped support profile 100x50 to create a robust and flexible support system

Type description	Ref. no.	Weight	Length	Thick-ness	Material
WF PF100-1T2-2950-SS	EI1318002	8.76	2950	2.0	AISI316L
WF PF100-1T2.5-2950-HDG	EI2318005	11.9	2950	2.5	HDG



Profile PF 100-2 (100x100 mm)

Angled support profile 100x100 to create a robust and flexible support system

Type description	Ref. no.	Weight	Length	Thick-ness	Material
WF PF100-2T2-2950-SS	EI1318003	9.09	2950	2.0	AISI316L
WF PF100-2T2.5-2950-HDG	EI2318006	12.4	2950	2.5	HDG

Explaination of Type descriptions:

Profiles

Range → WF; Product type → PF; Width → 50; No. of equal sides → 2; Thickness → T1.5; Length → 2950; Material → SS

WF PF 50 - 2 T1.5 - 2950 - SS

Accessories

Range → WF; Product type → GP; Fits profile → PF50 - 2; Thickness → T4; Material → SS

WF GP PF50 - 2 T4 SS

Product types

AB = Angle bracket
BB = Bracing bracket
BC = Beam clamp
BK = Bolt kit
BS = Bolted starter bracket
EP = End plug
FB = Flexi bracket
GP = Gusset plate
IB = I-beam bracket
PF = Profile
RF = Reinforcement
SP = Splice connector
WB = Bend starter bracket
WS = Welded starter bracket

Materials

Highest recommended environmental corrosion class

—	CS	= Carbon steel S235
C4	Z+	= Zinc+ (EN 10346)
C4	HDG	= Hot-dip galvanized steel (EN-ISO 1461)
CX	SS	= Stainless steel AISI316L (EN 1.4404) Bolts: A4-70

Accessories for profile PF 50-2 (50x50 mm)

Gusset plate 50x50

Gusset Plate used to strengthen the 90° joints between 2 profiles thus increasing loading capacity.

Type description	Ref. no.	Weight	Thick-ness	Material
WF GP PF50-2 T4 SS	EI1319004	0.342	4	AISI316L
WF GP PF50-2 T4 HDG	EI2319010	0.374	4	HDG

Triangle reinforcement 50x50

Triangle reinforcement inserted inside the profiles to enhance torsion strength and load capacity.

Type description	Ref. no.	Weight	Thick-ness	Material
WF RF PF50-2 T1.5 SS	EI1319001	0.042	1.5	AISI316L
WF RF PF50-2 T1.5 Z+	EI2319007	0.041	1.5	Zinc+

Splice connector 50x50

Splice connector for connecting 2 profiles at length.

Type description	Ref. no.	Weight	Thick-ness	Material
WF SP PF50-2 T2 SS	EI1312001	0.294	2	AISI316L
WF SP PF50-2 T3 HDG	EI2312004	0.486	3	HDG

Bracing bracket 50x50

Bracing bracket to connect 2 profiles at different angles. For 50 size ±50° and for the 100 size ±45°.

Type description	Ref. no.	Weight	Thick-ness	Material
WF BB PF50-2 T5 SS	EI1316001	0.344	5	AISI316L
WF BB PF50-2 T5 HDG	EI2316003	0.382	5	HDG

Angle bracket 50

Angle bracket to be used as a reinforcement when assembling 50 mm profiles when not using gusset plates.

Type description	Ref. no.	Weight	Thick-ness	Material
WF AB PF50-2 T4 SS	EI1316005	0.166	4	AISI316L
WF AB PF50-2 T4 HDG	EI2316006	0.185	4	HDG

Flexi bracket 50x50

Flexi bracket provides angular adjustability to build angled frame. For 50 size ±50° and for the 100 size ±45°.

Type description	Ref. no.	Weight	Thick-ness	Material
WF FB PF50-2 T5 SS	EI1316007	0.365	5	AISI316L
WF FB PF50-2 T5 HDG	EI2316009	0.406	5	HDG

Welded starter bracket 50x50

Starter bracket to be welded to the structure.

Type description	Ref. no.	Weight	Length	Thick-ness	Material
WF WS 170 PF50-2 T5 SS	EI1316011	0.240	170	5	AISI316L
WF WS 320 PF50-2 T5 SS	EI1316012	0.480	320	5	AISI316L
WF WS 170 PF50-2 T5 CS	EI2316021	0.241	170	5	CS
WF WS 320 PF50-2 T5 CS	EI2316022	0.475	320	5	CS

Welded angled starter bracket 50x50

Angeled starter bracket to be welded to the structure

Type description	Ref. no.	Weight	Length	Thick-ness	Material
WF WB 170 PF50-2 T4 SS	EI1316025	0.379	170	4	AISI316L
WF WB 320 PF50-2 T4 SS	EI1316026	0.748	320	4	AISI316L
WF WB 170 PF50-2 T4 CS	EI2316031	0.368	170	4	CS
WF WB 320 PF50-2 T4 CS	EI2316032	0.731	320	4	CS

Bolted starter bracket 50x50

Bolted bracket for concrete.

Type description	Ref. no.	Weight	Thick-ness	Material
WF BS PF50-2 T4 SS	EI1316015	0.826	4	AISI316L
WF BS PF50-2 T5 HDG	EI2316018	1.140	5	HDG

End plug 50x50

End plug to be mounted on profile ends to provide protection against personal injury and to make the ends of the profiles more conspicuous.

Type description	Ref. no.	Weight	Thick-ness	Material
WF EP PF50-2 P	EI1321001	0.010	N/A	Plastic

Accessories for profile PF 100-1 (100x50 mm)

Gusset plate 100x50

Gusset Plate used to strengthen the 90° joints between 2 profiles thus increasing loading capacity.

Type description	Ref. no.	Weight	Thick-ness	Material
WF GP PF100-1 T4 SS	EI1319005	0.550	4	AISI316L
WF GP PF100-1 T4 HDG	EI2319011	0.604	4	HDG

Triangle reinforcement 100x50

Triangle reinforcement inserted inside the profiles to enhance torsion strength and load capacity.

Type description	Ref. no.	Weight	Thick-ness	Material
WF RF PF100-1 T1.5 SS	EI1319002	0.078	1.5	AISI316L
WF RF PF100-1 T1.5 Z+	EI2319008	0.077	1.5	Zinc+

Splice connector 100x50

Splice connector for connecting 2 profiles at length.

Type description	Ref. no.	Weight	Thick-ness	Material
WF SP PF100-1 T3 SS	EI1312002	0.662	3	AISI316L
WF SP PF100-1 T3 HDG	EI2312005	0.728	3	HDG

Bracing bracket 100x50

Bracing bracket to connect 2 profiles at different angles. For 50 size ±50° and for the 100 size ±45°.



Type description	Ref. no.	Weight	Thick-ness	Material
WF BB PF100-2 T5 SS	EI1316002	0.808	5	AISI316L
WF BB PF100-2 T5 HDG	EI2316004	0.893	5	HDG

Flexi bracket 100x50

Flexi bracket provides angular adjustability to build angled frame. For 50 size ±50° and for the 100 size ±45°.

Type description	Ref. no.	Weight	Thick-ness	Material
WF FB PF100-2 T5 SS	EI1316008	0.807	5	AISI316L
WF FB PF100-2 T5HDG	EI2316010	0.893	5	HDG

Welded starter bracket 100x50

Starter brackets to be welded to the structure for tensile application.



Type description	Ref. no.	Weight	Length	Thick-ness	Material
WF WS 170 PF100-2 T5 SS	EI1316023	0.486	170	5	AISI316L
WF WS 320 PF100-2 T5 SS	EI1316024	0.980	320	5	AISI316L
WF WS 170 PF100-2 T5 CS	EI2316013	0.491	170	5	CS
WF WS 320 PF100-2 T5 CS	EI2316014	0.989	320	5	CS

Welded angled starter bracket 100x50

Angeled starter bracket to be welded to the structure.

Type description	Ref. no.	Weight	Length	Thick-ness	Material
WF WB 170 PF100-1 T4 SS	EI1316027	0.623	170	4	AISI316L
WF WB 320 PF100-1 T4 SS	EI1316028	1.224	320	4	AISI316L
WF WB 170 PF100-1 T4 CS	EI2316033	0.613	170	4	CS
WF WB 320 PF100-1 T4 CS	EI2316034	1.211	320	4	CS

Bolted starter bracket 100x50

Bolted brackets for the installation of the profiles to the structure.

Type description	Ref. no.	Weight	Thick-ness	Material
WF BS PF100-1 T4 SS	EI1316016	0.973	4	AISI316L
WF BS PF100-1 T5 HDG	EI2316019	1.341	5	HDG

End plug 100x50

End plug to be mounted on profile ends to provide protection against personal injury and to make the ends of the profiles more conspicuous.

Type description	Ref. no.	Weight	Thick-ness	Material
WF EP PF100-1 P	EI1321002	0.023	N/A	Plastic

Accessories for profile PF 100-2 (100x100 mm)

Gusset plate 100x100

Gusset Plate used to strengthen the 90° joints between 2 profiles thus increasing loading capacity.

Type description	Ref. no.	Weight	Thick-ness	Material
WF GP PF100-2 T4 SS	EI1319006	0.832	4	AISI316L
WF GP PF100-2 T4 HDG	EI2319012	0.913	4	HDG

Triangle reinforcement 100x100

Triangle reinforcement inserted inside the profiles to enhance torsion strength and load capacity.



Type description	Ref. no.	Weight	Thick-ness	Material
WF RF PF100-2 T2 SS	EI1319003	0.154	2	AISI316L
WF RF PF100-2 T2 Z+	EI2319009	0.152	2	Zinc+

Splice connector 100x100

Splice connector for connecting 2 profiles at length.

Type description	Ref. no.	Weight	Thick-ness	Material
WF SP PF100-2 T3 SS	EI1312003	0.881	3	AISI316L
WF SP PF100-2 T3 HDG	EI2312006	0.968	3	HDG

Bracing bracket 100x100

Bracing bracket to connect 2 profiles at different angles. For 50 size ±50° and for the 100 size ±45°.



Type description	Ref. no.	Weight	Thick-ness	Material
WF BB PF100-2 T5 SS	EI1316002	0.808	5	AISI316L
WF BB PF100-2 T5 HDG	EI2316004	0.893	5	HDG

Flexi bracket 100x100

Flexi bracket provides angular adjustability to build angled frame. For 50 size ±50° and for the 100 size ±45°.

Type description	Ref. no.	Weight	Thick-ness	Material
WF FB PF100-2 T5 SS	EI1316008	0.807	5	AISI316L
WF FB PF100-2 T5HDG	EI2316010	0.893	5	HDG

Welded starter bracket 100x100

Starter brackets to be welded to the structure for tensile application.



Type description	Ref. no.	Weight	Length	Thick-ness	Material
WF WS 170 PF100-2 T5 SS	EI1316023	0.486	170	5	AISI316L
WF WS 320 PF100-2 T5 SS	EI1316024	0.980	320	5	AISI316L
WF WS 170 PF100-2 T5 CS	EI2316013	0.491	170	5	CS
WF WS 320 PF100-2 T5 CS	EI2316014	0.989	320	5	CS

Welded angled starter bracket 100x100

Angeled starter bracket to be welded to the structure

Type description	Ref. no.	Weight	Length	Thick-ness	Material
WF WB 170 PF100-2 T4 SS	EI1316029	0.867	170	4	AISI316L
WF WB 320 PF100-2 T4 SS	EI1316030	1.701	320	4	AISI316L
WF WB 170 PF100-2 T4 CS	EI2316035	0.858	170	4	CS
WF WB 320 PF100-2 T4 CS	EI2316036	1.690	320	4	CS

Bolted starter bracket 100x100

Bolted brackets for the installation of the profiles to the structure

Type description	Ref. no.	Weight	Thick-ness	Material
WF BS PF100-2 T4 SS	EI1316017	1.142	4	AISI316L
WF BS PF100-2 T5 HDG	EI2316020	1.570	5	HDG

End plug 100x100

End plug to be mounted on profile ends to provide protection against personal injury and to make the ends of the profiles more conspicuous.

Type description	Ref. no.	Weight	Thick-ness	Material
WF EP PF100-2 P	EI1321003	0.031	N/A	Plastic

Common accessories

Bolt kit to build frame from Profiles

Set including screw MVBF M10 and vibration proof nut M6MF10 (vibration proof only in stainless).

Type description	Ref. no.	Weight	Feature	Material
WF BK PF M10 SS	EI1317005	0.041	Vibration proof	A4-70
WF BK PF M10 HDG	EI2317006	0.041		HDG

Beam clamp starter bracket + accessories

This Starter Bracket is clamped to a beam using 2 Beam clamps and 2 Bolt kits for Beam clamp. The Starter bracket is available in 2 widths, for beams 150-200 mm and 200-300 mm width. The Clamps and Bolt kits are available in 4 lengths, depending on the thickness of the beam flange.

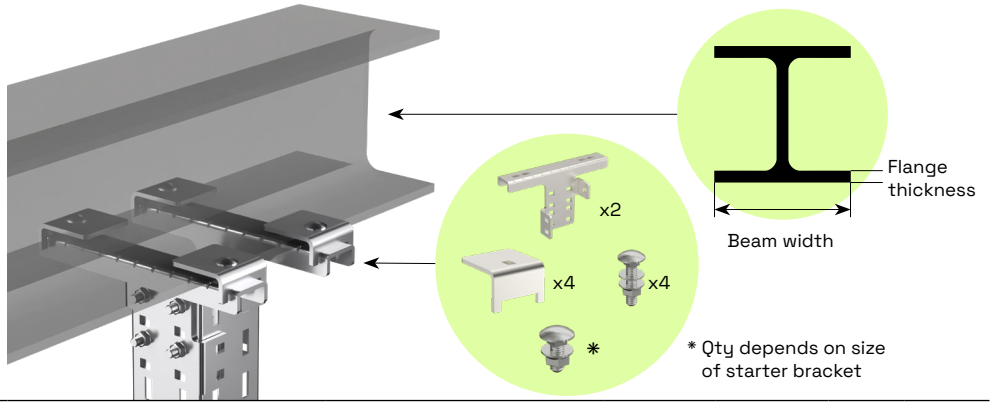

Beam clamp starter bracket

Used for bolting profiles to a beam together with beam clamps and bolt kits. Use two brackets interlocked to obtain best stability (see mounting instructions).

Select the starter bracket that matches the width of the beam.

Type description	Ref. no.	Weight	Thick-ness	Material
Beam width 150-200 mm				
WF IB200 PF T5 SS	EI1320001	1.410	5	AISI316L
WF IB200 PF T5 HDG	EI2320003	1.650	5	HDG
Beam width 200-300 mm				
WF IB300 PF T5 SS	EI1320002	1.790	5	AISI316L
WF IB300 PF T5 HDG	EI2320004	2.030	5	HDG

Beam clamp & bolt kit

Beam clamps clamp the I-beam starter brackets to the beam.

Bolt kit to be used for installation of Beam clamp to I-beam starter brackets.

Select the beam clamp and bolt kit that matches the thickness of the beam flange.

Set including screw MVBF M10 and vibration proof nut M6MF10 (vibration proof only in stainless).

Type description	Ref. no.	Weight	Material
Flange thickness 0-13 mm			
WF BC13 PF T5 SS (Beam Clamp)	EI1322001	0.219	A4-70
WF BK13 PF M10 SS (Bolt Kit)	EI1317001	0.064	A4-70
Beam clamp 6BK-13 HDG	CSU795916	0.221	HDG
Bolt kit for Beam clamp 6BK-13 HDG	CSU795920	0.058	HDG
Flange thickness 13-20 mm			
WF BC20 PF T5 SS (Beam Clamp)	EI1322002	0.238	A4-70
WF BK20 PF M10 SS (Bolt Kit)	EI1317002	0.067	A4-70
Beam clamp 6BK- 20 HDG	CSU795917	0.240	HDG
Bolt kit for Beam clamp 6BK- 20 HDG	CSU795921	0.061	HDG
Flange thickness 20-30 mm			
WF BC30 PF T5 SS (Beam Clamp)	EI1322003	0.266	A4-70
WF BK30 PF M10 SS (Bolt Kit)	EI1317003	0.071	A4-70
Beam clamp 6BK- 30 HDG	CSU795918	0.268	HDG
Bolt kit for Beam clamp 6BK- 30 HDG	CSU795922	0.066	HDG
Flange thickness 30-40 mm			
WF BC40 PF T5 SS (Beam Clamp)	EI1322004	0.293	A4-70
WF BK40 PF M10 SS (Bolt Kit)	EI1317004	0.075	A4-70
Beam clamp 6BK- 40 HDG	CSU795919	0.295	HDG
Bolt kit for Beam clamp 6BK- 40 HDG	CSU795923	0.072	HDG

Your partner in cable support

Wibe Group offers far more than just cable management systems. With nearly a century of experience across a range of sectors, our team of highly skilled engineers provides expert knowledge and tailored services — including engineering support, cutting and kitting, as well as on-demand deliveries. These solutions are designed to optimise storage space, reduce costs, and enhance flexibility at every stage of your project.

Engineering services

We offer expert engineering support through our hubs in Europe and Asia, including:

- Advice & design:
  Our team is ready to support you throughout all stages of your project — from the FEED phase to completion and final documentation. We offer design assistance ranging from standard configurations to full project design. Our experts can also provide guidance on material selection, ensuring you achieve the most efficient solution in terms of both performance and cost.
- 3D libraries:
  STEP files for the Wibe Flex system and related products are available for download on our website.

Cutting & kitting services

Post-design, we offer Cutting & Kitting services, which include:

- Material production:
  We produce materials based on your specifications, using detailed drawings or 3D models.
- Efficiency gains:
  Our process accelerates installation, reduces the need for hot work, and minimizes waste, driving both cost savings and environmental benefits.
- Pre-assembly:
  For further time savings, we also provide pre-assembly services.

On-demand deliveries

At Wibe Group, our service goes beyond logistics — it's a strategic partnership designed to enhance productivity, minimise on-site risk, and streamline material planning.

Let us take care of your materials, so you can focus on delivering your project.

wibe group®

wibe-group.com