wibe group

# Selection guide 2026

You will find the entire product range + more information about the products on our website.

Click here to go to wibe-group.com

# Contents


6 How to choose the right products for your installation

8 Wibe Cable Ladders
- 8 Cable ladders C1-C2
- 10 Cable ladders C3-C4
- 12 Cable ladders C5 (white)
- 14 Cable ladders CX
- 16 Reinforced cable ladders C1-C4
- 18 Reinforced cable ladders C5 (white)
- 20 Cable Ladders: length material
- 21 Risers, bends and junctions for cable ladders
- 22 Reinforced cable ladders: length material
- 23 Covers for cable ladders
- 24 Accessories for cable ladders
- 51 How to use the universal Coupling 22

26 Defem Mesh Trays
- 26 Defem mesh trays C1
- 28 Defem mesh trays C2-C4
- 30 Defem mesh trays C5-CX
- 32 Defem Mesh Trays: length material
- 33 Special mesh trays and accessories
- 34 Joints and junctions for mesh trays

36 Wibe Cable Trays
- 36 Unperf. cable tray W1/40 and Perf. cable tray W3/40 (C1-C2)
- 38 Lighting trunking W70 (C1-C2)
- 40 Installation tray W4 (C2–C4)
- 42 Wibe Cable Trays: length material

44 Support System & Accessories
- 44 Vertical pieces
- 46 Vertical piece for quick installation in beam systems
- 47 Central suspension in trapezoidal ceilings
- 48 Cantilever arms
- 50 Central suspension brackets for cable ladder
- 52 CLX³ click-to-install support system
- 56 Bolt sets etc
- 57 Cable rollers
- 58 Fixings

60 Mita Flex – GRP Cable management system for harsh environments
- 62 GRP cable ladder LM100 (CX)
- 64 GRP cable tray CT50 (CX)

66 Stago Installation System
- 66 Stago WGX-A Wall trunking in 100% recycled aluminium
- 68 Stago WGX Wall trunking in steel
- 70 Stago WGX-W Wiring devices

72 Steel wire support system HT

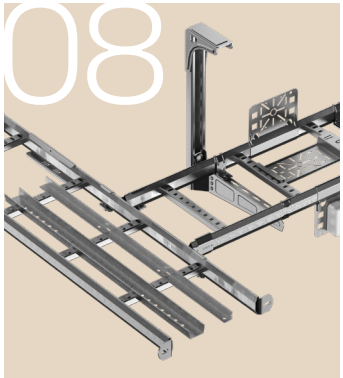







wibe group

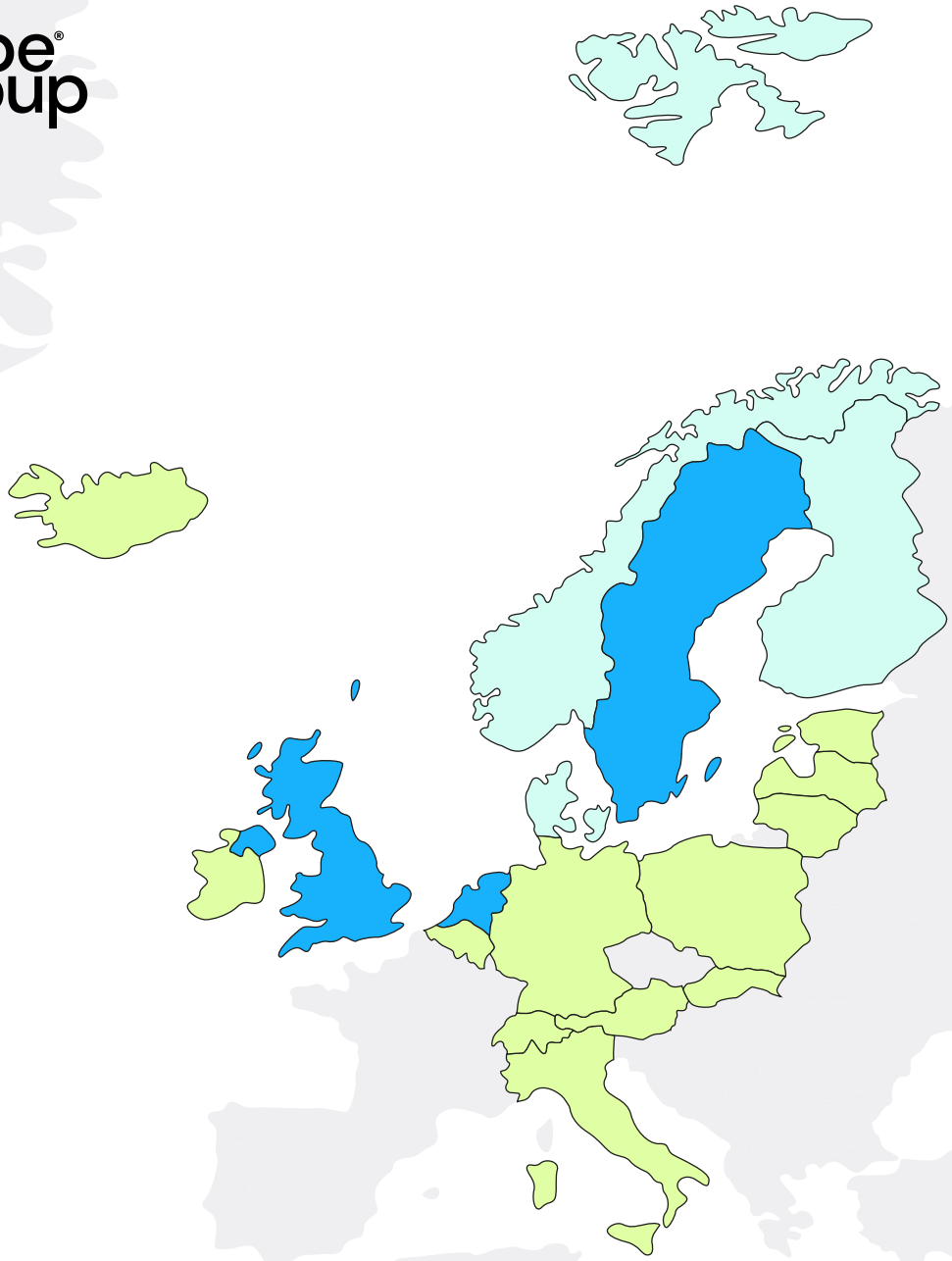

# Nearly 100 years of clever, uplifting solutions – together with our customers

Wibe Group is a leading specialist in cable management. In close collaboration with our customers, we have spent nearly a century developing clever, efficient and sustainable solutions for a wide range of environments – from commercial buildings to demanding and highly corrosive industrial settings.

We offer a complete and innovative range of cable ladders, mesh trays, cable trays, installation systems, and support systems – all designed for high quality and long-lasting performance. With our head office in Sweden and international production and distribution facilities, we combine technical expertise with local presence.

Under our strong brands – Wibe, Stago, Defem, and Mita – we offer cable management systems in a wide variety of materials for all types of environments: Zinkpox, pre-galvanised, hot-dip galvanised, stainless steel, and FRP/GRP pultruded composite materials.

By combining the strength of our brands, we offer solutions that meet the demands of today and tomorrow – regardless of environment, application, or project size.

GOLD | Top 5%
ecovadis
Sustainability Rating
MAR 2025

## EcoVadis Gold medal

In 2025, Wibe Group AB was awarded the EcoVadis Gold Medal in recognition of our sustainability efforts, placing us in the top 5% of all businesses worldwide and in the top 1% of companies within our industry. This award highlights our strong commitment to environmental impact, labour practices, ethics, and responsible sourcing, demonstrating excellence in sustainability and a transparent value chain.

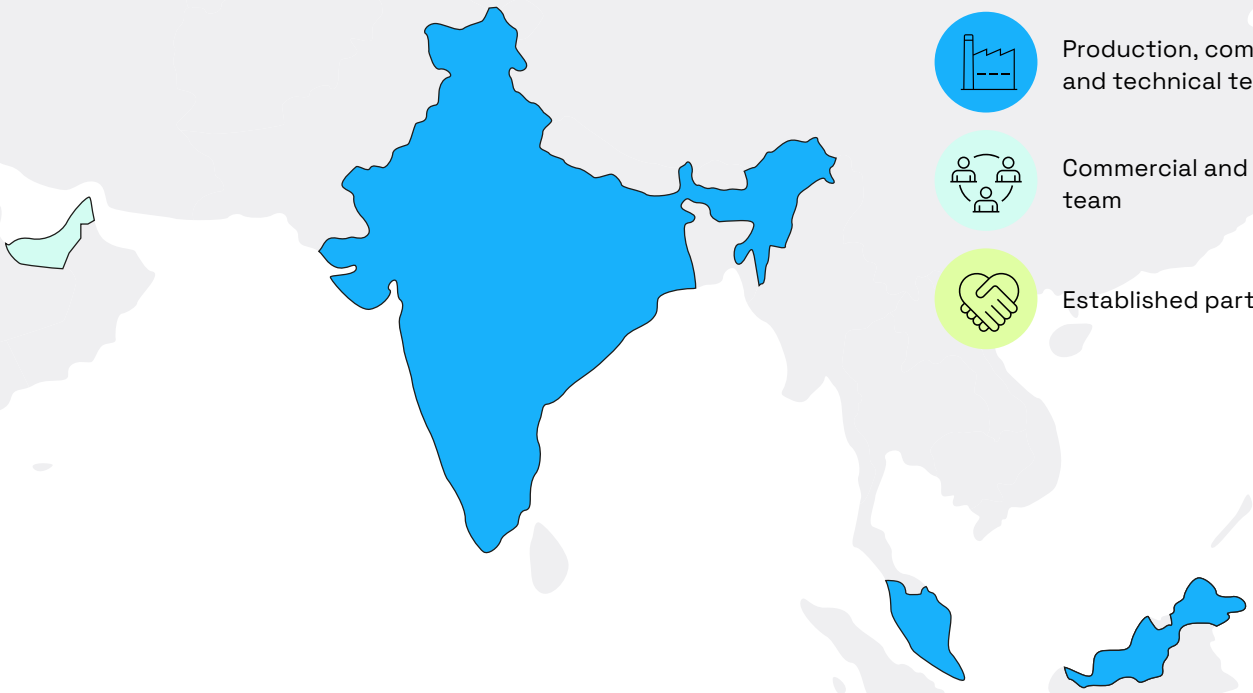

Production, commercial and technical team

Commercial and technical team

Established partners

# Optimize the lifespan and cost of your installation

## by choosing the right products and surface treatment

**Save 20% net by increasing the support distance from 2 to 4 meters for cable ladders**

Even if the permissible load per meter drops slightly, it is more than enough in most cases.



### Cable ladders KHZSP, KHZ and KHZP
### Recommended support distance: 4 m

Our lightest cable ladder KHZSP can carry 172 cables of the type EXQ Easy™ 300/500 V 5G1.5 at 4 meters support distance. This is within the limits of the IEC 61537 standard. Our standard cable ladders KHZ and KHZP is able to carry more than twice as many, 432 cables.

**1. Products**

Most people choose stronger products and/or shorter support distance than they need. Please contact us if you need advise:

support-INT@wibe-group.com



### Reinforced cable ladders KHZV and KHZPV
### Recommended support distance: 6-9 m

Our reinforced cable ladders KHZV and KHZPV can carry 9 cables of type SE-N1XE-AS 1 kV 4G240 at 9 meters of support distance, and still meet the limit for maximum 1% deflection specified in the IEC 61537 standard.

## Choosing the right surface treatment for the current environmental corrosion is crucial for a successful outcome

### C1: Very low

Indoor environments: Schools, shops, hotels, offices, sports halls etc.

- Heated areas.
- Arid atmosphere
- Insignificant quantities of pollutant
- ISO 2081.

### C2: Low

Partly outdoor environments: Industries, sports halls, warehouses, shops, rural outdoor areas etc

- Non-heated areas with fluctuating levels of temperature and humidity.
- Few instances of condensation and low levels of airborne pollution
- ISS-EN 10346

### C3: Average

Indoor- and outdoor environments: Urban and light industrial areas, breweries, dairies, laundries etc.

- Areas with average levels of humidity and some airborn pollution caused by production processes.
- Atmospheres containing some salt or average levels of airborne pollution.
- EN-ISO1461 /EN 10346

### C4: High

Chemical plants, industrial and coastal areas, swimming pools, farms, dockyards etc.

- Areas with high levels of humidity and considerable airborn pollution.
- Atmospheres with average salt content or discernible levels of airborne pollution.
- EN-ISO1461

### C5: Very high

Chemical and heavy industries, tunnels, swimming pools, dockyards etc.

- Areas with almost permanent condensation, large quantities of airborn pollution, high levels of humidity and aggressive atmospheres
- EN 1.4301 acc. to EN 10088/ AISI 304

### CX: Extremely high

Heavy industries, coastal and offshore areas, water treatment plants etc.

- Areas with almost permanent condensation and large quantities of airborn pollution. Atmospheres with high salt content.
- EN 1.4404 acc. to EN 10088/ AISI 316L

Electro-galvanized steel (EG) ● → ○

Pre-galvanized steel (PG) ● → ● → ○

Zink+ (Z+) ● → ●

Hot-dip galvanized steel (HDG) ● → ● → ○

Zinkpox (ZP) ● → ○

Stainless steel AISI 304 ● → ○

Stainless steel AISI 316L ●

GRP/FRP ● → ●

● = Recommended surface treatment. Very high durability (≥20 years)

○ = Possible alternative. High durability (10-20 years)

**2. Surface treatment**

Many choose a more durable surface treatment than required. Please contact us if you need advise:

support-INT@ wibe-group.com

# Cable ladders C1-C2

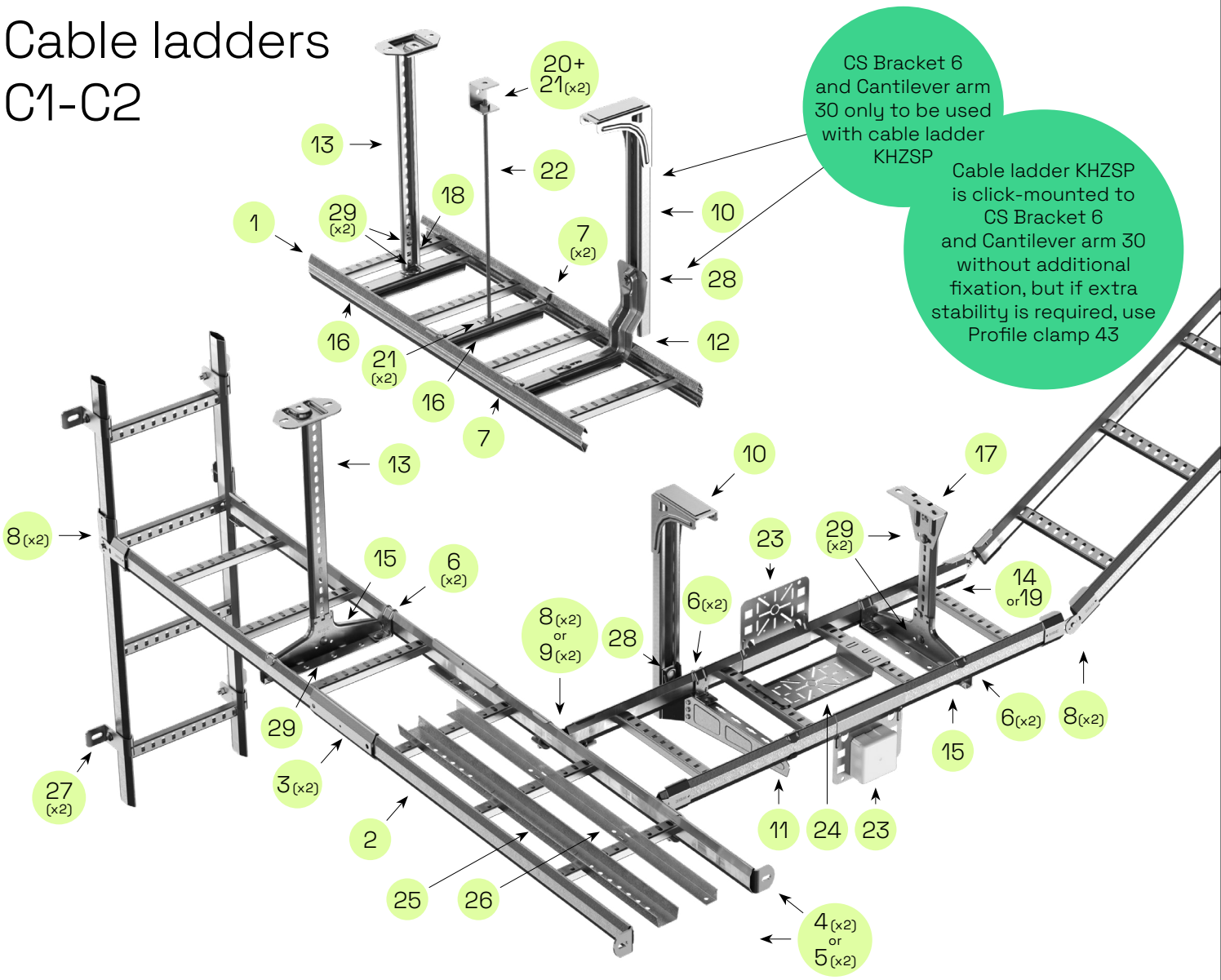


## Length material and accessories

Combine with CLX³ for fast installation

### 1 Cable ladder KHZSP

| Width x Length | PG (C2) |
|---|---|
| 200 x 3000 | 783155 |
| 200 x 4000 | 718572 |
| 200 x 6000 | 734488 |
| 300 x 3000 | 783156 |
| 300 x 4000 | 718573 |
| 300 x 6000 | 734489 |
| 400 x 3000 | 783157 |
| 400 x 4000 | 718574 |
| 400 x 6000 | 734490 |
| 500 x 3000 | 783158 |
| 500 x 4000 | 718575 |
| 500 x 6000 | 734491 |
| 600 x 3000 | 783159 |
| 600 x 4000 | 718576 |
| 600 x 6000 | 734492 |
| End cap 28 | 709019 |



### 2 Cable ladder KHZPS

| Width x Length | PG (C2) |
|---|---|
| 200 x 6000 | 725351 |
| 300 x 6000 | 725352 |
| 400 x 6000 | 725353 |
| 450 x 6000 | CSU795945 |
| 500 x 6000 | 725354 |
| 600 x 6000 | 725355 |
| End cap 28 | 709019 |

### 3 Joint 21

| Description | Z+ (C4) |
|---|---|
| 21 Screw | CSU795051 |
| 21 Click | CSU795050 |

### 4 End connection 10

| Description | Alu (C4) |
|---|---|
| 10 | 709018 |

### 5 Angle bracket 5L

| WxHxL | HDG(C4) |
|---|---|
| 45x70x49 | 731791 |

### 6 Profile clamp 42

| Description | PG (C2) |
|---|---|
| Incl. bolt and nut | CSU795240 |

### 7 Profile clamp 43

| Description | HDG(C4) |
|---|---|
| Incl. bolt and nut | 707511 |

### 8 Coupling 22

| Description | PG (C2) |
|---|---|
| 22 | 721122 |

### 9 Fixed take-off hook 4

| Description | Al (C4) |
|---|---|
| 4 | 709017 |

## Mounting on cantilever arm

### 10 Vertical piece 2Fi

| Length | PG (C2) |
|---|---|
| 300 | 792723 |
| 500 | 792724 |
| 750 | 792725 |
| 1000 | 792726 |
| End cap 28E | 709021 |

### Vertical piece 2F

| Length | HDG(C4) |
|---|---|
| 280 | 717196 |
| 370 | 717197 |
| 505 | 717198 |
| 640 | CSU794202 |
| 730 | 717199 |
| 865 | CSU794203 |
| 1000 | 717200 |
| 1500 | 787276 |
| End cap 28E | 709021 |

### 11 Cantilever arm 50i

| Width | PG (C2) |
|---|---|
| 200 | 791413 |
| 300 | 791414 |
| 400 | 791415 |
| 500 | CSU795322 |
| 600 | CSU795323 |

### 12 Cantilever arm 30

For click-mounting of cable ladder KHZSP

| Width | PG (C2) |
|---|---|
| 200 | 727777 |
| 300 | 727778 |
| 400 | 727779 |
| 500 | 727780 |
| 600 | 727781 |

## Central suspension: Vertical piece or rail

### 13 Vert. piece 2



| Length | HDG(C4) |
|---|---|
| 300 | 717191 |
| 400 | 717192 |
| 500 | 717193 |
| 700 | 717194 |
| 1000 | 717195 |
| End cap 28C | 789875 |

### 14 Rail 24/34

| Length | PG (C2) |
|---|---|
| 300 | 725357 |
| 380 | 725358 |
| 500 | 725359 |
| 700 | 725360 |
| 1000 | 725361 |
| 3000 | 721102 |
| End cap 28C | 789875 |

### 15 CS bracket 3

| Width | PG (C2) |
|---|---|
| 200 | 721869 |
| 300 | 721870 |
| 400 | 721871 |
| 500 | 721872 |
| 600 | 721873 |

### 16 CS bracket 6

For click-mounting of cable ladder KHZSP

| Width | PG (C2) |
|---|---|
| 200 | 727582 |
| 300 | 727583 |
| 400 | 727584 |
| 500 | 727585 |
| 600 | 727586 |

### 17 Ceiling bracket 5

| WxH | PG (C2) |
|---|---|
| 40x100 | 721101 |

### 18 Angle bracket W8S

| WxH | PG (C2) |
|---|---|
| 30x120 | 728071 |

### 19 Rail 24/48

For heavy loads

| Length | PG (C2) |
|---|---|
| 1000 | CSU795564 |
| 2970 | 731717 |
| 5940 | 731721 |
| End cap 28E | 1121856 |

## Central suspension: Threaded rod

### 20 Ceiling bracket TF

| Description | HDG(C4) |
|---|---|
| TF-10 | 788164 |

### 21 Flange nut

| Dimension | HDG(C4) |
|---|---|
| M8 | CSU794715 |

### 22 Threaded rod W76

| Dimension | HDG(C4) |
|---|---|
| M8, 2000mm | CSU734698 |

## Accessories

### 23 Box plate 35S

| Description | PG (C2) |
|---|---|
| 35S perf | 711205 |
| 35S unperf | 730245 |
| 35S with AP-9 | CSU795864 |
| 35S with U56 (w/ terminal block) | 731962 |
| 35S with U56 (no terminal block) | 731961 |
| 35S 2-way outlet IP44 | 734225 |
| 35S 2-way outlet IP21 | 734226 |

### 24 Box plate 35P

| Description | PG (C2) |
|---|---|
| 35P perf | 718618 |

### 25 Tele conduit 36

Mounted to KHZ & KHZV using wire, or Bolt set W34 for perforated rungs.

| WxL | PG (C2) |
|---|---|
| 50x2000 | 725065 |
| 100x2000 | 725066 |
| 200x2000 | 725067 |
| Lashing wire (SS AISI304) 100m | 713687 |
| Bolt set W34 | 734646 |

### 26 Dividing strip 39

Use W39 for splicing

| HxL | PG (C2) |
|---|---|
| 24x1750 | 718835 |
| Insert piece W39 | 716824 |

### 27 Wall bracket

| Description | PG (C2) |
|---|---|
| 11/25 | 721105 |
| 11/75 | 721106 |

### 28 T-bolt 26U

| Description | HDG(C4) |
|---|---|
| M8x30 | CSU795595 |
| M10x30 | CSU795589 |

### 29 Bolt set 22S

| Description | HDG(C4) |
|---|---|
| 8x16 | 713694 |

# Cable ladders C3-C4

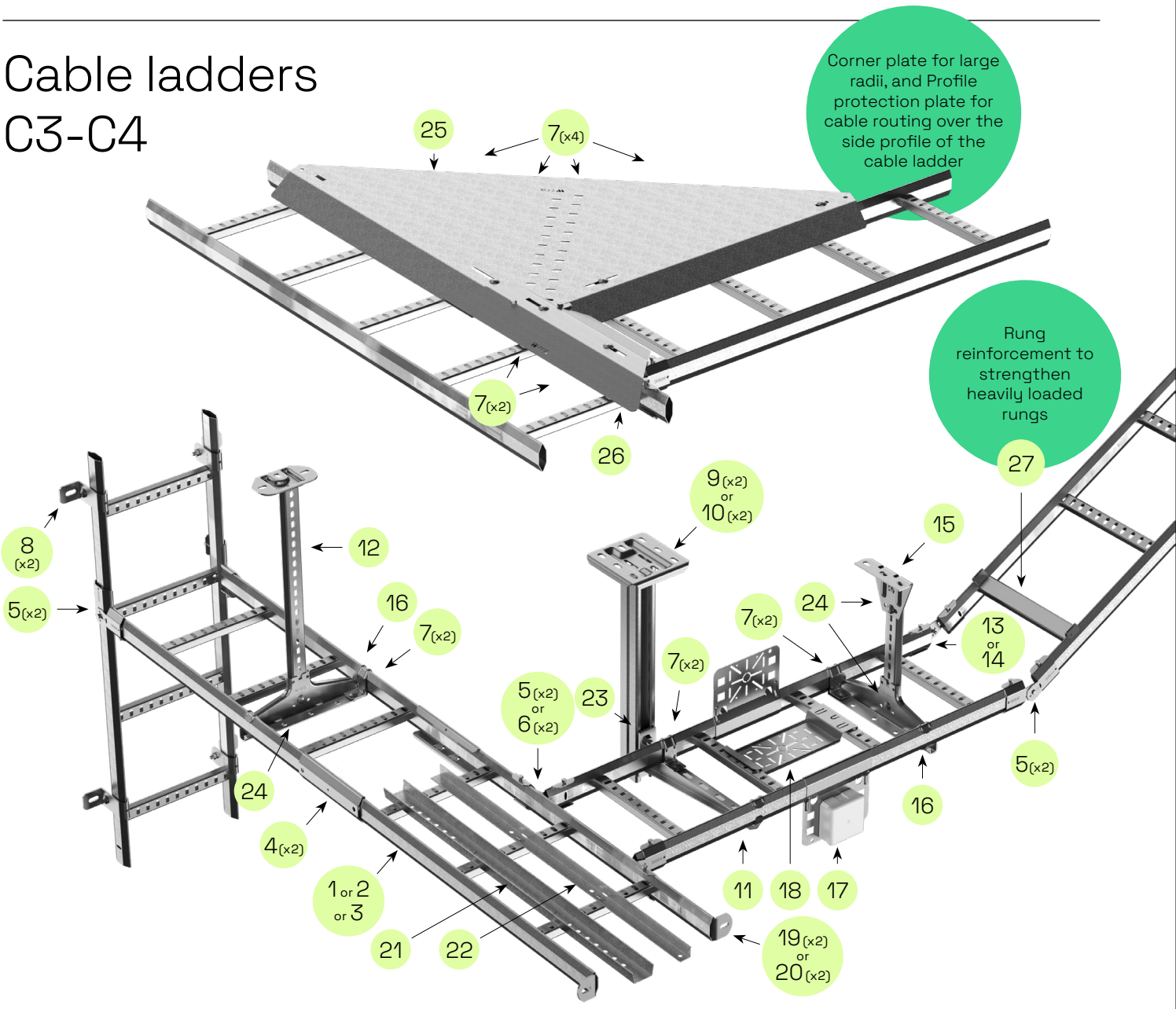


## Length material and accessories

### 1 Cable ladder KHZ



| Width x Length | HDG(C4) |
|---|---|
| 200 x 6000 | 768002 |
| 300 x 6000 | 768004 |
| 400 x 6000 | 768005 |
| 500 x 6000 | 768006 |
| 600 x 6000 | 768007 |
| End cap 28 | 709019 |

### 2 Cable ladder KHZSPZ+



| Width x Length | Z+ (C4) |
|---|---|
| 200 x 6000 | CSU795127 |
| 300 x 6000 | CSU795128 |
| 400 x 6000 | CSU795129 |
| 500 x 6000 | CSU795130 |
| 600 x 6000 | CSU795131 |
| End cap 28 | 709019 |

### 3 Cable ladder KHZP



| Width x Length | HDG(C4) |
|---|---|
| 200 x 6000 | 718563 |
| 300 x 6000 | 718564 |
| 400 x 6000 | 718565 |
| 450 x 6000 | CSU795948 |
| 500 x 6000 | 718566 |
| 600 x 6000 | 718567 |
| End cap 28 | 709019 |

### 4 Joint 21

| Description | Z+ (C4) |
|---|---|
| 21 Screw | CSU795051 |
| 21 Click | CSU795050 |

### 5 Coupling 22

| Description | HDG (C4) |
|---|---|
| 22 | 718409 |

### 6 Fixed take-off hook 4

| Description | Alu (C4) |
|---|---|
| 4 | 709017 |

### 7 Profile clamp 42

| Description | HDG(C4) |
|---|---|
| Incl. bolt & nut | CSU795242 |

### 8 Wall bracket

| Description | HDG(C4) |
|---|---|
| 11/25 | 713204 |
| 11/75 | 713203 |

## Mounting on cantilever arm

### 9 Vert. piece 2F

| Length | HDG(C4) |
|---|---|
| 280 | 717196 |
| 370 | 717197 |
| 505 | 717198 |
| 640 | CSU794202 |
| 730 | 717199 |
| 865 | CSU794203 |
| 1000 | 717200 |
| 1500 | 787276 |
| End cap 28E | 709021 |



### 10 Vert. piece 20

| Length | HDG(C4) |
|---|---|
| 280 | CSU794204 |
| 370 | CSU794205 |
| 500 | 715723 |
| 700 | 715724 |
| 1000 | 715725 |
| 1500 | 715726 |
| 2000 | 715727 |
| 3000 | 715728 |
| End cap 28D | 709020 |



### 11 Cantilever arm 50

| Width | HDG(C4) |
|---|---|
| 200 | 723434 |
| 300 | 723436 |
| 400 | 723437 |
| 500 | 723438 |
| 600 | 723439 |

## Central suspension

### 12 Vert. piece 2

| Length | HDG(C4) |
|---|---|
| 300 | 717191 |
| 400 | 717192 |
| 500 | 717193 |
| 700 | 717194 |
| 1000 | 717195 |
| End cap 28C | 789875 |

### 13 Rail 24/34

| Length | HDG(C4) |
|---|---|
| 3000 | 715879 |
| End cap28C | 709021 |

### 14 Rail 24/48

For heavy loads

| Length | HDG(C4) |
|---|---|
| 1000 | CSU795565 |
| 2970 | 705093 |
| 5940 | 731719 |
| End cap 28E | 709021 |

### 15 Ceiling bracket 5

| WxH | HDG(C4) |
|---|---|
| 40x100 | 718640 |

### 16 CS bracket 3

| Width | HDG(C4) |
|---|---|
| 200 | 720762 |
| 300 | 720763 |
| 400 | 720764 |
| 500 | 720765 |
| 600 | 720766 |

## Accessories

### 17 Box plate 35S

| Description | HDG(C4) |
|---|---|
| 35S perf | 731746 |
| 35S + AP9 box | CSU795865 |
| 35S + U56 box w/ terminal block | CSU795862 |
| 35S + U56 w/o terminal block | CSU795863 |
| 35S 2-way outlet IP44 | CSU795866 |

### 18 Box plate 35P

| Description | HDG(C4) |
|---|---|
| 35P perf | 731745 |

### 19 Angle bracket 5L

| WxHxL | HDG(C4) |
|---|---|
| 45x70x49 | 731791 |

### 20 End connection 10

| WxHxL | Alu (C4) |
|---|---|
| 55x60x60 | 709018 |

### 21 Tele conduit 36

Mounted to KHZ & KHZV using wire, or Bolt set W34 for perforated rungs.

| WxL | Z+ (C4) |
|---|---|
| 50x2000 | CSU795934 |
| 100x2000 | CSU795935 |
| 200x2000 | CSU795936 |
| Lashing wire (SS AISI304) 100m | 713687 |
| Bolt set W34 | 734646 |

### 22 Dividing strip 39

Use W39 for splicing

| HxL | Z+ (C4) |
|---|---|
| 24x1750 | CSU795932 |
| Insert piece W39 | 716824 |

### 23 T-bolt 26U

| Description | HDG(C4) |
|---|---|
| M8x30 | CSU795595 |
| M10x30 | CSU795589 |

### 24 Bolt set 22S

| Description | HDG(C4) |
|---|---|
| 8x16 | 713694 |

### 25 Corner plate

| Description | Z+ (C4) |
|---|---|
| Radii < 600 | CSU795889 |
| Radii < 1000 | CSU795890 |

### 26 Profile protection plate

| Width | Z+ (C4) |
|---|---|
| 400 | CSU795891 |
| 450 | CSU795972 |
| 500 | CSU795892 |
| 600 | CSU795893 |

### 27 Rung reinforcement

More than doubles the strength of the rung

| Width | Z+ (C4) |
|---|---|
| 400 | CSU795883 |
| 500 | CSU795884 |
| 600 | CSU795885 |

# Cable ladders
# C5 (white)

Zinkpox is hot-dip galvanized steel with multiple layers of white powder coating.
Some accessories in the overview are in unpainted stainless steel AISI316L (CX).

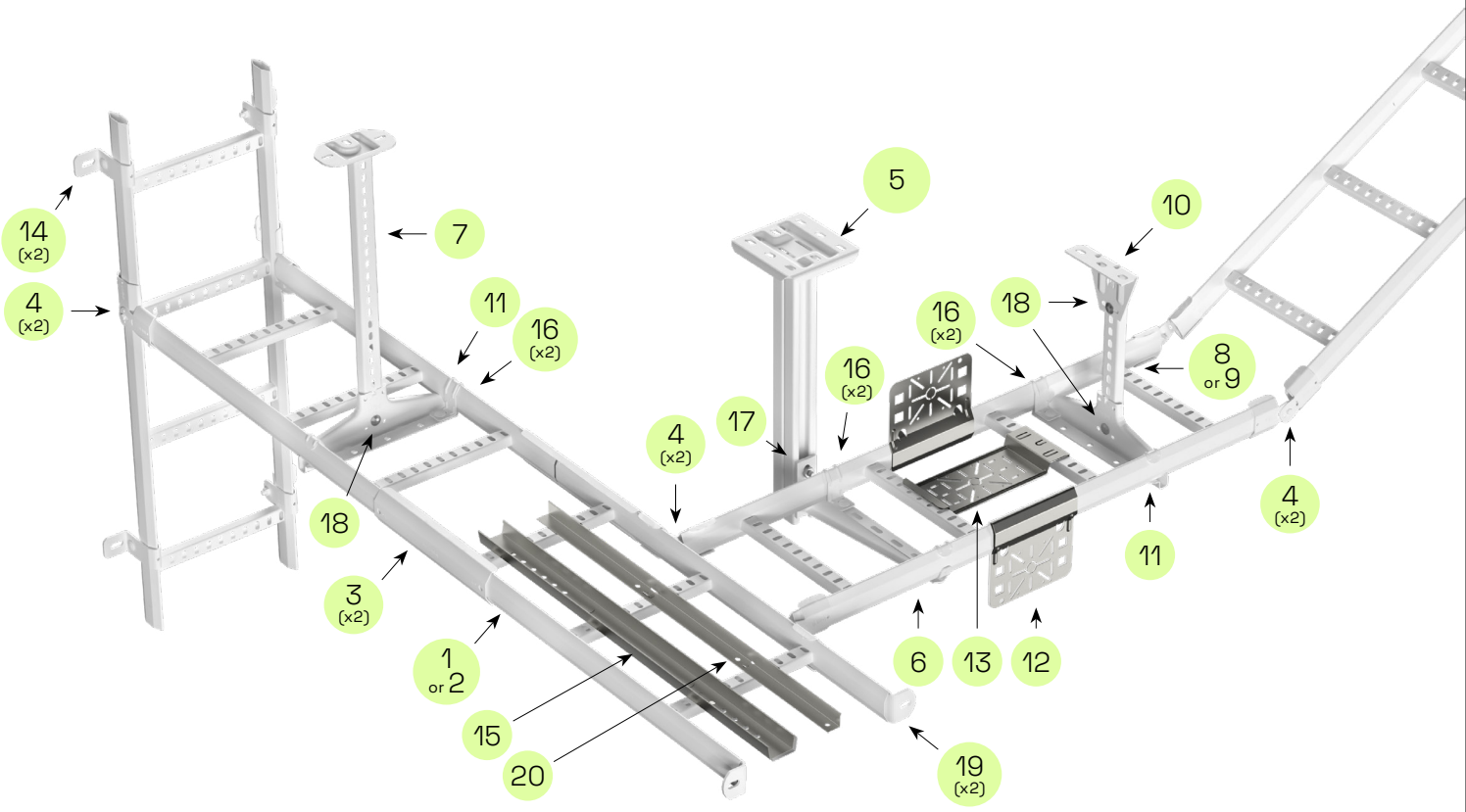


## Length material and accessories

### 1 Cable ladder KHZ



| Width x Length | ZP (C5) |
|---|---|
| 200 x 6000 | 714059 |
| 300 x 6000 | 714061 |
| 400 x 6000 | 714062 |
| 500 x 6000 | 714063 |
| 600 x 6000 | 714064 |
| End cap 28 | 709019 |

### 2 Cable ladder KHZP



| Width x Length | ZP (C5) |
|---|---|
| 200 x 6000 | 718592 |
| 300 x 6000 | 718593 |
| 400 x 6000 | 718594 |
| 500 x 6000 | 718595 |
| 600 x 6000 | 718596 |
| End cap 28 | 709019 |

### 3 Joint 21

| Description | ZP (C5) |
|---|---|
| 21 Screw | 791200 |

### 4 Coupling 22

| Description | ZP (C5) |
|---|---|
| 22 | 718410 |

## Mounting on cantilever arm



### 5 Vertical piece 2F

| Length | ZP (C5) |
|---|---|
| 280 | 717201 |
| 370 | 717202 |
| 505 | 717203 |
| 730 | 717204 |
| 1000 | 717205 |
| 1500 | 787277 |
| End cap 28E | 709021 |

### 5 Vertical piece 20

| Length | ZP (C5) |
|---|---|
| 500 | 716276 |
| 700 | 716277 |
| 1000 | 716278 |
| 1500 | 716279 |
| 2000 | 716280 |
| 3000 | 716281 |
| End cap 28D | 709020 |

### 6 Cantilever arm 50

| Width | ZP (C5) |
|---|---|
| 200 | 723442 |
| 300 | 723444 |
| 400 | 723445 |
| 500 | 723446 |
| 600 | 723447 |

## Central suspension

### 7 Vertical piece 2

| Length | ZP (C5) |
|---|---|
| 300 | 716283 |
| 400 | 716284 |
| 500 | 716285 |
| 700 | 716286 |
| 1000 | 716287 |
| End cap 28C | 789875 |

### 9 Rail 24/48

For heavy loads

| Length | ZP (C5) |
|---|---|
| 1000 | CSU795568 |
| 3000 | 716306 |
| 6000 | 731724 |
| End cap 28E | 709021 |

### 11 CS bracket 3

| Width | ZP (C5) |
|---|---|
| 200 | 721863 |
| 300 | 721864 |
| 400 | 721865 |
| 500 | 721866 |
| 600 | 721867 |

### 8 Rail 24/34

| Length | ZP (C5) |
|---|---|
| 3000 | 716309 |
| End cap 28C | 789875 |

### 10 Ceiling bracket 5

| WxH | ZP (C5) |
|---|---|
| 40x100 | 716293 |

## Accessories

### 12 Box plate 35S

| Description | AISI 316L (CX) |
|---|---|
| 35S perf | 725776 |

### 13 Box plate 35P

| Description | AISI 316L (CX) |
|---|---|
| 35P unperf | 725777 |

### 14 Wall bracket

| Variant | ZP (C5) |
|---|---|
| 11/25 | 713208 |
| 11/75 | 713207 |

### 15 Tele conduit 36

Mounted to KHZ & KHZV using wire, or Bolt set W34 for perforated rungs.

| WxL | AISI 316L (CX) |
|---|---|
| 50x2000 | 725590 |
| 100x2000 | 725591 |
| 200x2000 | 725592 |
| Lashing wire (SS AISI304) 100m | 713686 |
| Bolt set W34 (Sf) | 725589 |

### 16 Profile clamp 42

| Description | ZP (C5) |
|---|---|
| Incl. bolt & nut | CSU795243 |

### 17 T-bolt 26U

| Description | AISI 316L (CX) |
|---|---|
| M10x30 | CSU795592 |

### 18 Bolt set 22S

| Description | AISI 316L (CX) |
|---|---|
| 8x16 | 725582 |

### 19 Angle bracket 5L

| WxHxL | ZP (C5) |
|---|---|
| 45x70x49 | 731792 |

### 20 Dividing strip 39

Use W39 for splicing

| HxL | AISI 316L (CX) |
|---|---|
| 24x1750 | 725593 |
| Insert piece W39 | 716824 |

# Cable ladders
# CX

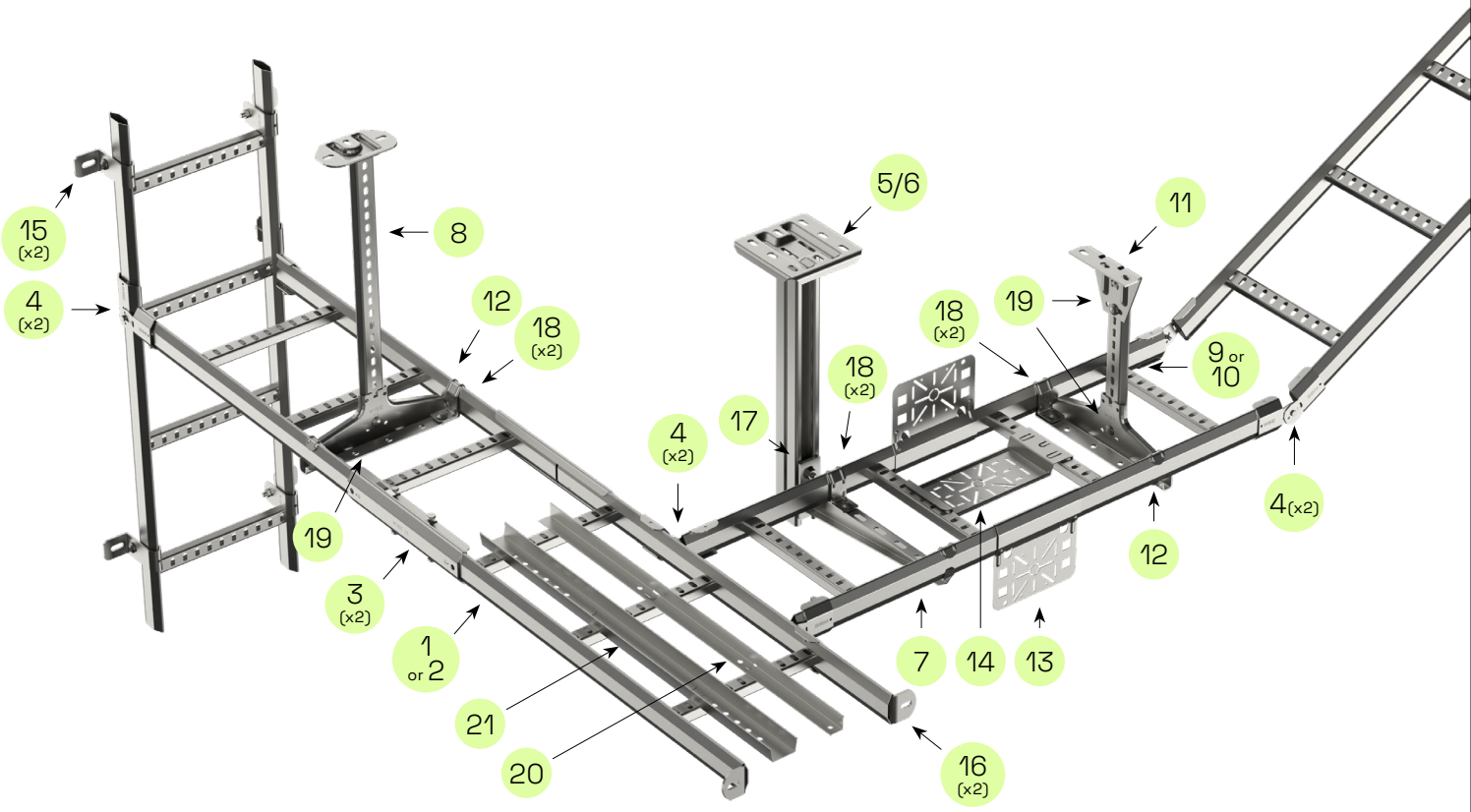


## Length material

1

### Cable ladder KHZSP

| Width x Length | AISI 316L (CX) |
|---|---|
| 200 x 6000 | CSU794445 |
| 300 x 6000 | CSU794446 |
| 400 x 6000 | CSU794447 |
| 500 x 6000 | CSU794448 |
| 600 x 6000 | CSU794449 |
| End cap 28 | 709019 |

2

### Cable ladder KHZP

| Width x Length | AISI 316L (CX) |
|---|---|
| 200 x 6000 | 727383 |
| 300 x 6000 | 727384 |
| 400 x 6000 | 727385 |
| 500 x 6000 | 727386 |
| 600 x 6000 | 727387 |
| End cap 28 | 709019 |

## Joints

3

### Joint 21

| Description | AISI 316L (CX) |
|---|---|
| 21 skruv | 725751 |

4

### Coupling 22

| Description | AISI 316L (CX) |
|---|---|
| 22 | 725760 |

## Mounting on cantilever arm

### 5 Vert. piece 2F

| Length | AISI 316L (CX) |
|---|---|
| 280 | 725562 |
| 370 | 725563 |
| 505 | 725564 |
| 730 | 725565 |
| 1000 | 725566 |
| 1500 | 787278 |
| End cap 28E | 709021 |

### 6 Vert. piece 20

| Length | AISI 316L (CX) |
|---|---|
| 500 | 725567 |
| 700 | 725568 |
| 1000 | 725569 |
| 1500 | 725570 |
| 2000 | 725571 |
| 3000 | 725572 |
| End cap 28D | 709020 |



### 7 Cantilever arm 50

| Width | AISI 316L (CX) |
|---|---|
| 200 | 725620 |
| 300 | 725622 |
| 400 | 725623 |
| 500 | 725624 |
| 600 | 725625 |

## Central suspension

### 8 Vert. piece 2

| Length | Sf (CX) |
|---|---|
| 300 | 725557 |
| 400 | 725558 |
| 500 | 725559 |
| 700 | 725560 |
| 1000 | 725561 |
| End cap 28C | 789875 |

### 9 Pendant rail 24/34

| Length | AISI 316L (CX) |
|---|---|
| 3000 | 725579 |
| End cap 28C | 789875 |

### 10 Pendant rail 24/48

For heavy loads

| Length | AISI 316L (CX) |
|---|---|
| 1000 | CSU795566 |
| 3000 | 728595 |
| 6000 | 731727 |
| End cap 28E | 709021 |

### 11 Ceiling bracket 5

| WxH | AISI 316L (CX) |
|---|---|
| 40x100 | 725573 |

### 12 CS bracket 3

| Width | AISI 316L (CX) |
|---|---|
| 200 | 726434 |
| 300 | 726435 |
| 400 | 726436 |
| 500 | 726437 |
| 600 | 726438 |

## Accessories

### 13 Box plate 35S

| Description | AISI 316L (CX) |
|---|---|
| 35S perf | 725776 |

### 14 Box plate 35P

| Description | AISI 316L (CX) |
|---|---|
| 35P perf | CSU795559 |
| 35P unperf | 725777 |

### 15 Wall bracket

| Description | AISI 316L (CX) |
|---|---|
| 11/25 | 725774 |
| 11/75 | 725775 |

### 16 Angle bracket 5L

| WxHxL | AISI 316L (CX) |
|---|---|
| 45x70x49 | 731793 |

### 17 T-bolt 26U

| Description | AISI 316L (CX) |
|---|---|
| M8x30 | CSU795596 |
| M10x30 | CSU795592 |

### 18 Profile clamp 42

| Description | AISI 316L (CX) |
|---|---|
| Incl. bolt & nut | 725763 |

### 19 Bolt set 22S

| Description | AISI 316L (CX) |
|---|---|
| 8x16 | 725582 |

### 20 Dividing strip 39

Use W39 for splicing

| HxL | AISI 316L (CX) |
|---|---|
| 24x1750 | 725593 |
| Insert piece W39 | 716824 |

### 21 Tele conduit 36

Mounted to KHZ & KHZV using wire, or Bolt set W34 for perforated rungs.

| WxL | AISI 316L (CX) |
|---|---|
| 50x2000 | 725590 |
| 100x2000 | 725591 |
| 200x2000 | 725592 |
| Bolt set W34 (Sf) | 725589 |

# Reinforced cable ladders C1-C4

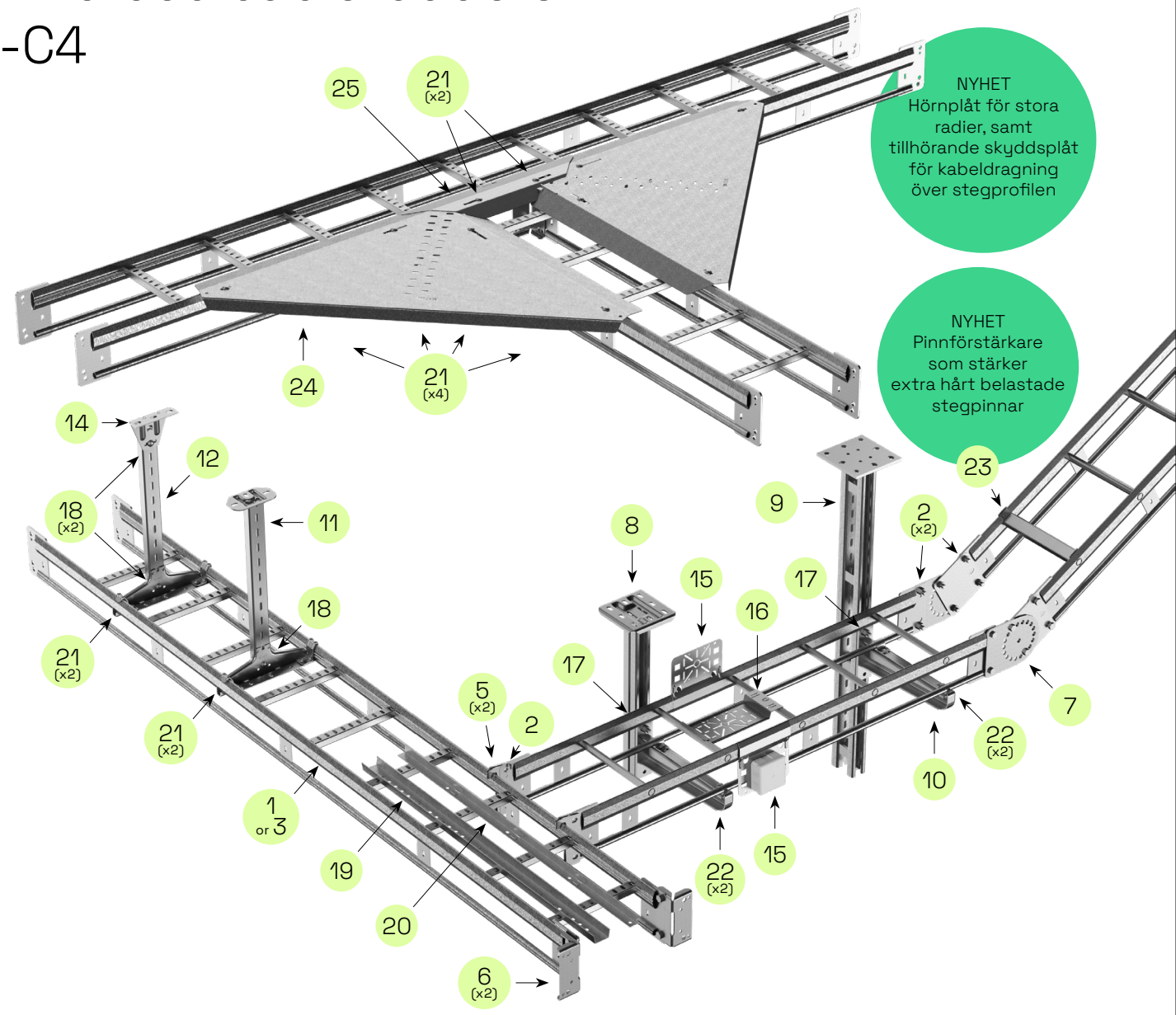


## Length material and accessories

### 1 Cable ladder KHZV



| Width x Length | HDG(C4) |
|---|---|
| 200 x 6000 | 712015 |
| 300 x 6000 | 712017 |
| 400 x 6000 | 712019 |
| 500 x 6000 | 712018 |
| 600 x 6000 | 712020 |

### 3 Cable ladder KHZPV

| Width x Length | HDG(C4) |
|---|---|
| 200 x 6000 | 717982 |
| 300 x 6000 | 717983 |
| 400 x 6000 | 717984 |
| 500 x 6000 | 717985 |
| 600 x 6000 | 717986 |

### 5 Take-off hook 47

| Description | HDG(C4) |
|---|---|
| 47 | 791350 |

### 6 Coupling 44

| Description | HDG(C4) |
|---|---|
| Incl. bolt & nut | 720815 |

### 2 Joint/Bolt set

| Description | HDG(C4) |
|---|---|
| 4 st skruvar och muttrar | 706415 |

### 4 Joint 45

| Description | HDG(C4) |
|---|---|
| Incl. bolt & nut | 707609 |

### 7 Coupling 51



Vertical hinge 10°, 30°, 50°, 70°, 90°

| Description | HDG(C4) |
|---|---|
| 51 | 731837 |

## Mounting on cantilever arm

8

### Vertical piece 20

| Length | HDG(C4) |
|---|---|
| 280 | CSU794204 |
| 370 | CSU794205 |
| 500 | 715723 |
| 700 | 715724 |
| 1000 | 715725 |
| 1500 | 715726 |
| 2000 | 715727 |
| 3000 | 715728 |
| End cap 28D | 709020 |

9

### Vertical piece 20F

For ceiling or floor mounting for heavy loads.

| Length | HDG(C4) |
|---|---|
| 1000 | 718249 |
| 1500 | 718250 |
| 2000 | 718251 |
| 3000 | 709799 |
| End cap 28J | CSU794520 |

### Vertical piece 20FS

For ceiling or floor mounting. For very heavy loads.

| Length | HDG(C4) |
|---|---|
| 1500 | 718718 |
| 2000 | 718719 |
| 2500 | 718720 |
| 3000 | 718721 |
| End cap 28F | 789876 |

10

### Cantilever arm 50F

| Width | HDG(C4) |
|---|---|
| 200 | 718624 |
| 300 | 718625 |
| 400 | 718626 |
| 500 | 718627 |
| 600 | 718628 |

### Cantilever arm 50

| Width | HDG(C4) |
|---|---|
| 200 | 723434 |
| 300 | 723436 |
| 400 | 723437 |
| 500 | 723438 |
| 600 | 723439 |

## Central suspension

11

### Vert. piece 2F

| Length | HDG(C4) |
|---|---|
| 280 | 717196 |
| 370 | 717197 |
| 505 | 717198 |
| 640 | CSU794202 |
| 730 | 717199 |
| 865 | CSU794203 |
| 1000 | 717200 |
| 1500 | 787276 |
| End cap 28E | 709021 |

12

### Pendant rail 24/48

| Length | HDG(C4) |
|---|---|
| 1000 | 705093 |
| 2970 | 731719 |
| 5940 | 713178 |
| End cap 28E | 709021 |

13

### CS bracket 3

| Width | HDG(C4) |
|---|---|
| 200 | 720762 |
| 300 | 720763 |
| 400 | 720764 |
| 500 | 720765 |
| 600 | 720766 |

14

### Ceiling bracket 5

| WxH | HDG(C4) |
|---|---|
| 40x100 | 718640 |

## Accessories

15

### Box plate 35S

| Description | HDG(C4) |
|---|---|
| 35S perf | 731746 |
| 35S + AP-9 box | CSU795865 |
| 35S + U56 box w/ terminal block | CSU795862 |
| 35S + U56 box w/o terminal block | CSU795863 |
| 35S + 2-way outlet IP44 | CSU795866 |

16



### Box plate 35P

| Description | HDG(C4) |
|---|---|
| 35P perf | 731745 |

17

### T-bolt 26U

| Description | HDG(C4) |
|---|---|
| M8x30 | CSU795595 |
| M10x30 | CSU795589 |

18

### Bolt set 22S

| Description | HDG(C4) |
|---|---|
| 8x16 | 713694 |

19

### Tele conduit 36

Mount to KHZ and KHZV using lashing wire. Bolt set W34 on perf. rungs.

| WxL | Z+ (C4) |
|---|---|
| 50x2000 | CSU795934 |
| 100x2000 | CSU795935 |
| 200x2000 | CSU795936 |
| Lashing wire (SS AISI304) 100m | 713687 |
| Bolt set W34 | 734646 |

20

### Dividing strip 39

Use Insert piece W39 for splicing.

| HxL | Z+ (C4) |
|---|---|
| 24x1750 | CSU795932 |
| Insert piece W39 | 716824 |

21

### Profile clamp 42

| Description | HDG(C4) |
|---|---|
| Incl. bolt & nut | CSU795242 |

22

### Profile clamp 43

| Description | HDG(C4) |
|---|---|
| Incl. bolt & nut | 707511 |

23

### Rung reinforcement

More than doubles the strength of individual rungs

| Width | Z+ (C4) |
|---|---|
| 400 | CSU795883 |
| 500 | CSU795884 |
| 600 | CSU795885 |

24



### Corner plate

| Description | Z+ (C4) |
|---|---|
| Radii < 600 | CSU795889 |
| Radii < 1000 | CSU795890 |

25

### Profile protection plate

| Width | Z+ (C4) |
|---|---|
| 400 | CSU795891 |
| 450 | CSU795972 |
| 500 | CSU795892 |
| 600 | CSU795893 |

# Reinforced cable ladders C5 (white)

Zinkpox is hot-dip galvanized steel with multiple layers of white powder coating.
Some accessories in the overview are in unpainted stainless steel AISI316L (CX).

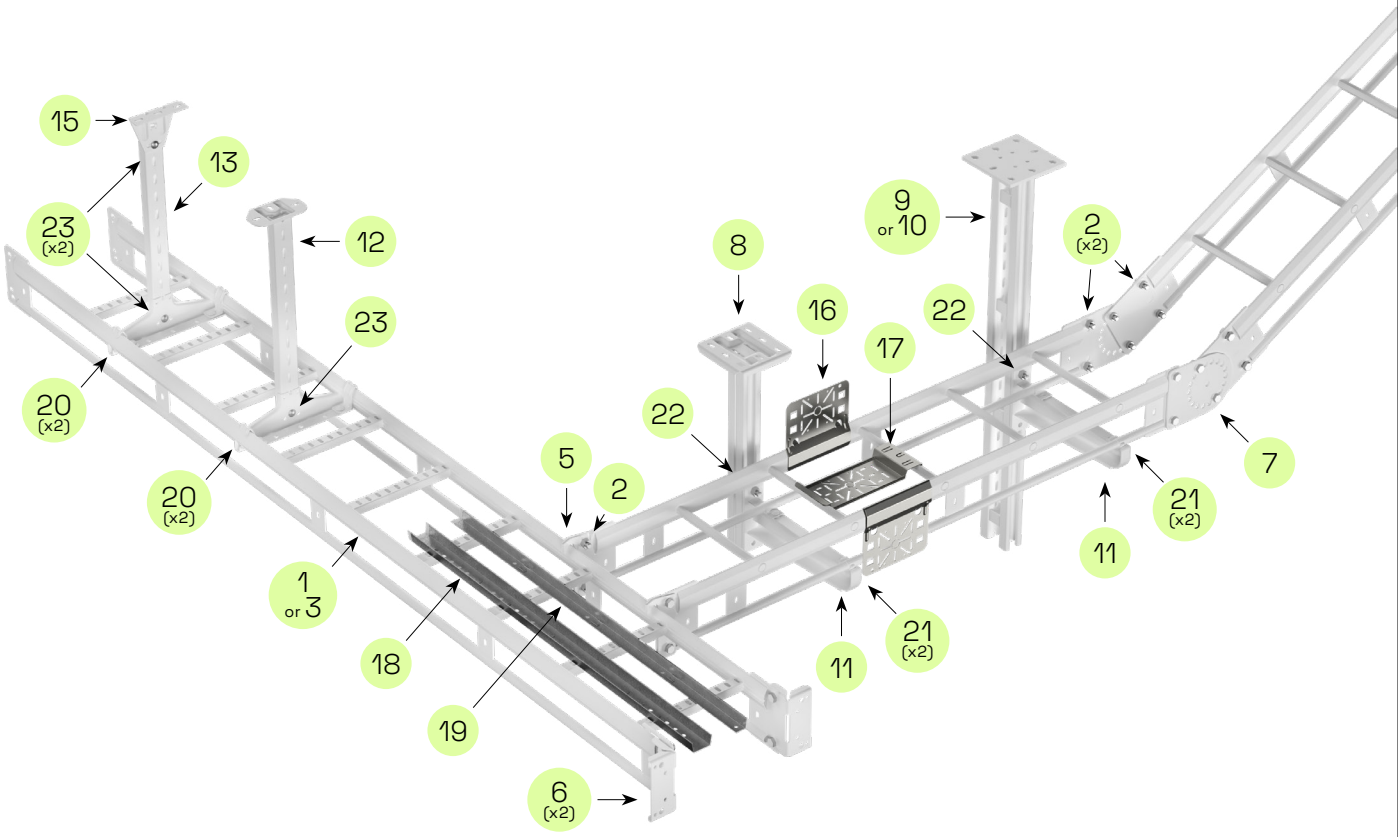


## Length material + accessories

### 1 Cable ladder KHZV

| Width x Length | ZP (C5) |
|---|---|
| 200 x 6000 | 714198 |
| 300 x 6000 | 714200 |
| 400 x 6000 | 714202 |
| 500 x 6000 | 714201 |
| 600 x 6000 | 714203 |

### 2 Joint/Bolt set

| Description | AISI 316L (CX) |
|---|---|
| 4x bolts & nuts | 728767 |

### 3 Cable ladder KHZPV

| Width x Length | ZP (C5) |
|---|---|
| 200 x 6000 | 723390 |
| 300 x 6000 | 723391 |
| 400 x 6000 | 723392 |
| 500 x 6000 | 723393 |
| 600 x 6000 | 723394 |

### 4 Joint 45

| Description | ZP (C5) |
|---|---|
| Incl. bolt & nut | 714227 |

### 5 Take-off hook 47

| Description | ZP (C5) |
|---|---|
| 47 | 791401 |

### 6 Coupling 44



| Description | ZP (C5) |
|---|---|
| Incl. bolt & nut | 720816 |

### 7 Coupling 51

Vertical hinge 10°, 30°, 50°, 70°, 90°



| Description | ZP (C5) |
|---|---|
| 51 | 731911 |

## Mounting on cantilever arm

### 8 Vertical piece 20

| Length | ZP (C5) |
|---|---|
| 500 | 716276 |
| 700 | 716277 |
| 1000 | 716278 |
| 1500 | 716279 |
| 2000 | 716280 |
| 3000 | 716281 |
| End cap 28D | 709020 |

### 9 Vertical piece 20F

For ceiling or floor mounting for heavy loads.

| Length | ZP (C5) |
|---|---|
| 1000 | 718484 |
| 1500 | 718485 |
| 2000 | 718486 |
| 3000 | 716282 |
| End cap 28J | CSU794520 |

### 10 Vertical piece 20FS

For ceiling or floor mounting. For very heavy loads.

| Length | ZP (C5) |
|---|---|
| 1500 | 720521 |
| 2000 | 720522 |
| 2500 | 720523 |
| 3000 | 720524 |
| End cap 28F | 789876 |

### 11 Cantilever arm 50F

| Width | Zinkpox (ZP) |
|---|---|
| 200 | 714021 |
| 300 | 714700 |
| 400 | 714022 |
| 500 | 718793 |
| 600 | 714023 |

### Cantilever arm 50

| Width | ZP (C5) |
|---|---|
| 200 | 723442 |
| 300 | 723444 |
| 400 | 723445 |
| 500 | 723446 |
| 600 | 723447 |

## Central suspension

### 12 Vertical piece 2F



| Length | ZP (C5) |
|---|---|
| 280 | 717201 |
| 370 | 717202 |
| 505 | 717203 |
| 730 | 717204 |
| 1000 | 717205 |
| 1500 | 787277 |
| End cap 28E | 709021 |

### 13 Pendant rail 24/48

| Length | ZP (C5) |
|---|---|
| 1000 | CSU795568 |
| 3000 | 716306 |
| 6000 | 731724 |
| End cap 28E | 709021 |

### 14 CS bracket 3

| Width | ZP (C5) |
|---|---|
| 200 | 721863 |
| 300 | 721864 |
| 400 | 721865 |
| 500 | 721866 |
| 600 | 721867 |

### 15 Ceiling bracket 5

| WxH | ZP (C5) |
|---|---|
| 40x100 | 716293 |

## Accessories

### 16 Box plate 35S

| Description | AISI 316L (CX) |
|---|---|
| 35S perf | 725776 |

### 17 Box plate 35P

| Description | AISI 316L (CX) |
|---|---|
| 35P unperf | 725777 |

### 18 Tele conduit 36

Mount to KHZ and KHZV using lashing wire. Bolt set W34 on perf. rungs.

| WxL | ZP (C5) |
|---|---|
| 50x2000 | 725590 |
| 100x2000 | 725591 |
| 200x2000 | 725592 |
| Lashing wire (SS AISI304) 100m | 713686 |
| Bolt set W34 (Sf) | 725589 |

### 19 Dividing strip 39

Use Insert piece W39 for splicing.

| HxL | ZP (C5) |
|---|---|
| 24x1750 | 725593 |
| Insert piece W39 | 716824 |

### 20 Profile clamp 42

| Description | ZP (C5) |
|---|---|
| Incl. bolt & nut | CSU795243 |

### 21 Konsol-klammer 43

| Description | ZP (C5) |
|---|---|
| Incl. bolt & nut | 714165 |

### 22 T-bolt 26U

| Description | AISI 316L (CX) |
|---|---|
| M10x30 | CSU795592 |

### 23 Bolt set 22S

| Description | AISI 316L (CX) |
|---|---|
| 8x16 | 725582 |

# Wibe Cable Ladders

For light to heavy loads
Recommended support distance: 4 m

Test model 2

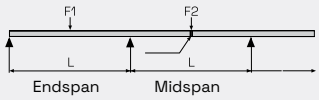


## Cable ladder KHZSP

Our lightest cable ladder, with open, hexagonal side profiles and flat, perforated rungs.

| Width x Length | PG (C2) | PG (C2) White paint | Z+ (C4) | AISI 316L (CX) |
|---|---|---|---|---|
| 200 x 3000 | 783155 | — | — | CSU794439 |
| 200 x 4000 | 718572 | 718599 | CSU795122 | — |
| 200 x 6000 | 734488 | — | CSU795127 | CSU794445 |
| 300 x 3000 | 783156 | — | — | CSU794440 |
| 300 x 4000 | 718573 | 718600 | CSU795123 | — |
| 300 x 6000 | 734489 | — | CSU795128 | CSU794446 |
| 400 x 3000 | 783157 | — | — | CSU794441 |
| 400 x 4000 | 718574 | 718601 | CSU795124 | — |
| 400 x 6000 | 734490 | — | CSU795129 | CSU794447 |
| 500 x 3000 | 783158 | — | — | CSU794442 |
| 500 x 4000 | 718575 | 718602 | CSU795125 | — |
| 500 x 6000 | 734491 | — | CSU795130 | CSU794448 |
| 600 x 3000 | 783159 | — | — | CSU794443 |
| 600 x 4000 | 718576 | 718603 | CSU795126 | — |
| 600 x 6000 | 734492 | — | CSU795131 | CSU794449 |

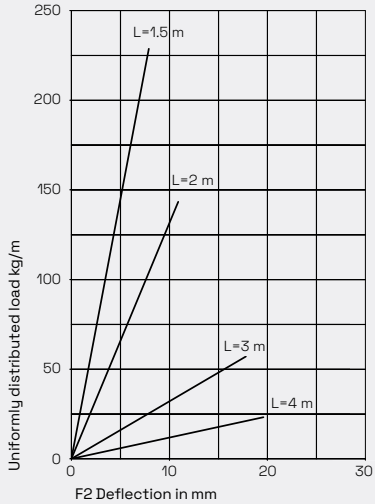


## Cable ladder KHZ

Cable ladder with closed, hexagonal side profiles and oval pressed rungs. Also available with completely closed side profiles for special environments, contact us for a quote.

| Width x Length | PG (C2) | HDG (C4) | ZP (C5) White | AISI 316L (CX) |
|---|---|---|---|---|
| 150 x 3000 | — | — | — | — |
| 150 x 6000 | — | 768001 | 714058 | 727376 |
| 200 x 3000 | — | 791332 | — | — |
| 200 x 6000 | — | 768002 | 714059 | 727377 |
| 300 x 3000 | — | 791333 | — | — |
| 300 x 6000 | — | 768004 | 714061 | 727378 |
| 400 x 3000 | — | 791334 | — | — |
| 400 x 6000 | — | 768005 | 714062 | 727379 |
| 500 x 3000 | — | 791335 | — | — |
| 500 x 6000 | — | 768006 | 714063 | 727380 |
| 600 x 3000 | — | 791336 | — | — |
| 600 x 6000 | — | 768007 | 714064 | 727381 |

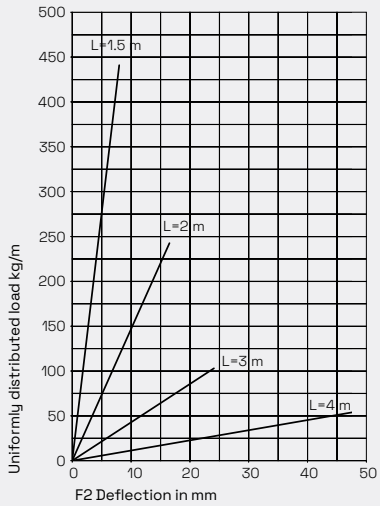


## Cable ladder KHZP

Cable ladder with closed, hexagonal side profiles and flat, perforated rungs.



| Width x Length | PG (C2) | HDG (C4) | ZP (C5) White | AISI 316L (CX) |
|---|---|---|---|---|
| 150 x 3000 | — | 783516 | 783524 | — |
| 150 x 6000 | 725350 | 718562 | 718591 | 727382 |
| 200 x 3000 | — | 783517 | 783525 | — |
| 200 x 6000 | 725351 | 718563 | 718592 | 727383 |
| 300 x 3000 | — | 783518 | 783526 | — |
| 300 x 6000 | 725352 | 718564 | 718593 | 727384 |
| 400 x 3000 | — | 783519 | 783527 | — |
| 400 x 6000 | 725353 | 718565 | 718594 | 727385 |
| 450 x 6000* | CSU795945 | CSU795948 | — | — |
| 500 x 3000 | — | 783520 | 783528 | — |
| 500 x 6000 | 725354 | 718566 | 718595 | 727386 |
| 600 x 3000 | — | 783521 | 783529 | — |
| 600 x 6000 | 725355 | 718567 | 718596 | 727387 |
| 750 x 6000* | CSU795946 | CSU795949 | — | — |
| 800 x 3000 | — | 783522 | 783530 | — |
| 800 x 6000 | 781099 | 721960 | 728033 | 782128 |
| 900 x 6000* | CSU795947 | CSU795950 | — | — |
| 1000 x 3000 | — | 783523 | 783531 | — |
| 1000 x 6000 | 725356 | 718568 | 718597 | 782129 |

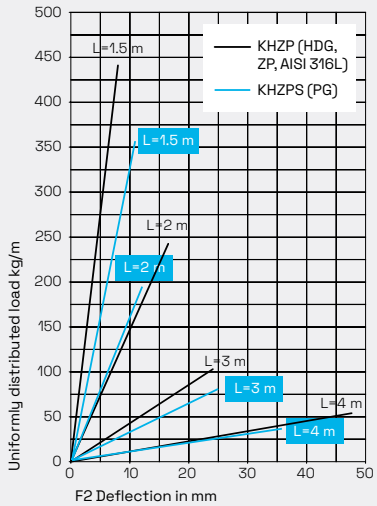


* Make to order, please contact Wibe Group for info

# Risers, bends and junctions for cable ladders



## 90° bend 15 interior

Interior bend piece to be fitted to the cable ladders by using Joint 21, creating a 90° bend. Inner radius 268 mm.

| Width | PG (C2) | HDG (C4) | ZP (C5) White | AISI 316L (CX) |
|---|---|---|---|---|
| 150 | — | 716066 | 716074 | 727346 |
| 200 | 723061 | 716067 | 716075 | 727347 |
| 300 | 723062 | 716069 | 716077 | 727348 |
| 400 | 723063 | 716070 | 716078 | 727349 |
| 450* | — | CSU795957 | — | — |
| 500 | 723064 | 716071 | 716079 | 727350 |
| 600 | 723065 | 716072 | 716080 | 727351 |
| 750* | — | CSU795958 | — | — |
| 800 | — | 721961 | 728043 | — |
| 900* | — | CSU795956 | — | — |
| 1000 | — | 716073 | 716081 | — |

* Make to order, please contact Wibe Group for info

## 90° bend 15 exterior

Exterior bend piece to be fitted to the cable ladders by using Joint 21, creating a 90° bend.

| Width | HDG (C4) | ZP (C5) White | AISI 316L (CX) |
|---|---|---|---|
| 150 | 716179 | 716186 | 727352 |
| 200 | 716180 | 716187 | 727353 |
| 300 | 716182 | 716189 | 727354 |
| 400 | 716183 | 716190 | 727355 |
| 450* | CSU795960 | — | — |
| 500 | 716184 | 716191 | 727356 |
| 600 | 716185 | 716192 | 727357 |
| 750* | CSU795961 | — | — |
| 800 | 723057 | 728052 | — |
| 900* | CSU795962 | — | — |
| 1000 | 723260 | 728053 | — |

* Make to order, please contact Wibe Group for info

## Vertical riser 18

Riser piece to be fitted to the cable ladders by using Joint 21.

| Width | HDG (C4) | ZP (C5) White | AISI 316L (CX) |
|---|---|---|---|
| 150 | 718176 | 718184 | 727370 |
| 200 | 718177 | 718185 | 727371 |
| 300 | 718179 | 718187 | 727372 |
| 400 | 718180 | 718188 | 727373 |
| 450* | CSU795954 | — | — |
| 500 | 718181 | 718189 | 727374 |
| 600 | 718182 | 718190 | 727375 |
| 750* | CSU795955 | — | — |
| 800 | 721964 | 728034 | — |
| 900* | CSU795956 | — | — |
| 1000 | 718183 | 718191 | — |

* Make to order, please contact Wibe Group for info

## T-junction 16

T-junction piece to be fitted to the cable ladders by using Joint 21.

| Width | HDG (C4) | ZP (C5) White | AISI 316L (CX) |
|---|---|---|---|
| 150 | 716193 | 716201 | 727358 |
| 200 | 716194 | 716202 | 727359 |
| 300 | 716196 | 716204 | 727360 |
| 400 | 716197 | 716205 | 727361 |
| 450* | CSU795966 | — | — |
| 500 | 716198 | 716206 | 727362 |
| 600 | 716199 | 716207 | 727363 |
| 750* | CSU795964 | — | — |
| 800 | 721962 | — | — |
| 900* | CSU795968 | — | — |
| 1000 | 716200 | 716208 | — |

* Make to order, please contact Wibe Group for info



## X-junction 17

X-junction piece to be fitted to the cable ladders by using Joint 21.

| Width | HDG (C4) | ZP (C5) White | AISI 316L (CX) |
|---|---|---|---|
| 150 | 716209 | 716217 | 727364 |
| 200 | 716210 | 716218 | 727365 |
| 300 | 716212 | 716220 | 727366 |
| 400 | 716213 | 716221 | 727367 |
| 450* | CSU795969 | — | — |
| 500 | 716214 | 716222 | 727368 |
| 600 | 716215 | 716223 | 727369 |
| 750* | CSU795970 | — | — |
| 800 | 721963 | — | — |
| 900* | CSU795971 | — | — |
| 1000 | 716216 | 716224 | — |

* Make to order, please contact Wibe Group for info

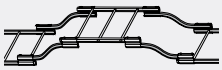

## S-bend 67

S-bend piece to be used as a transition between cable ladders mounted on different levels. Can be mounted both vertically and horizontally, with Dropper joint 32 or Joint 21.

| Description | HDG (C4) | ZP (C5) White | AISI 316L (CX) |
|---|---|---|---|
| S-bend 67 | 788638 | — | — |
| Joint 21 | CSU795050 (Z+) | 791200 | 725751 |
| Dropper joint 32 | 734713 | 780874 | — |

Click here to download the Wibe cable ladder catalogue

# Reinforced cable ladders

For heavy to very heavy loads
Recommended support distance: 6-9 m

Testmodell 2

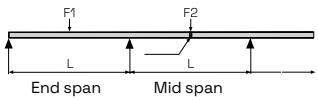


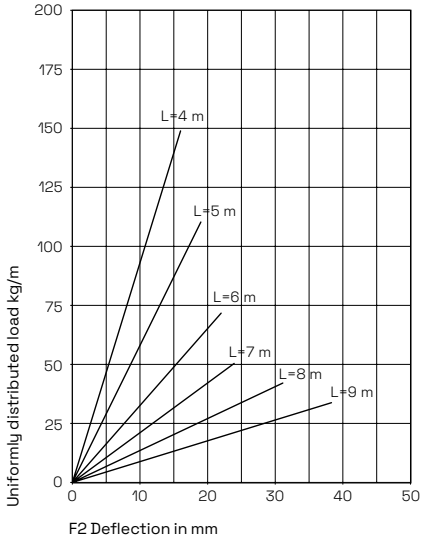


## Cable ladder KHZV

Reinforced cable ladder with round rungs.



| Width x Length | HDG (C4) | ZP (C5) White | AISI 316L (CX) |
|---|---|---|---|
| 200 x 6000 | 712015 | 714198 | — |
| 300 x 6000 | 712017 | 714200 | — |
| 400 x 6000 | 712019 | 714202 | — |
| 500 x 6000 | 712018 | 714201 | — |
| 600 x 6000 | 712020 | 714203 | — |

## Cable ladder KHZPV

Reinforced cable ladder with perforated rungs.

| Width x Length | HDG (C4) | ZP (C5) White | AISI 316L (CX) |
|---|---|---|---|
| 200 x 6000 | 717982 | 723390 | 784066 |
| 300 x 6000 | 717983 | 723391 | 784067 |
| 400 x 6000 | 717984 | 723392 | 784068 |
| 500 x 6000 | 717985 | 723393 | 784069 |
| 600 x 6000 | 717986 | 723394 | 784070 |
| 800 x 6000 | — | — | 784071 |
| 1000 x 6000 | 716400 | 716401 | 784072 |

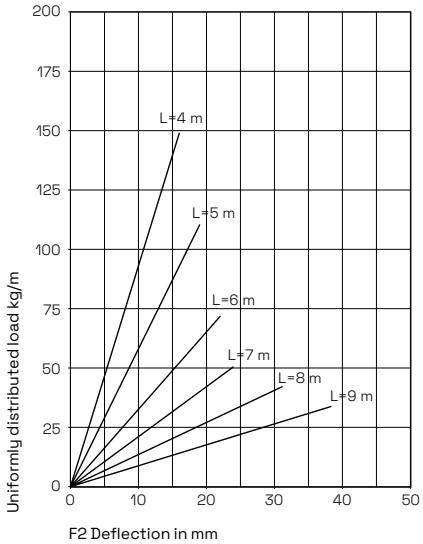


# Bend and junction for reinforced cable ladders

## 90° bend 55

Interior bend piece to be fitted to cable ladders KHZV and KHZPV, creating a 90° horizontal bend. Use Joint/Bolt set for KHZV.

| Width | HDG C4 | ZP C5 | AISI 316L CX |
|---|---|---|---|
| 200 | 716241 | 716248 | 792903 |
| 300 | 716243 | 716250 | 792904 |
| 400 | 716244 | 716251 | 792905 |
| 500 | 716245 | 716252 | 792906 |
| 600 | 716246 | 716253 | 792907 |
| 800 | — | — | 792908 |
| 1000 | 716247 | 716254 | 792909 |

## T- junction 56

For Cable Ladder KHZV and KHZPV. For splicing to ladder, use Splicing/Bolt set KHZV.

| Width | HDG C4 | ZP C5 | AISI 316L CX |
|---|---|---|---|
| 200 | 716255 | 716262 | 792920 |
| 300 | 716257 | 716264 | 792921 |
| 400 | 716258 | 716265 | 792922 |
| 500 | 716259 | 716266 | 792923 |
| 600 | 716260 | 716267 | 792924 |
| 800 | — | — | 792925 |
| 1000 | 716261 | 716268 | 783484 |

# Covers for cable ladders

Used to protect cable runs. Suitable for all cable ladders (horizontal installation).
For covers for vertical installation or heavy duty protection, contact us for more information.

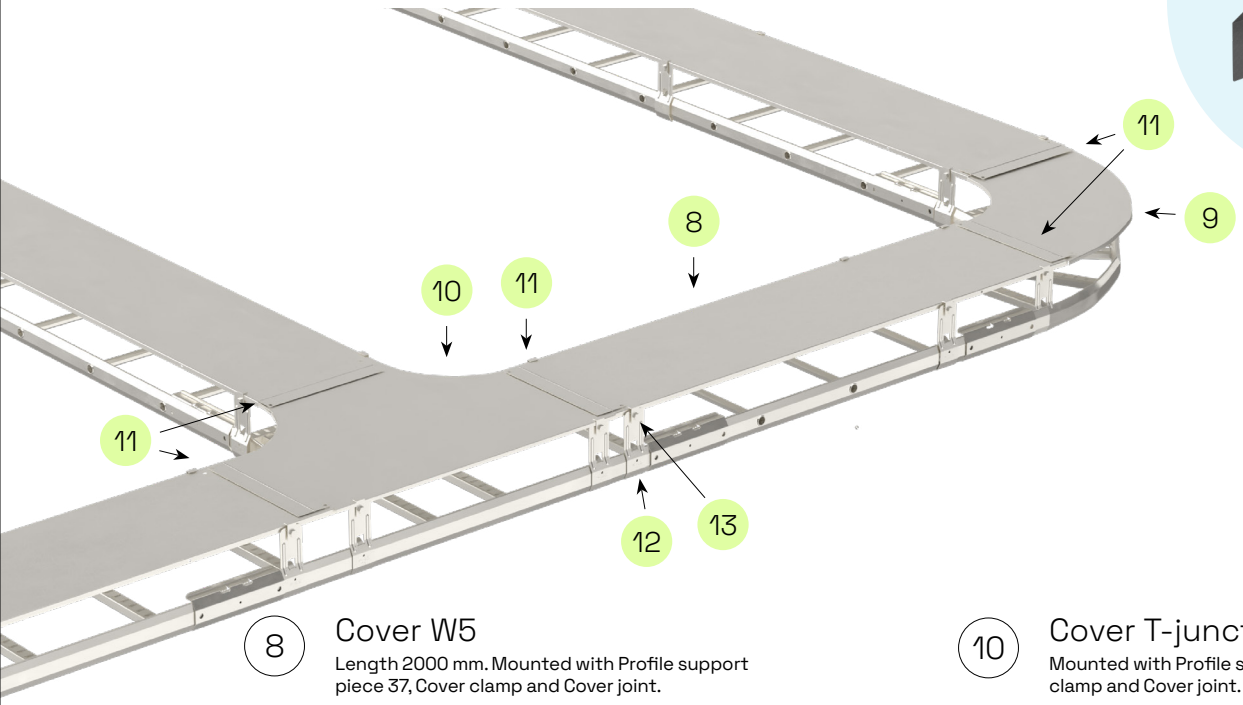


Ice and snow protection for cable ladders



Contact us for more information

## 8 Cover W5

Length 2000 mm. Mounted with Profile support piece 37, Cover clamp and Cover joint.

| Width | PG (C2) | Z+ (C4) | ZP (C5) | AISI 316L (CX) |
|---|---|---|---|---|
| 150 | 732216 | CSU796024 | 782365 | 732291 |
| 200 | 732217 | CSU796025 | 782366 | 732292 |
| 300 | 732218 | CSU796026 | 782367 | 732293 |
| 400 | 732219 | CSU796027 | 782368 | 732294 |
| 450*** | — | CSU795963 | — | — |
| 500 | 732220 | CSU796028 | 782369 | 732295 |
| 600 | 732221 | CSU796029 | 782370 | 732296 |
| 750*** | — | CSU795964 | — | — |
| 800* | — | CSU796030 | 782214 | 783375 |
| 900*** | — | CSU795965 | — | — |
| 1000** | 732222 | CSU796031 | 782371 | 732297 |

* Joint using 2x Cover joint width 400 mm
** Joint using 2x Cover joint width 500 mm
*** Make to order, please contact Wibe Group

## 9 Cover 90° bend

Mounted with Profile support piece 37, Cover clamp and Cover joint.



| Width | PG (C2) | HDG (C4) | ZP (C5) | AISI 316L (CX) |
|---|---|---|---|---|
| 150 | 732322 | 781433 | 781751 | 788639 |
| 200 | 732323 | 781434 | 781752 | 788640 |
| 300 | 732324 | 781435 | 781753 | 788641 |
| 400 | 732325 | 781436 | 781754 | 788642 |
| 450*** | — | CSU795975 | — | — |
| 500 | 732326 | 781437 | 781755 | 788643 |
| 600 | 732327 | 781438 | 781756 | 788644 |
| 750*** | — | CSU795976 | — | — |
| 800* | 781802 | 781793 | 781794 | 788645 |
| 900 *** | — | CSU795977 | — | — |
| 1000** | 732328 | 781439 | 781757 | 788646 |

* Joint using 2x Cover joint width 400 mm
** Joint using 2x Cover joint width 500 mm
*** Make to order, please contact Wibe Group

## 10 Cover T-junction

Mounted with Profile support piece 37, Cover clamp and Cover joint.

| Width | PG (C2) | HDG (C4) | ZP (C5) | AISI 316L (CX) |
|---|---|---|---|---|
| 150 | 732345 | 781440 | 781765 | 788647 |
| 200 | 732346 | 781441 | 781766 | 788648 |
| 300 | 732347 | 781442 | 781767 | 788649 |
| 400 | 732348 | 781443 | 781768 | 788650 |
| 450*** | — | CSU795978 | — | — |
| 500 | 732349 | 781444 | 781769 | 788651 |
| 600 | 732350 | 781445 | 781770 | 788652 |
| 750*** | — | CSU795979 | — | — |
| 800* | 781803 | 781796 | 781797 | 788653 |
| 900 *** | — | CSU795980 | — | — |
| 1000** | 732351 | 781446 | 781771 | 788654 |

* Joint using 2x Cover joint width 400 mm
** Joint using 2x Cover joint width 500 mm
*** Make to order, please contact Wibe Group

## 11 Cover joint

| Width | PG (C2) | HDG (C4) | ZP (C5) | AISI 316L (CX) |
|---|---|---|---|---|
| 150 | 712639 | 780452 | — | — |
| 200 | 712640 | 780453 | — | — |
| 300 | 712642 | 780454 | — | — |
| 400 | 712643 | 780455 | — | — |
| 500 | 712644 | 780456 | — | — |
| 600 | 712645 | 780457 | — | — |

## 12 Profile support piece 37

| Height | PG (C2) | HDG (C4) | ZP (C5) | AISI 316L (CX) |
|---|---|---|---|---|
| 136mm | 729217 | 730188 | → | 730190 |

## 13 Cover clamp

| | PG (C2) | Z+ (C4) | ZP (C5) | AISI 316L (CX) |
|---|---|---|---|---|
| | → | CSU795598 | CSU795599 | 728586 |

# Accessories for cable ladders

Works with all Wibe cable ladders unless otherwise stated

1

## Combi fitting B21

Used for mounting mesh trays on cable ladders. For mounting the mesh tray, use Fitting B4 or B2 and Bolt set B13.

| Description | EG (C1) | HDG (C4) | AISI 316L (CX) |
|---|---|---|---|
| B21 | 1149159 | 1149259 | 1149359 |
| B21 90° | 1149191 | 1149291 | 1149391 |

2

## Mounting rail WMS25L

For mounting cables with lashing wire, cable strips, etc.
Mounted directly on the wall.

| WxHxL | Z+ (C4) | ZP (C5) | AISI 316L (CX) |
|---|---|---|---|
| 27x6x2000 | CSU795597 | – | – |

3

## Clamp 12

Used for fixing accessories, mounted over the side profile of the cable ladder. Supplied with bolt MVBF 8x40 and nut.

| WxH | HDG (C4) | ZP (C5) | AISI 316L (CX) |
|---|---|---|---|
| 12x70 | 728653 | 732977 | 728651 |
| 12x120 | 728654 | 732978 | 728652 |

## Clamp 41

Used for mounting anchor rail, mounting plate etc. on cable ladder profile. Can be used for mounting cable ladder directly on floor pendants, or on wall pendants, for example in shafts. Use T-bolt against the opening on the anchor rail. When mounting mounting plate for devices: use Bolt set 22S.

| Mått (WxH) | PG (C2) | HDG (C4) | ZP (C5) | AISI 316L (CX) |
|---|---|---|---|---|
| 30x128 | 725363 | 720824 | 721945 | 783374 |

4

## Box plate 61

Mounted in the side profile of cable ladders. Used for mounting outlet boxes and switches, etc. Unperforated.

| WxH | PG (C2) | HDG (C4) | AISI 316L (CX) |
|---|---|---|---|
| 200x310 | 732486 | 732491 | – |
| 300x310 | 732487 | 732492 | – |
| 400x310 | 732488 | 732493 | – |
| 500x310 | 732489 | 732494 | – |
| 600x310 | 732490 | 732495 | – |



## Box plate 62

Mounted in the side profile of cable ladders. Used for mounting outlet boxes and switches, etc. Perforated.

| WxH | PG (C2) | HDG (C4) | AISI 316L (CX) |
|---|---|---|---|
| 100x130 | 783460 | – | – |
| 200x130 | 783461 | – | – |

## Box plate 12xRJ45 Actassi S-One

Perf. box plate for cable ladder, used for direct mounting of up to 12 RJ45 S-One DPM. The RJ45 jacks are supplemented with Actassi mounting frames for mounting in sheet metal.

| Mått (WxH) | PG (C2) | HDG (C4) | AISI 316L (CX) |
|---|---|---|---|
| 12xRJ45 DPM | CSU795353 | – | – |

## Protection plate 65

Used as cable protection on vertical ladders mounted to the floor. Mounted in the side profile with sheet metal screw ST4.2.

| Mått (WxH) | PG (C2) | HDG (C4) | AISI 316L (CX) |
|---|---|---|---|
| 200x1000 | 732475 | 730192 | 732481 |
| 300x1000 | 732476 | 730193 | 732482 |
| 400x1000 | 732477 | 730194 | 732483 |
| 500x1000 | 732478 | 730195 | 732484 |
| 600x1000 | 732479 | 730196 | 732485 |

5

## Cable clamp ARX + Insert piece

Used together with Insert piece EM for mounting a cable on Rail 24/48 or on a cable ladder.

ARX1 - for mounting 1 cable
ARX2 - for mounting 2 cables

The spacer is inserted between the cable and the ladder rung from the same side as the clamp has been hooked onto the ladder.

| Description | ARX1 for 1 cable Z+ (C4) | ARX2 for 2 cables Z+ (C4) | Insert piece EM (PE plastic) |
|---|---|---|---|
| Cable ø≤12 mm | CSU795600 | CSU795609 | 709050 |
| Cable ø13-16 mm | CSU795601 | CSU795610 | 709051 |
| Cable ø17-22 mm | CSU795602 | CSU795611 | 709052 |
| Cable ø23-28 mm | CSU795603 | CSU795612 | 709053 |
| Cable ø29-36 mm | CSU795604 | CSU795613 | 709054 |
| Cable ø37-44 mm | CSU795605 | CSU795614 | 709055 |
| Cable ø45-52 mm | CSU795606 | CSU795615 | 709056 |
| Cable ø53-60 mm | CSU795607 | CSU795616 | 709057 |
| Cable ø61-70 mm | CSU795608 | – | 709058 |

6



## Profile protection 28P

Mounted on the step profile to protect cables at e.g. branches.
Length: 1000 mm

| Description | PVC |
|---|---|
| 28P | 732151 |



## Springnut

For fixed mounting of components (electrical cabinets, etc.) on the 24/48 rail.

| WxH | HDG (C4) | AISI 316L (CX) |
|---|---|---|
| M8 | 716407 | – |
| M10 | – | 728622 |

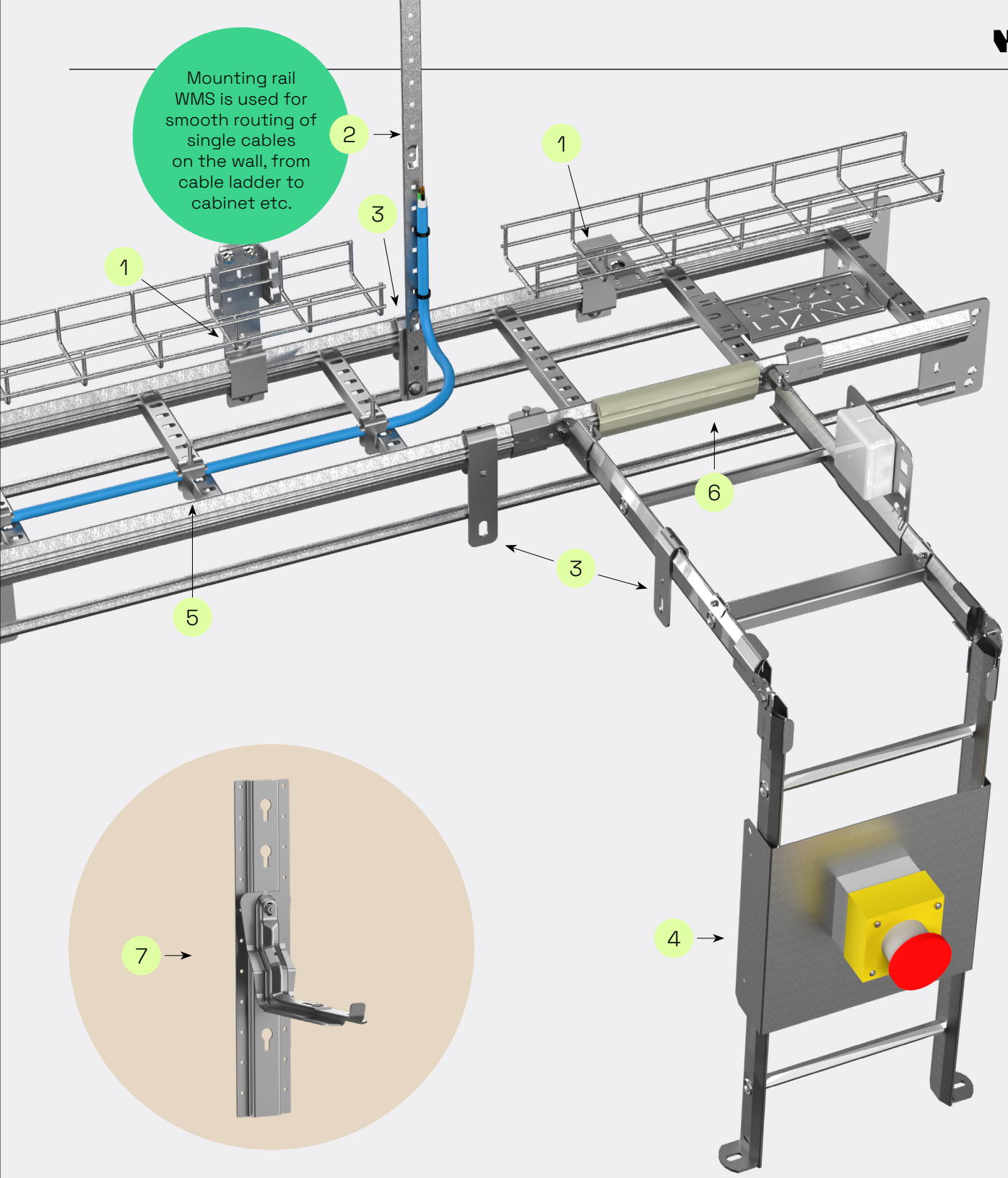


# Accessories for mounting cantilever arms on porous walls

## 7 Wall support for porous walls

Wall support for mounting of cantilever arm on porous walls, with six keyholes for easy fixation. Use Bolt set 25S for mounting cantilever arm. Customized sizes and hole patterns are available on demand, please contact Wibe Group for information.

| Description | PG (C2) | PG (C2) White | HDG (C4) | ZP (C5) | Sf (CX) |
|---|---|---|---|---|---|
| Wall support 550x100mm | CSU795220 | CSU795221 | CSU795365 | CSU795366 | CSU795367 |
| Bolt set 25S | → | → | CSU795277 | → | CSU795587 |

## Back plate 40

Mounted behind cantilever arms 50i/50/50F/30 to reduce the surface pressure on porous walls.

| WxHxL | HDG (C4) | Zinkpox (C5) | AISI 316L (CX) |
|---|---|---|---|
| 170 x 60 x 6 mm | 768738 | 714029 | – |

## Mounting rail 40

Rail type 24/48. Installed with cantilever arms to reduce the surface pressure on porous walls. Use T-bolt 26U for cantilever arms. Length 270 mm

| | | | |
|---|---|---|---|
| Mounting rail 40 | 717001 | 729045 | – |
| T-bolt 26U | CSU795589 | → | CSU795592 |

# Defem mesh trays C1

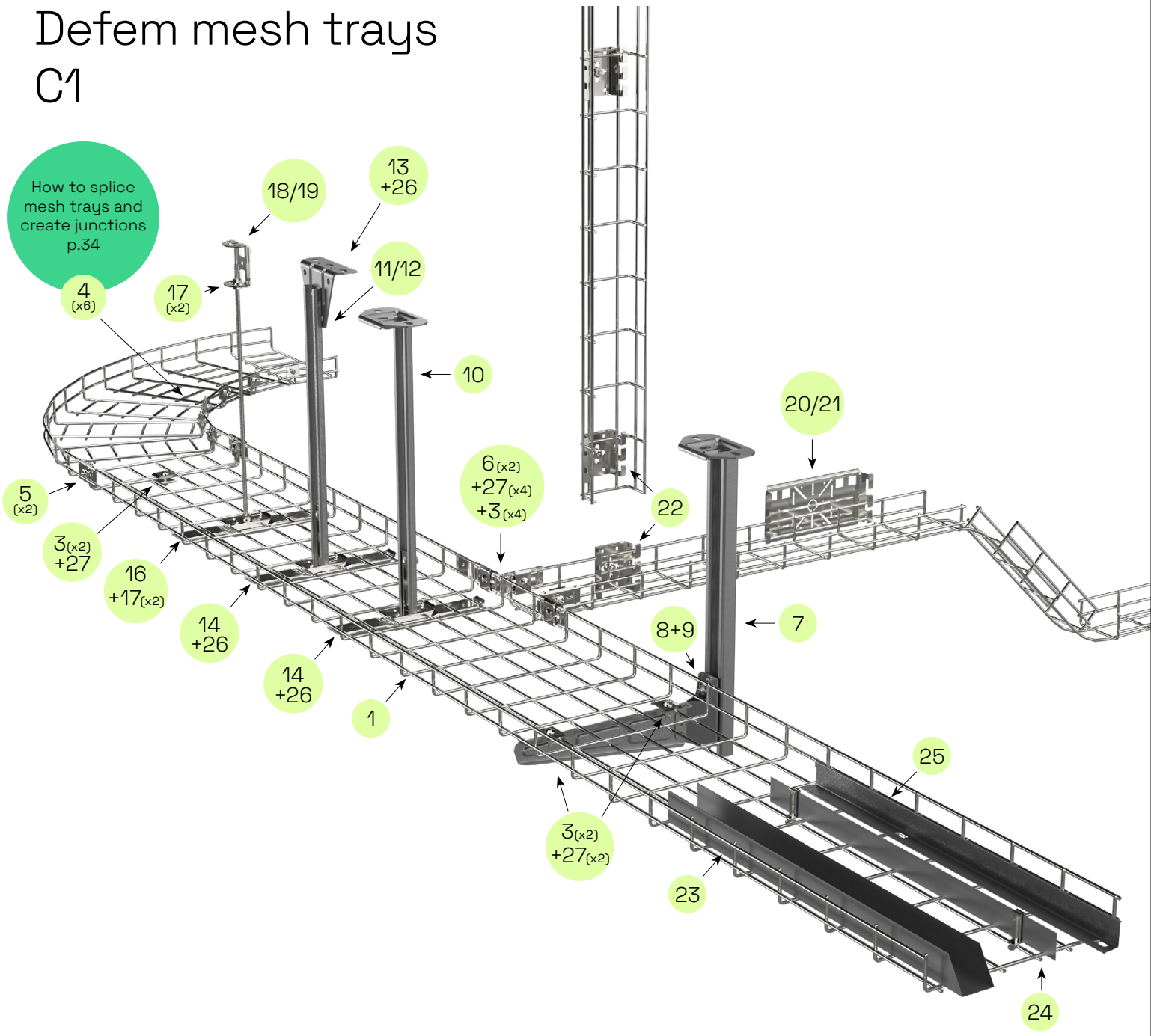


## Length material + mounting accessories

Combine with CLX³ for fast installation

### 1 Mesh tray

Length 2500 mm

| Description | EG (C1) |
|---|---|
| 53/45 | 1149113 |
| 75x4/55 | 1149100 |
| 75x5/55 | 1149110 |
| 120/60 | 1149101 |
| 220/60 | 1149102 |
| 320/60 | 1149103 |
| 422/60 | 1149114 |
| 522/60 | 1149115 |
| 622/60 | 1149116 |

### 2 Fitting B1

| Description | EG (C1) |
|---|---|
| Excl. bolt & nut | 1149154 |

### 3 Fitting B2

| Description | EG (C1) |
|---|---|
| Excl. bolt & nut | 1149155 |

### 4 Fitting B3

| Description | EG (C1) |
|---|---|
| Incl. bolt & nut | 1149156 |

### 5 Joint B52

| Description | EG (C1) |
|---|---|
| Incl. bolt & nut | 1149153 |

### 6 Angled fitting B27

| Description | EG (C1) |
|---|---|
| Excl. bolt & nut | 1149169 |

## Mounting on cantilever arm

### 7 Vertical piece 2F

| Length | HDG(C4) |
|---|---|
| 280 | 717196 |
| 370 | 717197 |
| 505 | 717198 |
| 730 | 717199 |
| 1000 | 717200 |
| 1500 | 787276 |
| End cap 28E | 709021 |

### Vertical piece 2Fi

| Length | PG (C2) |
|---|---|
| 300 | 792723 |
| 500 | 792724 |
| 700 | 792725 |
| 1000 | 792726 |
| End cap 28E | 709021 |

### 8 Cantilever arm 50i

| Width | PG (C2) |
|---|---|
| 100 | 791412 |
| 200 | 791413 |
| 300 | 791414 |
| 400 | 791415 |
| 500 | CSU795322 |
| 600 | CSU795323 |

### 9 T-bolt 26U

| Description | HDG (C4) |
|---|---|
| M8x30 | CSU795595 |
| M10x30 | CSU795589 |

## Central suspension: Rail/Vertical piece

### 10 Vertical piece 2

| Length | HDG(C4) |
|---|---|
| 300 | 717191 |
| 400 | 717192 |
| 500 | 717193 |
| 700 | 717194 |
| 1000 | 717195 |
| End cap 28C | 789875 |

### 11 Rail 24/34

| Length | PG (C2) |
|---|---|
| 300 | 725357 |
| 380 | 725358 |
| 500 | 725359 |
| 700 | 725360 |
| 1000 | 725361 |
| 3000 | 721102 |
| End cap 28C | 789875 |

### 12 Rail 24/48

For heavy loads and wide mesh trays

| Length | PG (C2) |
|---|---|
| 1000 | CSU795564 |
| 2970 | 731717 |
| 5940 | 731721 |
| End cap 28E | 709021 |

### 13 Ceiling bracket 5

| WxH | PG (C2) |
|---|---|
| 40x100 | 721101 |

### 14 CS bracket D35

| For mesh tray width | EG (C1) |
|---|---|
| 120-220 | CSU795344 |
| 320-422 | 1149120 |
| 522-622 | CSU795346 |

## Central suspension: threaded rod

### 15 Pendel B41/W76

| Length | EG (C1) |
|---|---|
| M10, 2000 | 1149462 |
| M10, 3000 | 716793 |

### 16 CS bracket B39

| For mesh tray width | EG (C1) |
|---|---|
| 120-220 | 1149117 |
| 320-422 | 1149118 |

### 17 Flange nut B43

| Description | EG (C1) |
|---|---|
| M10 | 1149464 |

### 18 Ceiling bracket Universal B46

| Description | EG (C1) |
|---|---|
| M8/M10 | 1149474 |

### 19 Ceiling bracket B47 (sloping ceiling)

| Description | EG (C1) |
|---|---|
| M10 | 1149476 |

## Accessories

### 20 Box plate B5



| Description | EG (C1) |
|---|---|
| Perf. | 1149158 |
| Unperf. | 1149168 |

### 21 Box plate B5 Mini

| Description | EG (C1) |
|---|---|
| 170x140 | 1149137 |

### 22 Wall bracket B4/B4 Mini

| Description | PG (C2) |
|---|---|
| B4 (120-622mm) | 1149157 |
| B4 Mini (53-75 mm) | 1149198 |

### 23 Tele channel B6

| WxL | PG (C2) |
|---|---|
| 50x2500 | 1149247 |

### 24 Separation plate B36

| HxL | PG (C2) |
|---|---|
| 38x2400 | 1149276 |
| Plate holder B38 (EG) | 1149289 |

### 25 Dividing strip B26

| HxL | PG (C2) |
|---|---|
| 40x2500 | 1149276 |

### 26 Bolt set 22S

| Description | HDG (C4) |
|---|---|
| 8x16 | 713694 |

### 27 Bolt set B13

| Description | EG (C1) |
|---|---|
| M6x25 | 1149184 |

### End cap B32

| For mesh tray | Plastic |
|---|---|
| 53-75x4 (pcs) | 1149388 |
| 75x5-320 (100 pcs) | 1149366 |
| 422-622 (100 pcs) | 1149367 |

# Defem mesh trays C2-C4

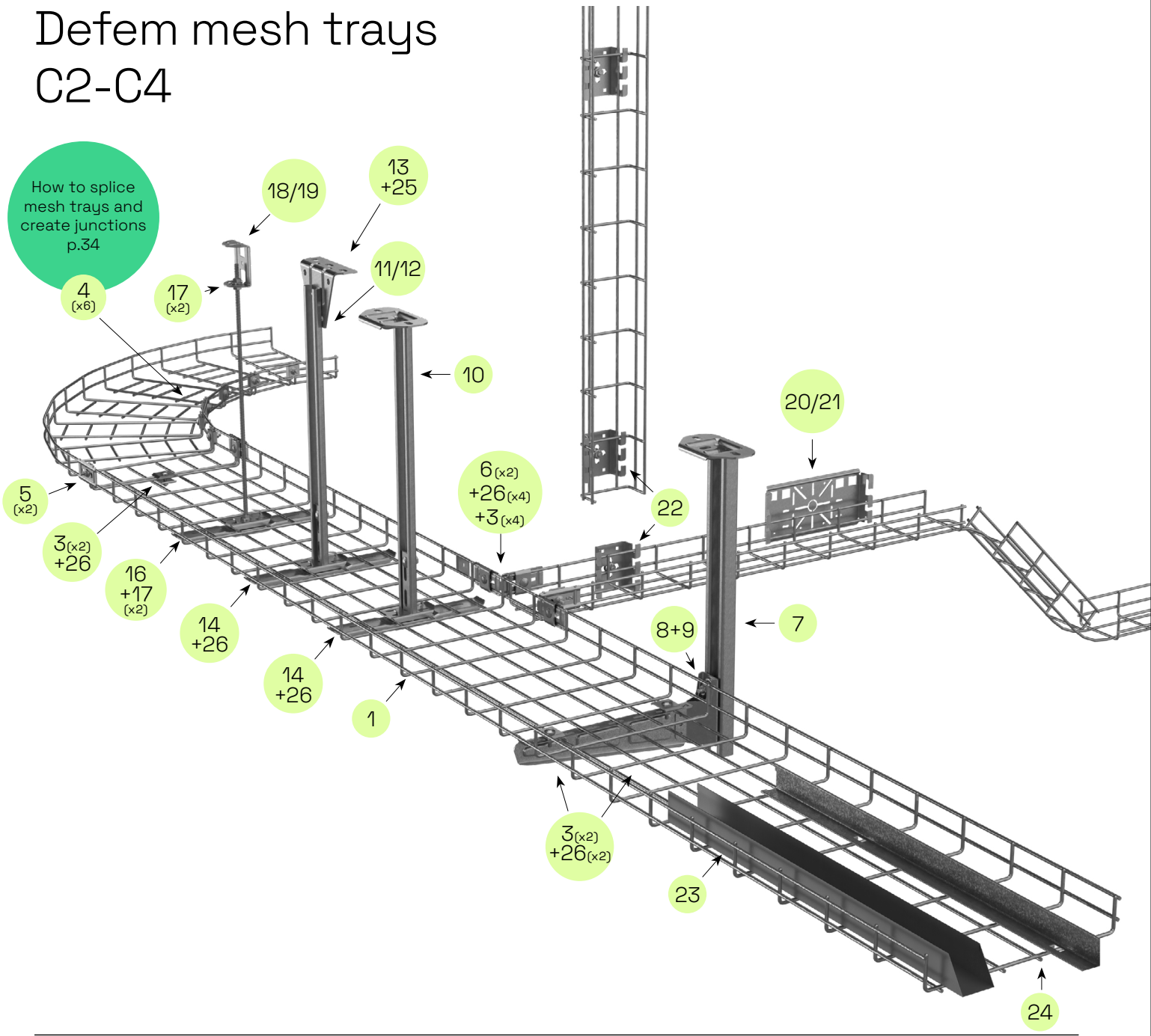


## Length material + mounting accessories

### 1 Mesh tray

Length 2500 mm

| Description | HDG (C4) |
|---|---|
| 53/45 | 1149213 |
| 75x4/55 | 1149200 |
| 75x5/55 | 1149210 |
| 120/60 | 1149201 |
| 220/60 | 1149202 |
| 320/60 | 1149203 |
| 422/60 | 1149214 |
| 522/60 | 1149215 |
| 622/60 | 1149216 |

### 2 Fitting B1

| Description | HDG (C4) |
|---|---|
| Excl. bolt & nut | 1149254 |

### 3 Fitting B2

| Description | HDG (C4) |
|---|---|
| Excl. bolt & nut | 1149255 |

### 4 Fitting B3

| Description | HDG (C4) |
|---|---|
| Incl. bolt & nut | 1149256 |

### 5 Joint B52

| Description | HDG (C4) |
|---|---|
| Incl. bolt & nut | 1149253 |

### 6 Angled fitting B27

| Description | HDG (C4) |
|---|---|
| Excl. bolt & nut | 1149269 |

## Mounting on cantilever arm

### 7 Vert. piece 2F

| Length | HDG(C4) |
|---|---|
| 280 | 717196 |
| 370 | 717197 |
| 505 | 717198 |
| 730 | 717199 |
| 1000 | 717200 |
| 1500 | 787276 |
| End cap 28E | 709021 |

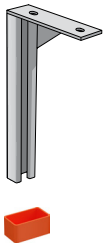

### Vert. piece 2FPK

| Length | HDG (C4) |
|---|---|
| 300 | 788655 |
| 500 | 788656 |
| 700 | 788657 |
| 1000 | 788658 |
| End cap 28E | 709021 |

### 8 Cantilever arm 50i

| Width | HDG (C4) |
|---|---|
| 100 | CSU795316 |
| 200 | CSU795317 |
| 300 | CSU795318 |
| 400 | CSU795319 |
| 500 | CSU795320 |
| 600 | CSU795321 |

### 9 T-bolt 26U

| Description | HDG (C4) |
|---|---|
| M8x30 | CSU795595 |
| M10x30 | CSU795589 |

## Central suspension: Rail/Vertical piece

### 10 Vert. piece 2

| Length | HDG(C4) |
|---|---|
| 300 | 717191 |
| 400 | 717192 |
| 500 | 717193 |
| 700 | 717194 |
| 1000 | 717195 |
| End cap 28C | 789875 |

### 11 Rail 24/34

| Length | HDG(C4) |
|---|---|
| 3000 | 715879 |
| End cap 28C | 789875 |

### 12 Rail 24/48

For heavy loads

| Description | HDG(C4) |
|---|---|
| 1000 | CSU795565 |
| 2970 | 705093 |
| 5940 | 731719 |
| End cap 28E | 709021 |

### 13 Ceiling bracket 5

| WxH | HDG (C4) |
|---|---|
| 40x100 | 718640 |

### 14 CS bracket D35

| For mesh tray width | HDG (C4) |
|---|---|
| 120-220 | CSU795347 |
| 320-422 | 1149220 |
| 522-622 | CSU795349 |

## Central suspension: Threaded rod

### 15 Pendel B41/W76

| Length | HDG (C4) |
|---|---|
| M8, 1000 | CSU794697 |
| M8, 2000 | CSU734698 |

### 16 CS bracket B39

| For mesh tray width | HDG (C4) |
|---|---|
| 120-220 | 1149217 |
| 320-422 | 1149218 |

### 17 Flänsmutter B43 M8

| Description | HDG (C4) |
|---|---|
| M8 | CSU794715 |

### 18 Ceiling bracket Universal B46

| Description | AISI 316L (CX) |
|---|---|
| M8/M10 | 1149574 |

### 19 Ceiling bracket B47 (sloping ceiling)

| Description | AISI 316L (CX) |
|---|---|
| M8 | 1149575 |

## Accessories

### 20 Box plate B5

| Description | HDG (C4) |
|---|---|
| Perf. | 1149258 |
| Unperf. | 1149268 |

### 21 Box plate B5 Mini

| Description | HDG (C4) |
|---|---|
| 170x140 | 1149237 |

### 22 Wall bracket B4/B4 Mini

| Description | HDG (C4) |
|---|---|
| B4 (120-622mm) | 1149257 |
| B4 Mini (53-75 mm) | 1149298 |

### 23 Tele channel B6

| WxL | AISI 316L (CX) |
|---|---|
| 50x2500 | 1149347 |

### 24 Dividing strip B26

| HxL | AISI 316L (CX) |
|---|---|
| 40x2500 | 1149378 |

### 25 Bolt set 22S

| Description | HDG (C4) |
|---|---|
| 8x16 | 713694 |

### 26 Bolt set B13

| Description | HDG (C4) |
|---|---|
| M6x25 | 1149284 |

### End cap B32

| For mesh tray | Plastic |
|---|---|
| 53-75x4 (100 pcs) | 1149388 |
| 75x5-320 (100 pcs) | 1149366 |
| 422-622 (100 pcs) | 1149367 |

# Defem mesh trays C5-CX

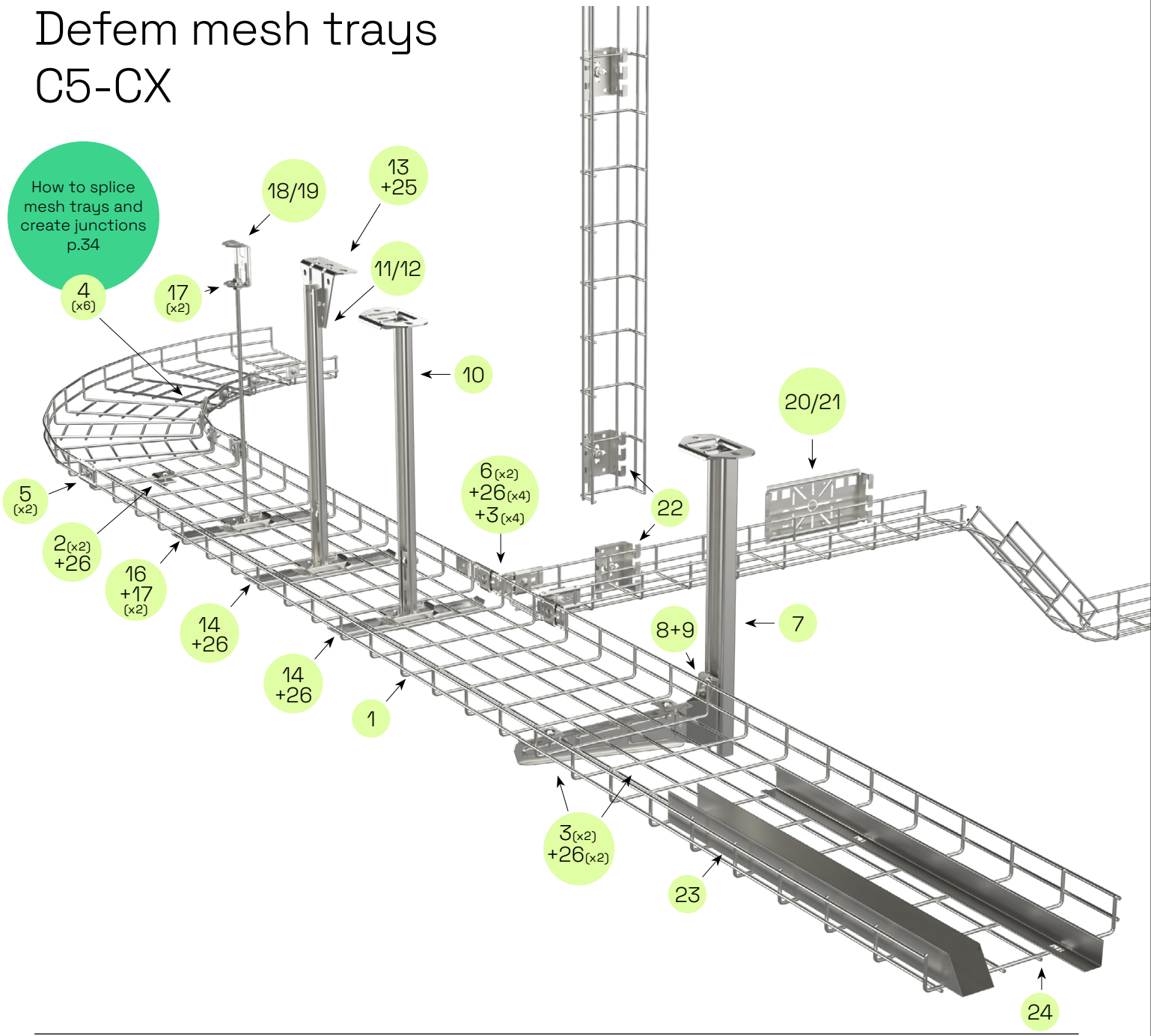


## Length material + mounting accessories

### 1 Mesh tray

Length 2500 mm

| Description | AISI 316L (CX) |
|---|---|
| 53/45 | 1149313 |
| 75x4/55 | 1149300 |
| 75x5/55 | 1149310 |
| 120/60 | 1149301 |
| 220/60 | 1149302 |
| 320/60 | 1149303 |
| 422/60 | 1149314 |
| 522/60 | 1149315 |
| 622/60 | 1149316 |

### 2 Fitting B1

| Description | AISI 316L (CX) |
|---|---|
| Excl. bolt & nut | 1149354 |

### 3 Fitting B2

| Description | AISI 316L (CX) |
|---|---|
| Excl. bolt & nut | 1149355 |

### 4 Fitting B3

| Description | AISI 316L (CX) |
|---|---|
| incl. bolt & nut | 1149356 |

### 5 Joint B52

| Description | AISI 316L (CX) |
|---|---|
| incl. bolt & nut | 1149353 |

### 6 Angled fitting B27

| Description | AISI 316L (CX) |
|---|---|
| Excl. bolt & nut | 1149369 |

## Mounting on cantilever arm

### 7 Vert.piece 2F

| Length | AISI 316L (CX) |
|---|---|
| 280 | 725562 |
| 370 | 725563 |
| 505 | 725564 |
| 730 | 725565 |
| 1000 | 725566 |
| 1500 | 787278 |
| End cap 28E | 709021 |

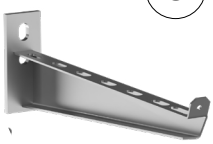

### 8 Cantilever arm 50

| Width | AISI 316L (CX) |
|---|---|
| 100 | 725618 |
| 200 | 725620 |
| 300 | 725622 |
| 400 | 725623 |
| 500 | 725624 |
| 600 | 725625 |

### 9 T-bolt 26U

| Description | AISI 316L (CX) |
|---|---|
| M8x30 | CSU795596 |
| M10x30 | CSU795592 |

## Central suspension: Rail/Vertical piece

### 10 Vert.piece 2

| Length | AISI 316L (CX) |
|---|---|
| 300 | 725557 |
| 400 | 725558 |
| 500 | 725559 |
| 700 | 725560 |
| 1000 | 725561 |
| End cap 28C | 789875 |

### 11 Rail 24/34

| Length | AISI 316L (CX) |
|---|---|
| 3000 | 725579 |
| End cap 28C | 789875 |

### 12 Rail 24/48

| Length | AISI 316L (CX) |
|---|---|
| 1000 | CSU795566 |
| 3000 | 728595 |
| 6000 | 731727 |
| End cap 28E | 709021 |

### 13 Ceiling bracket 5

| WxH | AISI 316L (CX) |
|---|---|
| 40x100 | 725573 |

### 14 CS bracket D35

| For mesh tray width | AISI 316L (CX) |
|---|---|
| 120-220 | CSU795350 |
| 320-422 | 1149320 |
| 522-622 | CSU795352 |

## Central suspension: Threaded rod

### 15 Threaded rod B41/W76

| Length | AISI 316L (CX) |
|---|---|
| M8, 1000 | 1149551 |
| M8, 2000 | 1149552 |

### 16 CS bracket B39

| For mesh tray width | AISI 316L (CX) |
|---|---|
| 120-220 | 1149317 |
| 320-422 | 1149318 |

### 17 Flange nut B43 M8

| Description | AISI 316L (CX) |
|---|---|
| M8 | 1149554 |

### 18 Ceiling bracket Universal B46

| Description | AISI 316L (CX) |
|---|---|
| M8/M10 | 1149574 |

### 19 Ceiling bracket B47 (sloping ceiling)

| Description | AISI 316L (CX) |
|---|---|
| M8 | 1149575 |

## Accessories

### 20 Box plate B5

| Description | AISI 316L (CX) |
|---|---|
| Perf. | 1149358 |
| Unperf. | 1149368 |

### 21 Box plate B5 Mini

| Description | AISI 316L (CX) |
|---|---|
| 170x140 | 1149337 |

### 22 Wall bracket B4/B4 Mini

| Description | AISI 316L (CX) |
|---|---|
| B4 (120-622mm) | 1149357 |
| B4 Mini (53-75 mm) | 1149398 |

### 23 Tele channel B6

| WxL | AISI 316L (CX) |
|---|---|
| 50x2500 | 1149347 |

### 24 Dividing strip B26

| HxL | AISI 316L (CX) |
|---|---|
| 40x2500 | 1149347 |

### 25 Bolt set 22S

| Description | AISI 316L (CX) |
|---|---|
| 8x16 | 1121814 |



### 26 Bolt set B13

| Description | AISI 316L (CX) |
|---|---|
| M6x25 | 1149384 |

### End cap B32

| For mesh tray | (Plast) |
|---|---|
| 53-75x4 (100st) | 1149388 |
| 75x5-320 (100 st) | 1149366 |
| 422-622 (100 st) | 1149367 |

# Defem mesh trays

Mesh trays are easy to shape and install. Often used in tight spaces where flexibility is important. Recommended support distance 2 m

Combine with CLX³ for fast installation



## Mesh tray height 45-60 mm

Length: 2500 mm

| Description | EG (C1) | HDG (C4) | AISI 316L (CX) |
|---|---|---|---|
| 53/45 | 1149113 | 1149213 | 1149313 |
| 75x4/55 | 1149100 | 1149200 | 1149300 |
| 75x5/55 | 1149110 | 1149210 | 1149310 |
| 120/60 | 1149101 | 1149201 | 1149301 |
| 220/60 | 1149102 | 1149202 | 1149302 |
| 320/60 | 1149103 | 1149203 | 1149303 |
| 422/60 | 1149114 | 1149214 | 1149314 |
| 522/60 | 1149115 | 1149215 | 1149315 |
| 622/60 | 1149116 | 1149216 | 1149316 |

Combine with CLX³ for fast installation



## Mesh tray height 110 mm

Length: 2500 mm

| Description | EG (C1) | HDG (C4) | AISI 316L (CX) |
|---|---|---|---|
| 120/110 | 1149104 | 1149204 | 1149304 |
| 220/110 | 1149105 | 1149205 | 1149305 |
| 320/110 | 1149106 | 1149206 | 1149306 |
| 422/110 | 1149107 | 1149207 | 1149307 |
| 522/110 | 1149108 | 1149208 | 1149308 |
| 622/110 | 1149109 | 1149209 | 1149309 |

## Safe Working Load (SWL)

Determined according to the standard IEC 61537 by using the test type 2

53/45

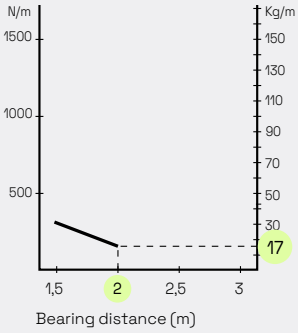


75x4/55

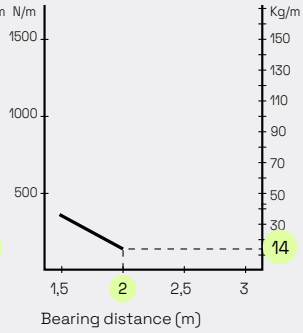


75x5/55

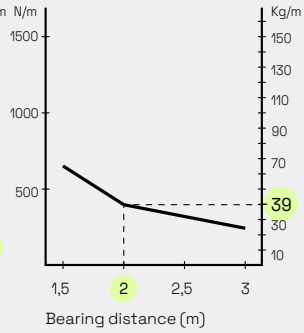


120/60

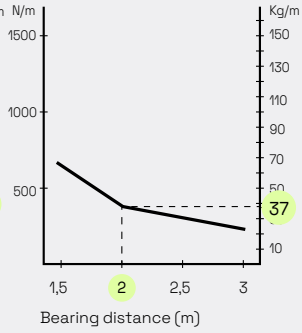


220/60

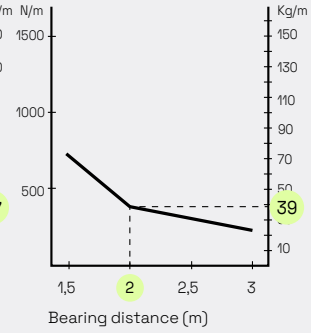


320/60

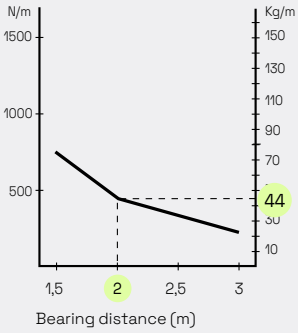


422/60

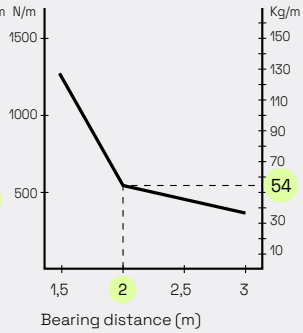


522/60

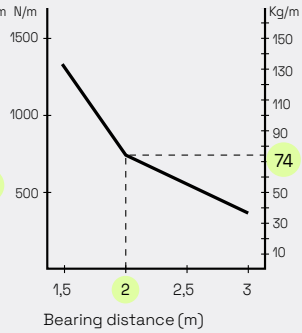


622/60

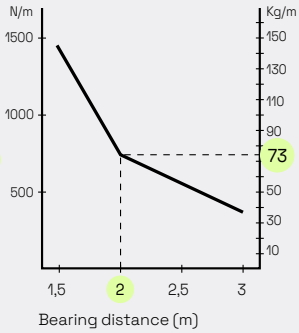


120/110

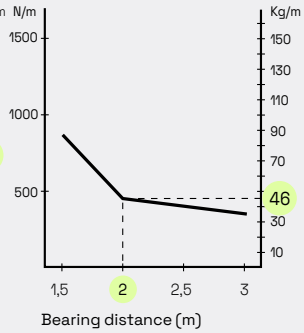


220/110

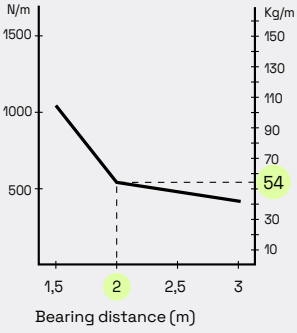


320/110

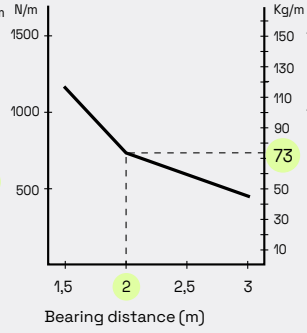


422/110

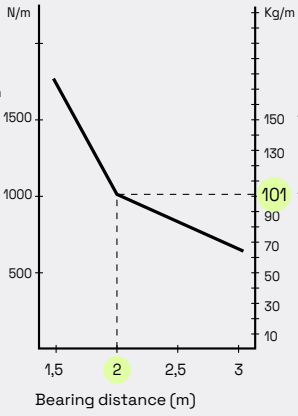


522/110

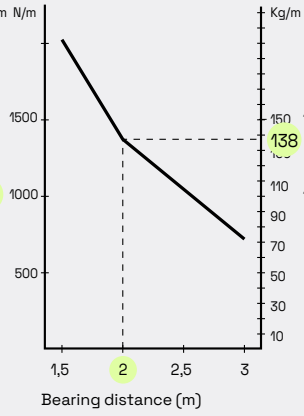


622/110

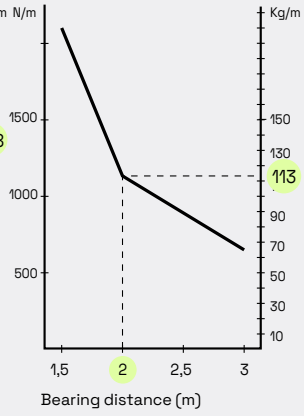

# Special mesh trays and accessories

Click here to download the Defem mesh tray catalogue

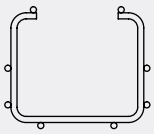

## C mesh tray

For installations with long support distances (up to 4 metres) are needed. Length: 2500 mm.

| Description | EG (C1) | HDG (C4) | AISI316L (CX) |
|---|---|---|---|
| 75x75 | 1149132 | 1149133 | 1149134 |
| 120x100 | 1149232 | 1149233 | 1149234 |
| 220x80 | 1149332 | 1149333 | 1149334 |

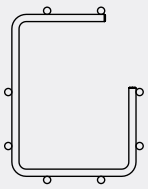

## G mesh tray

For installation in ceilings, onto walls, under desks and for mounting on cable ladders.
Length: 2500 mm.

| Description | EG (C1) | HDG (C4) | AISI316L (CX) |
|---|---|---|---|
| 75x95 | 1149138 | 1149238 | 1149338 |
| 120x150 | 1149139 | 1149239 | 1149339 |

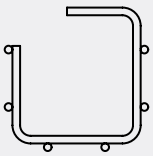

## Z mesh tray

For environments where regular and thorough cleaning is required. The design of the Z mesh trays keeps the cables in place without using cable ties, even during high pressure washing.
Length: 2500 mm.

| Description | EG (C1) | HDG (C4) | AISI316L (CX) |
|---|---|---|---|
| 75x75 | – | – | 1149340 |
| 120x75 | – | – | 1149341 |
| 120x130 | – | – | 1149342 |

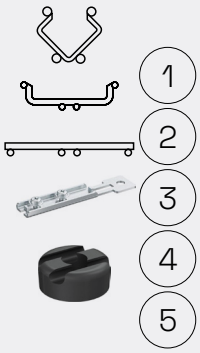


## Mini mesh trays

For tricky installations in confined spaces.
Used to guide all types of small cables.
The B30-D protects the cables from impact in harsh environments thanks to its design.
Wire diameter: 3 mm. Length: 2000 mm

| Description | EG (C1) | HDG (C4) | AISI316L (CX) |
|---|---|---|---|
| B30-D 24x30x2000 | 1149112 | 1149212 | 1149312 |
| B30-U 15x46x2000 | 1149125 | 1149225 | 1149325 |
| B30-I 6x60x2000 | 1149111 | 1149211 | 1149311 |
| Mounting coupler B20 | 1149131 | 1149231 | 1149331 |
| Mounting spacer B22 | 1149523 | 1149523 | 1149523 |

6

## Mounting rail WMS25L

For mounting cables using cable ties, etc.
Mounted directly onto the wall.

| | EG (C1) | Z+ (C4) | AISI 316L (CX) |
|---|---|---|---|
| 27x6x2000 | – | CSU795597 | – |



## Cover B7

Cover for mesh tray. Appropriately installed the B7:2 cover can withstand up to Beaufort 10 wind force.
Height: 16 mm, length: 1250 mm

| Width | Z+ (C4) | AISI 316L (CX) |
|---|---|---|
| 75 | CSU796038 | CSU796048 |
| 120 | CSU796039 | CSU796049 |
| 220 | CSU796040 | CSU796050 |
| 320 | CSU796041 | CSU796051 |
| 422 | CSU796042 | CSU796052 |
| Cover clips B8:2 (Sf) | CSU795988 | CSU795988 |
| Lashing wire 1,25mm black (AISI306) | 713687 | – |
| Lashing wire 1,25mm white (AISI306) | 713686 | – |




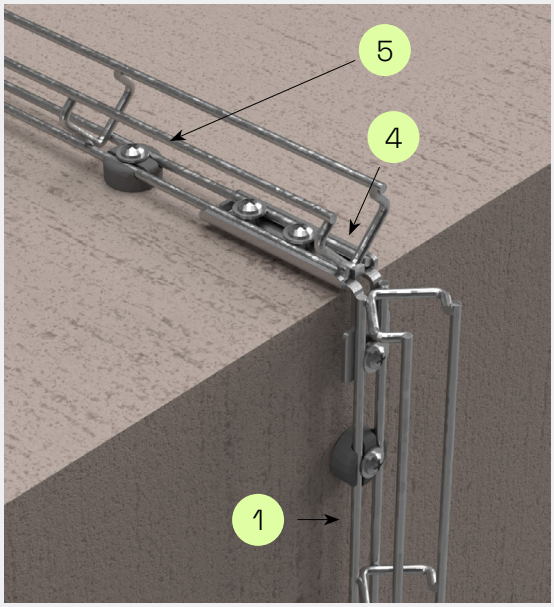




# Joints and junctions for Defem mesh trays

## Fitting B1

| EG (C1) | HDG (C4) | AISI 316L (CX) |
|---|---|---|
| 1149154 | 1149254 | 1149354 |



## Fitting B3

| EG (C1) | HDG (C4) | AISI 316L (CX) |
|---|---|---|
| 1149156 | 1149256 | 1149356 |

## Joint B52 (B1+B2+B13)

| EG (C1) | HDG (C4) | AISI 316L (CX) |
|---|---|---|
| 1149156 | 1149253 | 1149353 |

## Fitting B2

| EG (C1) | HDG (C4) | AISI 316L (CX) |
|---|---|---|
| 1149155 | 1149255 | 1149355 |

## Bolt set B13

| EG (C1) | HDG (C4) | AISI 316L (CX) |
|---|---|---|
| 1149169 | 1149284 | 1149284 |

## Angled fitting B27

| EG (C1) | HDG (C4) | AISI 316L (CX) |
|---|---|---|
| 1149169 | 1149269 | 1149369 |

## Splicing mesh tray Width 53-220 mm

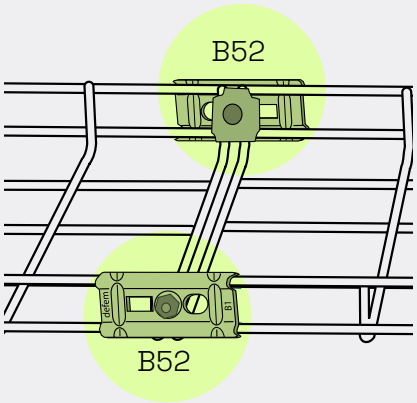


## Splicing mesh tray Width 320 mm

B2(x2)
B13(x1)

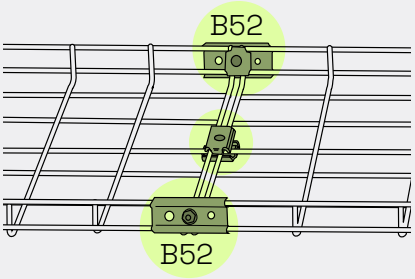


## Splicing mesh tray Width 422 mm

B2(x4)
B52(x2)
B13(x2)

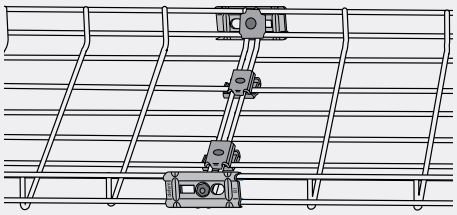

## Splicing mesh tray Width 522-622 mm

B2(x6)
B52(x2)
B13(x3)

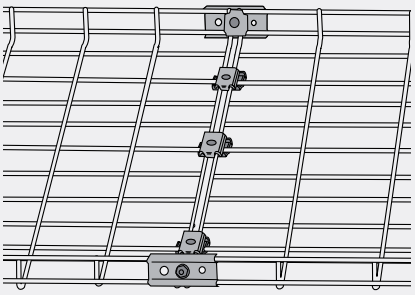

## Mounting on Cantilever arm 50i

B2(x2)
B13(x2)



## Vertical riser

B3
(x1-5
beroende
på Width)

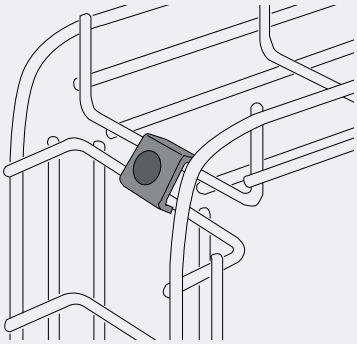

## 90° elbow
## Width 53-220 mm

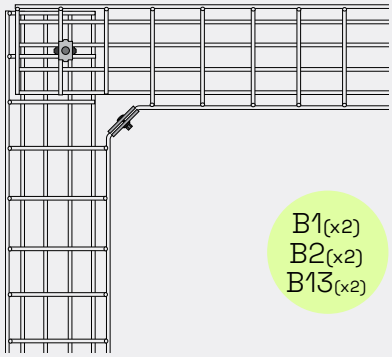


## 90° elbow
## Width 320-422 mm

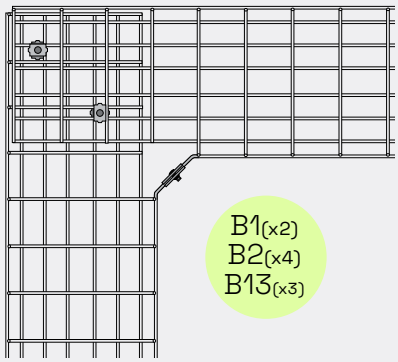


## 90° elbow
## Width 522-622 mm

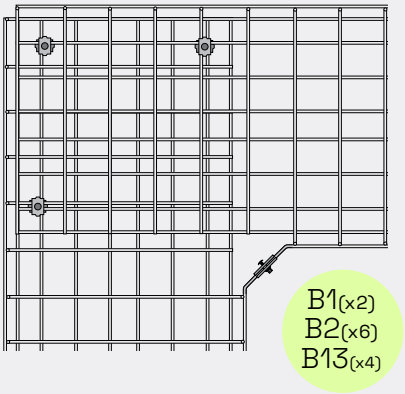


## Tee with required angle

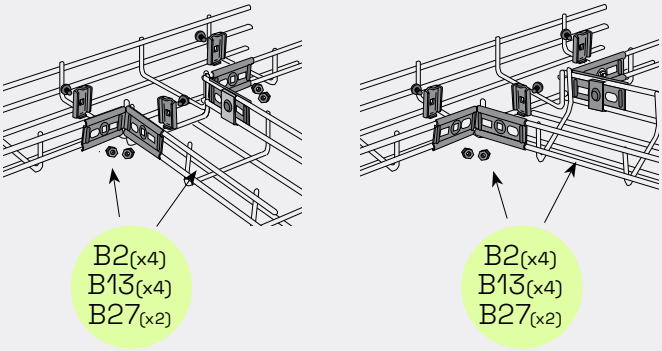


## Rounded 90° elbow

Mesh tray 120-622 is shaped to 90° angle
by cutting out every other marked mesh tray section
and joined with Fitting B3 according to table below.

| Mesh tray | A<br>Yttre radie<br>(mm) | C<br>Antal urklipp | Beslag B3<br>Antal |
|---|---|---|---|
| 120 | 210 | 2 | 2 |
| 220 | 470 | 4 | 4 |
| 320 | 720 | 6 | 6 |
| 422 | 960 | 8 | 8 |
| 522 | 1210 | 10 | 10 |
| 622 | 1475 | 12 | 12 |

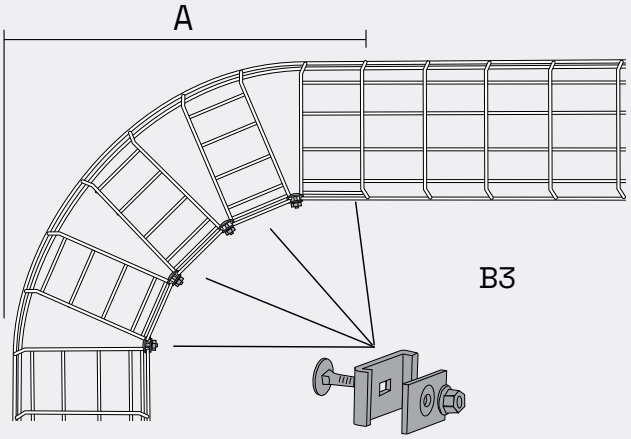


## Mounting to wall

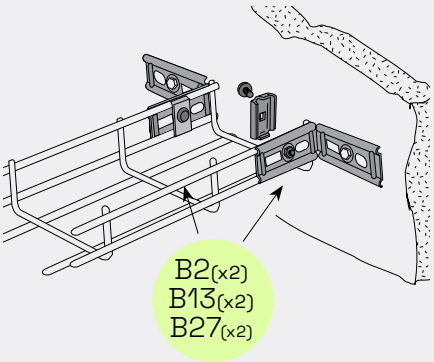

# Unperforated cable tray W1/40 and perforated cable tray W3/40 (C1-C2)

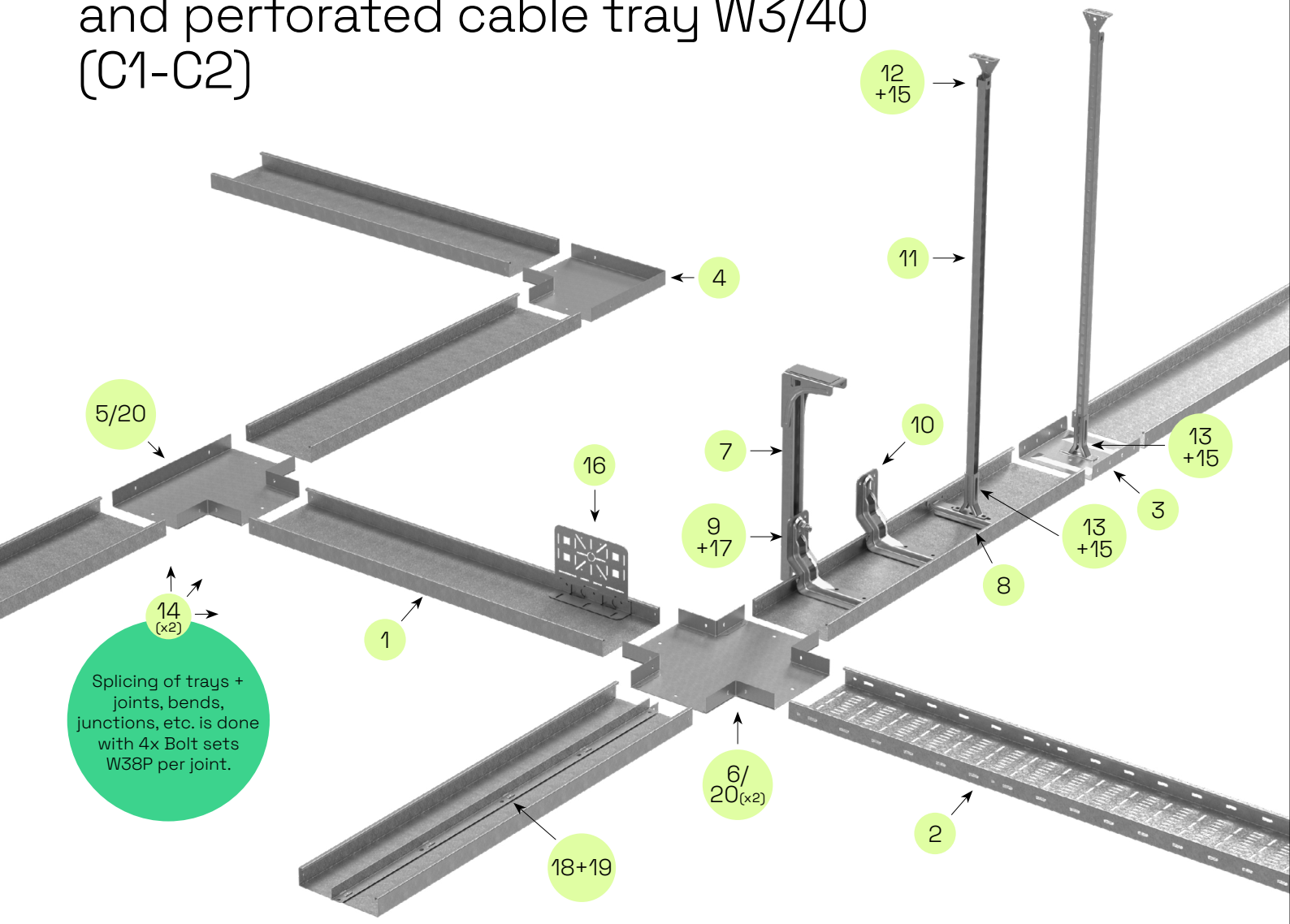


## Length material + form pieces

### 1 Cable tray W1/40

| Width | PG (C2) | PG (C2) White | PG (C2) Black |
|---|---|---|---|
| 100x2000 | 713252 | 728987 | CSU795815 |
| 200x2000 | 713254 | 781335 | CSU795816 |
| 300x2000 | 713256 | 728988 | – |
| 400x2000 | 713257 | 781336 | CSU795817 |
| 500x2000 | 713258 | 728989 | – |
| 600x2000 | 723219 | 781337 | CSU795818 |

### 2 Cable tray W3/40

| Width | PG (C2) | PG (C2) White | PG (C2) Black |
|---|---|---|---|
| 100x3000 | 735390 | 737539 | – |
| 200x3000 | 735392 | 737541 | – |
| 300x3000 | 735393 | 737542 | – |
| 400x3000 | 735394 | 737543 | – |
| 500x3000 | 735395 | 737544 | – |
| 600x3000 | 735396 | 737545 | – |

### 3 Joint W7/40

| Width | PG (C2) | PG (C2) White | PG (C2) Black |
|---|---|---|---|
| 100 | 717021 | 729047 | CSU795820 |
| 200 | 717022 | 729048 | CSU795821 |
| 300 | 717023 | 729049 | – |
| 400 | 717024 | 729050 | CSU795822 |
| 500 | 720990 | 729051 | – |
| 600 | 723180 | 729052 | CSU795823 |

### 4 90°-bend W10/40

| Width | PG (C2) | PG (C2) White | PG (C2) Black |
|---|---|---|---|
| 100 | 717904 | 729133 | CSU795825 |
| 200 | 717905 | 729134 | CSU795826 |
| 300 | 717906 | 729135 | – |
| 400 | 717907 | 729136 | CSU795827 |
| 500 | 721184 | 729137 | – |
| 600 | 723196 | 729138 | CSU795828 |

### 5 T-junction W12/40

| Width | PG (C2) | PG (C2) White | PG (C2) Black |
|---|---|---|---|
| 100 | 717909 | 729140 | CSU795830 |
| 200 | 717910 | 729141 | CSU795831 |
| 300 | 717911 | 729142 | – |
| 400 | 717912 | 729143 | CSU795832 |
| 500 | 721186 | 729144 | – |
| 600 | 723198 | 729145 | CSU795833 |

### 6 X-junction W13/40

| Width | PG (C2) | PG (C2) White | PG (C2) Black |
|---|---|---|---|
| 100 | 717914 | 729147 | CSU795835 |
| 200 | 717915 | 729148 | CSU795836 |
| 300 | 717916 | 729149 | – |
| 400 | 717917 | 729150 | CSU795837 |
| 500 | 721188 | 729151 | – |
| 600 | 723200 | 729152 | CSU795838 |

## Suspension with vertical piece

### 7 Vertical piece 2Fi

| Length | PG (C2) | PG (C2) White | PG (C2) Black |
|---|---|---|---|
| 300 | 792723 | CSU795300 | CSU795854 |
| 500 | 792724 | CSU795302 | CSU795855 |
| 750 | 792725 | CSU795304 | CSU795856 |
| 1000 | 792726 | CSU795299 | CSU795857 |
| End cap 28E | 709021 | 709021 | 709021 |

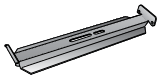

### 8 Support bracket W1940

| Width | PG (C2) | PG (C2) White | PG (C2) Black |
|---|---|---|---|
| 100 | 718711 | 729041 | CSU795842 |
| 200 | 734401 | 729042 | CSU795843 |
| 300 | 734402 | 729043 | – |
| 400 | 734403 | 729044 | CSU795844 |
| 500 | 782342 | 783753 | – |
| 600 | 782343 | 783754 | CSU795845 |

### 9 Adjustable cantilever arm W1840

| Width | PG (C2) | PG (C2) White | PG (C2) Black |
|---|---|---|---|
| 100 | 718360 | 729033 | – |
| 200 | 718361 | 729034 | – |
| 300 | 783587 | 783591 | – |
| 400 | 783588 | 783592 | – |
| 500 | 783589 | 783593 | – |
| 600 | 783590 | 783594 | CSU795853 |

### 10 Interior cantilever arm W17/40

| Width | PG (C2) | PG (C2) White | PG (C2) Black |
|---|---|---|---|
| 100 | 716911 | 729029 | CSU795850 |
| 200 | 716912 | 729030 | CSU795851 |
| 300 | 716913 | 729031 | – |
| 400 | 716914 | 729032 | CSU795852 |

## Suspension with pendant rail

### 11 Pendant rail W32

| Length | PG (C2) | PG (C2) White | PG (C2) Black |
|---|---|---|---|
| 3000 mm | 716798 | 729058 | CSU795860 |

### 12 Ceiling bracket W31

| WxH | PG (C2) | PG (C2) White | PG (C2) Black |
|---|---|---|---|
| 25x70 | 716816 | 729063 | CSU795858 |

### 13 Pendant attachment W21

| WxHxL | PG (C2) | PG (C2) White | PG (C2) Black |
|---|---|---|---|
| 24x97x40 | 716630 | 729054 | CSU795859 |

## Accessories

### 14 Bolt set W38P

| Description | HDG (C4) | PG (C4) White | PG (C4) Black |
|---|---|---|---|
| W38P | 735177 | 782216 | CSU795841 |

### 15 Bolt set W37

| Description | EG (C1) | PG (C2) White | PG (C2) Black |
|---|---|---|---|
| 8x35 | 716799 | – | – |



### 16 Junction box plate W24/40

| Description | PG (C2) | PG (C2) White | PG (C2) Black |
|---|---|---|---|
| Perforated | 1125903 | 729184 | CSU795839 |
| With AP-9 box | CSU796046 | – | – |
| With U56 box w/o terminal | 731963 | 731964 | – |
| With 2-way outlet | CSU795870 | – | – |

### 17 T-bolt 26U

| Description | HDG (C4) |
|---|---|
| M8x30 | CSU795595 |
| M10x30 | CSU795589 |

### 18 Dividing strip 39 and Insert piece W39

| Description | PG (C2) | PG (C2) White | PG (C2) Black |
|---|---|---|---|
| 24 x 1750 | 718835 | 717950 | 718835 |
| Insert piece W39 | 716824 | – | – |

### 19 Support band W6

For fixing dividing strip 39 laterally.

| Width | PG (C2) | PG (C2) White | PG (C2) Black |
|---|---|---|---|
| 100 | 1122833 | – | – |
| 200 | 1122835 | – | – |
| 300 | 1122837 | – | – |
| 400 | 1122839 | – | – |
| 500 | 1122840 | – | – |
| 600 | 1122841 | – | – |

### 20 T-joint W9/40

Used for straight or angled junctions when installing Cable tray W1/40 and W3/40. Set includes 2x T-joints and Bolt set W38P. Secure with self-drilling screw RXB 4.2x13 to meet the requirements for equipotential bonding.

| Description | PG (C2) | PG (C2) White | PG (C2) Black |
|---|---|---|---|
| W9/40 | 718205 | 782218 | – |

# Lighting trunking W70 (C1-C2)

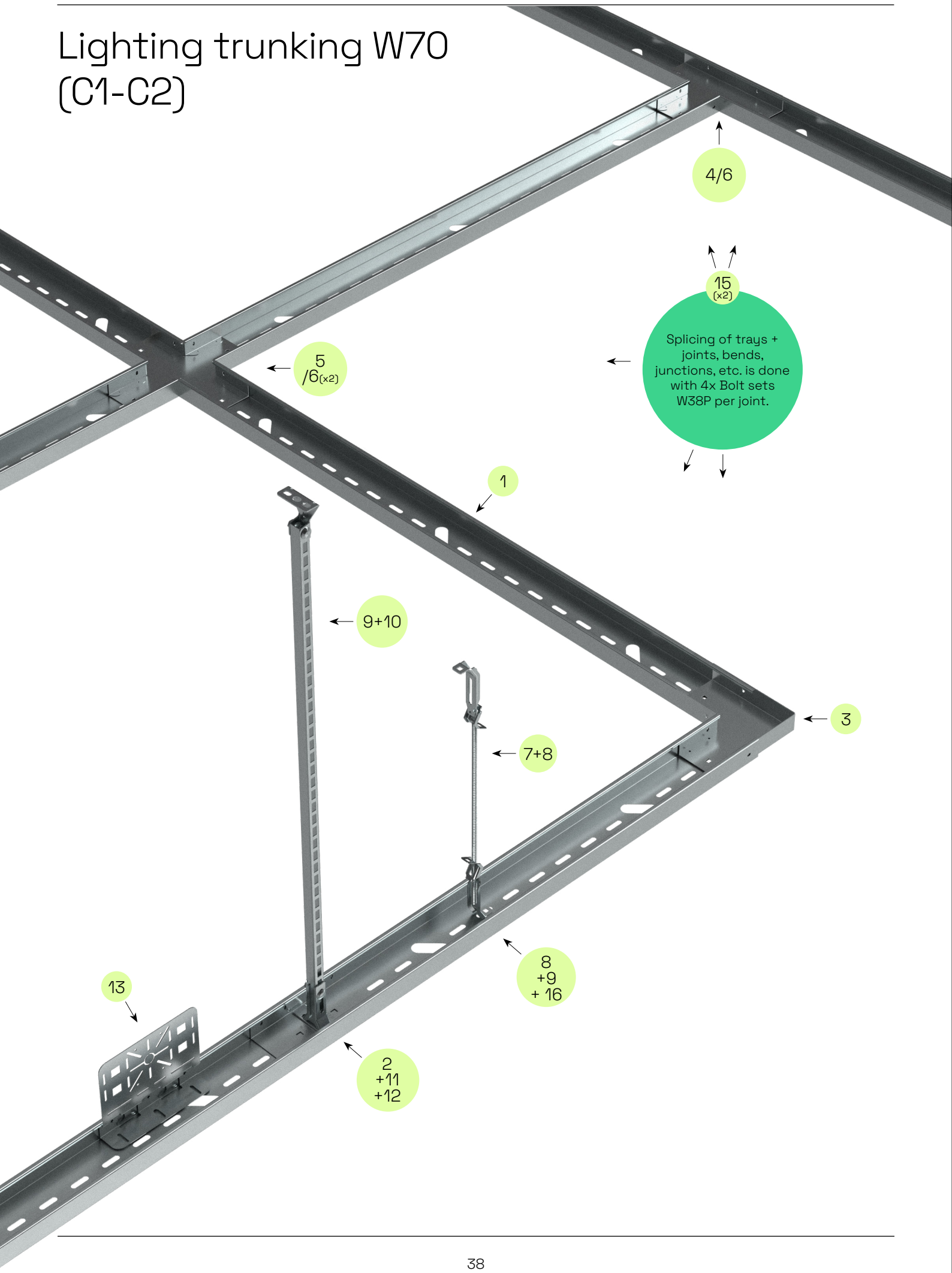

## Length material + form pieces



### 1 Lighting trunking W70

| Dimension | PG (C2) | PG (C2) White | PG (C2) Black |
|---|---|---|---|
| 70x3000 | CSU794123 | CSU794184 | CSU795813 |
| 100x3000 | CSU794124 | CSU794185 | CSU795814 |

### 2 Support bracket/joint W7/40

| Width | PG (C2) | PG (C2) White | PG (C2) Black |
|---|---|---|---|
| 70 | 720825 | 729046 | CSU795819 |
| 100 | 717021 | 729047 | CSU795820 |

### 3 90°-bend W10/40

| Width | PG (C2) | PG (C2) White | PG (C2) Black |
|---|---|---|---|
| 70 | 717903 | 729201 | CSU795824 |
| 100 | 717904 | 729133 | CSU795825 |

### 4 T-junction W12/40

| Width | PG (C2) | PG (C2) White | PG (C2) Black |
|---|---|---|---|
| 70 | 717908 | 729139 | CSU795829 |
| 100 | 717909 | 729140 | CSU795830 |

### 5 X-junction W13/40

| Width | PG (C2) | PG (C2) White | PG (C2) Black |
|---|---|---|---|
| 70 | 717913 | 729146 | CSU795834 |
| 100 | 717914 | 729147 | CSU795835 |

### 6 T-joint W9/40

Used for straight or angled junctions when installing Cable tray W1/40 and W3/40. Set includes 2x T-joints and Bolt set W38P. Secure with self-drilling screw RXB 4.2x13 to meet the requirements for equipotential bonding.

| Description | PG (C2) | PG (C2) White | PG (C2) Black |
|---|---|---|---|
| W9/40 | 718205 | 729094 | – |

## Suspension with threaded rod

### 7 Threaded rod W76

| Dimension | EG (C1) | PG (C2) White | PG (C2) Black |
|---|---|---|---|
| M6, 3000 | 792935 | – | – |
| M10, 2000 | 716792 | 729061 | – |
| M10, 3000 | 716793 | 729062 | – |

### 8 Threaded rod attachment W73

| Description | PG (C2) | PG (C2) White | PG (C2) Black |
|---|---|---|---|
| M6 | 791205 | 791207 | – |
| M10 | 716634 | 729055 | – |

## Suspension with pendant rail

### 9 Pendant rail W32

| Length | PG (C2) | PG (C2) White | PG (C2) Black |
|---|---|---|---|
| 3000 mm | 716798 | 729058 | CSU795860 |

### 11 Pendant attachment W21

| WxHxL | PG (C2) | PG (C2) White | PG (C2) Black |
|---|---|---|---|
| 24x97x40 | 716630 | 729054 | CSU795859 |

### 10 Ceiling bracket W31

| WxH | PG (C2) | PG (C2) White | PG (C2) Black |
|---|---|---|---|
| 25x70 | 716816 | 729063 | CSU795858 |

### 12 Bolt set W37

| Description | EG (C1) | PG (C2) White | PG (C2) Black |
|---|---|---|---|
| 8x35 | 716799 | – | – |

## Accessories



### 13 Junction box plate W24/40

| Description | PG (C2) | PG (C2) White | PG (C2) Black |
|---|---|---|---|
| Perforated | 1125903 | 729184 | CSU795839 |
| With AP-9 box | CSU796046 | – | – |
| With U56 box w/o terminal | 731963 | 731964 | – |
| With 2-way outlet | CSU795870 | – | – |

### 14 Luminarie bracket W55

To mount lighting fixtures under Lighting trunking W70.

| Description | PG (C2) | PG (C2) White | PG (C2) Black |
|---|---|---|---|
| W55 | 720979 | – | – |

### 15 Bolt set W38P

| Description | HDG (C4) | HDG (C4) White | PG (C4) Black |
|---|---|---|---|
| W38P | 735177 | 782216 | CSU795841 |

### 16 Bolt set W36

| Description | HDG (C1) | | AISI 316L (CX) |
|---|---|---|---|
| 8x16 | 715646 | | 725581 |

# Installation tray W4 (C2–C4)

Also available in white Zincpox (C5) and stainless steel AISI316L (CX).
Contact us for more information.

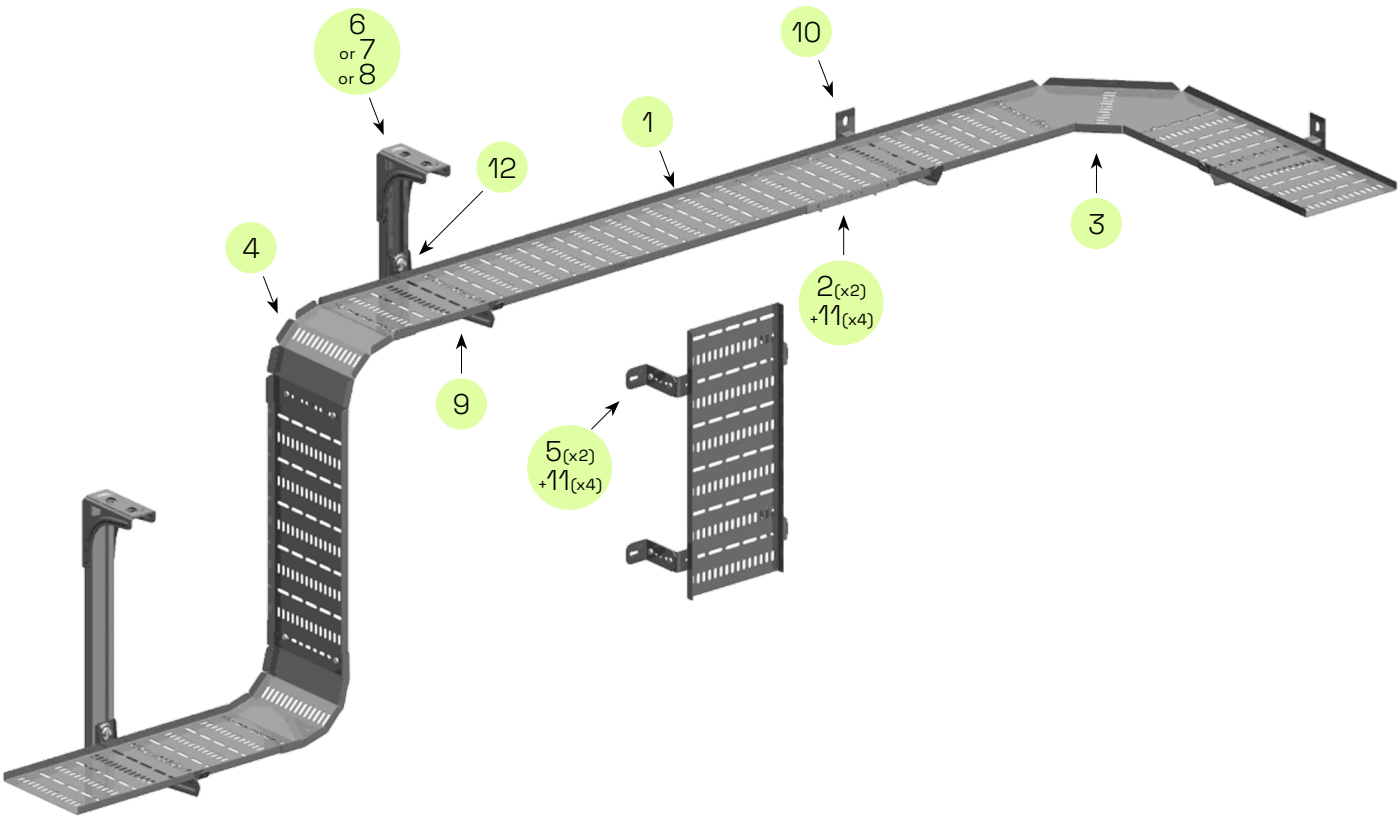


## Length material + joints and form peices

### 1 Installation tray W4



| Width | PG (C2) | PG (C2) White | Z+ (C4) |
|---|---|---|---|
| 50x2000 | 736603 | 736633 | CSU795998 |
| 75x2000 | 736604 | 736634 | CSU795999 |
| 100x2000 | 736605 | 736635 | CSU796000 |
| 150x2000 | 736606 | 736636 | CSU796001 |
| 200x2000 | 736607 | 736637 | CSU796002 |
| 250x2000 | 736608 | 736638 | – |
| 300x2000 | 736609 | 736639 | CSU796004 |
| 400x2000 | 736610 | 736640 | CSU796005 |

### 2 Joint W2

| Width | PG (C2) | PG (C2) White | HDG (C4) |
|---|---|---|---|
| 50 | 788572 | 788574 | 788573 |

### 3 90°-bend W4

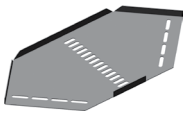

| Width | PG (C2) | PG (C2) White | Z+ (C4) |
|---|---|---|---|
| 50 | 784073 | 784113 | CSU796006 |
| 75 | 784074 | 784114 | CSU796007 |
| 100 | 784075 | 784115 | CSU796008 |
| 150 | 784076 | 784116 | CSU796009 |
| 200 | 784077 | 784117 | CSU796010 |
| 250 | 784078 | 784118 | – |
| 300 | 784079 | 784119 | CSU796012 |
| 400 | 784080 | 784120 | CSU796013 |

### 4 Vertical riser W4

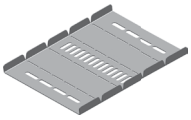

| Width | PG (C2) | PG (C2) White | Z+ (C4) |
|---|---|---|---|
| 50 | 784089 | 1125754 | CSU796014 |
| 75 | 784090 | 1125758 | CSU796015 |
| 100 | 784091 | 1125762 | CSU796016 |
| 150 | 784092 | 1125766 | CSU796017 |
| 200 | 784093 | 1125770 | CSU796018 |
| 250 | 784094 | 1125774 | – |
| 300 | 784095 | 1125778 | CSU796020 |
| 400 | 784096 | 1125782 | CSU796021 |

## Vertical mounting

### 5 Angle bracket W8

| Description | PG (C2) | PG (C2) White | HDG (C4) |
|---|---|---|---|
| 80x38x45 | 716821 | 729066 | 728883 |

## Mounting on cantilever arm

### 6 Vertical piece 2Fi

| Length | PG (C2) | PG (C2) White | HDG (C4) |
|---|---|---|---|
| 300 | 792723 | CSU795300 | – |
| 500 | 792724 | CSU795302 | – |
| 750 | 792725 | CSU795304 | – |
| 1000 | 792726 | CSU795299 | – |
| End cap 28E | 709021 | 709021 | |

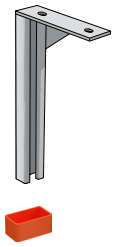

### 7 Vertical piece 2FPK

| Length | PG (C2) | PG (C2) White | HDG (C4) |
|---|---|---|---|
| 300 | – | – | 788655 |
| 500 | – | – | 788656 |
| 750 | – | – | 788657 |
| 1000 | – | – | 788658 |
| End cap 28E | | | 709021 |

### 8 Vertical piece 2F

| Length | HDG (C4) | HDG White (C5) |
|---|---|---|
| 280 | 717196 | 717201 |
| 370 | 717197 | 717202 |
| 505 | 717198 | 717203 |
| 730 | 717199 | 717204 |
| 1000 | 717200 | 717205 |
| 1500 | 787276 | 787277 |
| End cap 28E | 709021 | 709021 |

### 9 Cantilever arm 50i

| Width | PG (C2) | PG (C2) White | HDG (C4) |
|---|---|---|---|
| 100 | 791412 | 791416 | CSU795316 |
| 200 | 791413 | 791417 | CSU795317 |
| 300 | 791414 | 791418 | CSU795318 |
| 400 | 791415 | 791419 | CSU795319 |



### 10 Cantilever arm 50

| Width | HDG (C4) | ZP (C5) White |
|---|---|---|
| 100 | 723432 | 723440 |
| 150 | 723433 | 723441 |
| 200 | 723434 | 723442 |
| 250 | 723435 | 723443 |
| 300 | 723436 | 723444 |
| 400 | 723437 | 723445 |

## Accessories

### 11 Bolt set W34

| Description | EG (C1) | PG (C2) White | HDG (C4) |
|---|---|---|---|
| 6x12 | 718473 | – | 734646 |

### 12 T-bolt 26U

| Description | HDG (C4) |
|---|---|
| M8x30 | CSU795595 |
| M10x30 | CSU795589 |

# Wibe cable trays

Cable trays for both commercial buildings and industrial environments.
Recommended support distance 2 m.

## Cable tray W1/40

Unperforated cable tray for indoor applications in dry environments. System height 40 mm. Provided with holes Ø 5.8 mm at the tray end to be used for fixation of joints.

| Dimension | PG (C2) | PG (C2) White | PG (C2) Black | HDG (C4) |
|---|---|---|---|---|
| W1/40-70 | 713251 | 728986 | – | – |
| W1/40-100 | 713252 | 728987 | CSU795815 | – |
| W1/40-200 | 713254 | 781335 | CSU795816 | – |
| W1/40-300 | 713256 | 728988 | – | – |
| W1/40-400 | 713257 | 781336 | CSU795817 | – |
| W1/40-500 | 713258 | 728989 | – | – |
| W1/40-600 | 723219 | 781337 | CSU795818 | – |

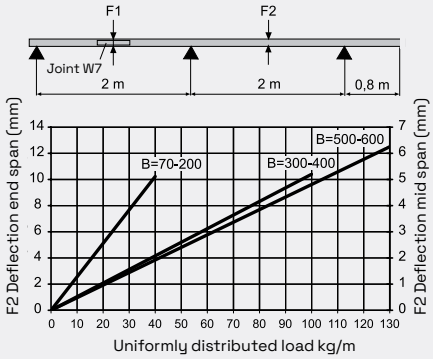


## Cable tray W1/60

Unperforated cable tray for indoor applications in dry environments. System height 60 mm. Provided with holes Ø5.8 mm at the tray end to be used for fixation of joints.

| Dimension | PG (C2) | PG (C2) White | PG (C2) Black | HDG (C4) |
|---|---|---|---|---|
| W1/60-70 | 782011 | 782011 | – | – |
| W1/60-100 | 782012 | 782012 | – | – |
| W1/60-200 | 782013 | 782013 | – | – |
| W1/60-300 | 782014 | 782014 | – | – |
| W1/60-400 | 782015 | 782015 | – | – |
| W1/60-500 | 782016 | 782016 | – | – |
| W1/60-600 | 782017 | 782017 | – | – |

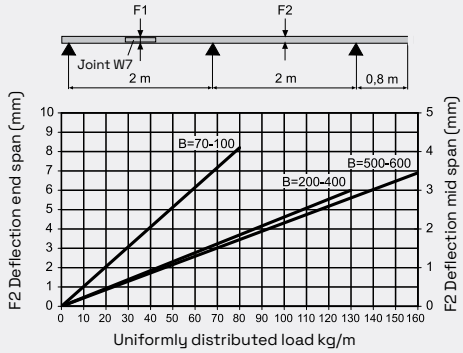


## Cable tray W3/40

Perforated cable tray for indoor applications in dry environments. System height 40 mm. Provided with holes Ø 5.8 mm at the tray end to be used for fixation of joints. Oval holes along the lateral side of the tray can be used for mounting of accessories.

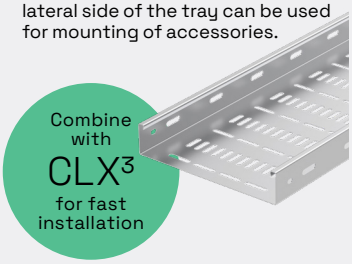


| Dimension | PG (C2) Length 3m | PG (C2) White Length 3m | PG (C2) Black | HDG (C4) Length 3m |
|---|---|---|---|---|
| W3/40-50 | **735388** | 737537 | – | 735400 |
| W3/40-70 | **735389** | 737538 | – | 735401 |
| W3/40-100 | 735390 | 737539 | – | 735402 |
| W3/40-150 | 735391 | 737540 | – | 735403 |
| W3/40-200 | 735392 | 737541 | – | 735404 |
| W3/40-300 | 735393 | 737542 | – | 735405 |
| W3/40-400 | 735394 | 737543 | – | 735406 |
| W3/40-500 | 735395 | 737544 | – | 735407 |
| W3/40-600 | 735396 | 737545 | – | 735408 |

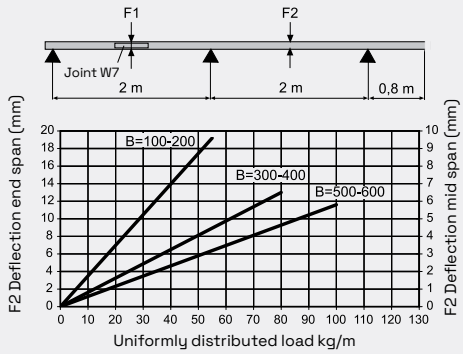


## Cable tray W3/60

Perforated cable tray for indoor applications in dry environments. System height 60 mm. Provided with holes Ø 5.8 mm at the tray end to be used for fixation of joints. Oval holes along the lateral side of the tray can be used for mounting of accessories.

| Dimension | PG (C2) Length 3m | PG (C2) White Length 3m | PG (C2) Black | HDG (C4) |
|---|---|---|---|---|
| W3/60-70 | 782202 | 782306 | – | – |
| W3/60-100 | 782203 | 782307 | – | – |
| W3/60-150 | 782204 | 782308 | – | – |
| W3/60-200 | 782205 | 782309 | – | – |
| W3/60-300 | 782206 | 782310 | – | – |
| W3/60-400 | 782207 | 782311 | – | – |

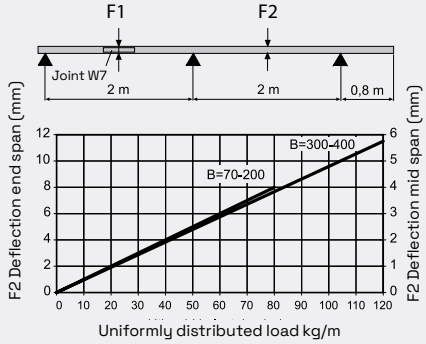

## Installation tray W4

Perforated installation tray for indoor applications in dry environments. To be used when leading cables down from a cable ladder to machine cabinets, etc. Provided with holes Ø 3.5 mm in the bottom segment of the tray for the clamping of cables with plate screws.



| Dimension | PG (C2) | PG (C2) White | HDG (C4) | ZP (CX) White | Sf (CX) |
|---|---|---|---|---|---|
| 50x2000 | 736603 | 736633 | CSU795998 | – | – |
| 50x3000 | 735988 | 787227 | CSU795992 | 735999 | 783470 |
| 75x2000 | 736604 | 736634 | CSU795999 | – | – |
| 75x3000 | 735989 | 787228 | CSU795993 | 736000 | 783471 |
| 100x2000 | 736605 | 736635 | CSU796000 | – | – |
| 100x3000 | 735990 | 787229 | CSU795994 | 736001 | 783472 |
| 150x2000 | 736606 | 736636 | CSU796001 | – | – |
| 150x3000 | 735991 | 787230 | CSU795995 | 736002 | 783473 |
| 200x2000 | 736607 | 736637 | CSU796002 | – | – |
| 200x3000 | 735992 | 787231 | CSU795996 | 736003 | 783474 |
| 250x2000 | 736608 | 736638 | – | – | – |
| 250x3000 | 735993 | 787232 | – | 736004 | 783475 |
| 300x2000 | 736609 | 736639 | CSU796004 | 736005 | – |
| 300x3000 | – | – | – | – | 783476 |
| 400x2000 | 736610 | 736640 | CSU796005 | 736006 | – |
| 400x3000 | – | – | – | – | 783477 |

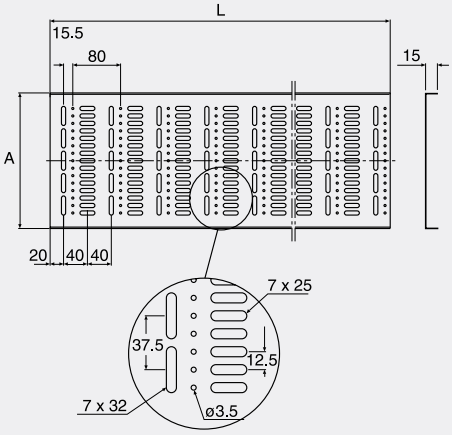


Lighting trunking W70-50

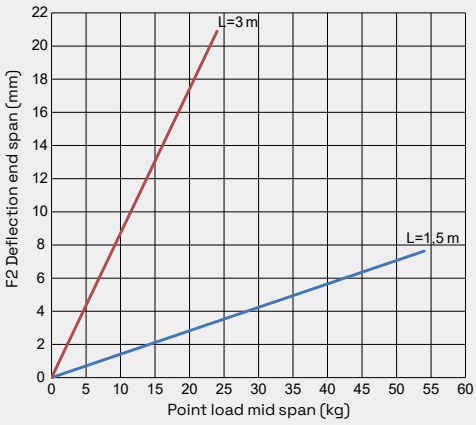


## Lighting trunking W70

Cable tray with bottom perforation for indoor applications in dry environments.
System height 40 mm, length 3000 mm. Oval holes 9x5.8 mm on the lateral sides of the tray end can be used for fixation of joints. The oval hole pattern at the base of the tray can be used for mounting of lighting fixtures. On every 500 mm an oval hole is placed to easily guide fast connectors into the tray.

| Dimension | PG (C2) | PG (C2) White | HDG (C4) | ZP (CX) White |
|---|---|---|---|---|
| W70-50 | CSU795216 | CSU795217 | CSU795218 | CSU795219 |
| W70-70 | CSU794123 | CSU794184 | CSU794528 | CSU794531 |
| W70-100 | CSU794124 | CSU794185 | CSU794529 | CSU794532 |
| W70-200 | CSU794125 | CSU794186 | – | – |



Combine with CLX³ for fast installation

Lighting trunking W70/70-200

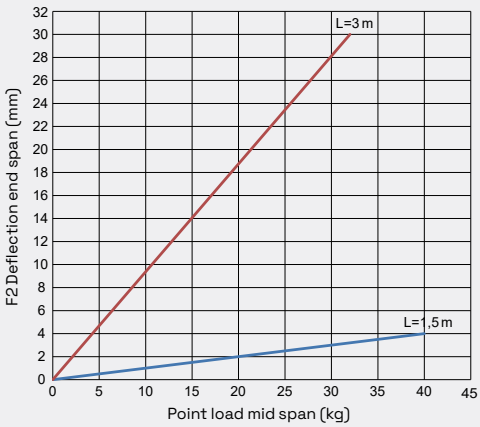


Breaking load for CS bracket W7/40-70 = 120 kg

Click to download the Wibe cable tray catalogue

# Vertical pieces

| | | Related rail | Joint | Mount CS bracket/ cantilever arm with | SWL symmetrical load | Example: SWL asymmetric load for 600 mm cantilever arm, including maximum deflection ** |
|---|---|---|---|---|---|---|
| 1 | Vertical piece 2 (only CS bracket) | 24/34 | Pendant joint 2J | (Only CS) Bolt set | 823 kg | Only central suspension bracket |
| 3 | Vertical piece 2Fi | 24/48 | Pendant joint 2FJ | Bolt set T-bolt | 294 kg* | (Mounted tightly against the wall) |
| 4 | Vertical piece 2FPK | 24/48 | Pendant joint 2FJ | Bolt set T-bolt | 823 kg* | (Mounted tightly against the wall) |
| 5 | Vertical piece 2F | 24/48 | Pendant joint 2FJ | Bolt set T-bolt | 1352 kg | 120 kg (based on 1000 mm vertical piece, deflection 46 mm) |
| 7 | Vertical piece 2FB | 24/48 | Pendant joint 2FJ | Bolt set T-bolt | 1764 kg | 130 kg (based on 1000 mm vertical piece, deflection 41 mm) |
| 8 | Vertical piece 20 + Vertical piece BM20 | 24/20 | Pendant joint 20J | Bolt set T-bolt | 1765 kg | 200 kg (based on 2000 mm vertical piece, deflection 57 mm) |
| 10 | Vertical piece 20F + Vertical piece BM20F | 24/20F | 2x Joint 20J +8x T-bolt 26U | Bolt set T-bolt | 2941 kg | 400 kg (based on 2000 mm vertical piece, deflection 35 mm) |
| 12 | Vertical piece 20FS + Vertical piece BM20FS | 24/20FS | Pendant joint 20FS | Bolt set T-bolt | 2941 kg | 580 kg (based on 2000 mm vertical piece, deflection 23 mm) |

*) When mounted in the inner hole of the ceiling bracket. When mounted only in the outer hole, the SWL is significantly reduced.
**) See tables in the main catalogue to calculate deflection etc.

## 14 Pendant bar 1

Used as reinforcement to reduce the deflection of vertical pieces under heavy loads.

| Description | PG (C2) | HDG (C4) | ZP (C5) | AISI 316L (CX) |
|---|---|---|---|---|
| 300 mm | 792727 | 717640 | 717643 | — |
| 500 mm | 792728 | 717641 | 717644 | CSU795328 |
| 800 mm | 792729 | 717642 | 717645 | — |
| 1500 mm | — | 718903 | 720530 | — |
| T-bolt 26U | CSU795595 | CSU795595 | CSU795596 | CSU795596 |
| Bolt set 22S | 713694 | 713694 | 725582 | 725582 |

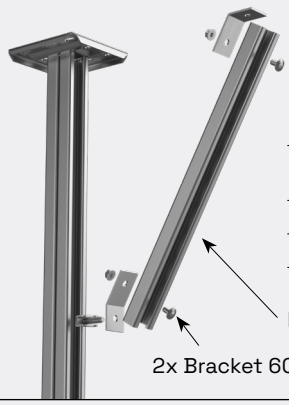


## 15 Bracket 60/40

Used together with Rail 24/48 to reduce deflection of long vertical pieces.

| Description | HDG (C4) | ZP (C5) | AISI 316L (CX) |
|---|---|---|---|
| Bracket 60/40 | 718904 | 720531 | — |
| T-bolt 26U | CSU795595 | CSU795596 | — |
| Bolt set 22S | 713694 | 725582 | — |

## 1 Vertical piece 2

| Description | PG (C2) | PG (C2) White | HDG (C4) | ZP (C5) | AISI 316L (CX) |
|---|---|---|---|---|---|
| 2-300 | — | — | 717191 | 716283 | 725557 |
| 2-400 | — | — | 717192 | 716284 | 725558 |
| 2-500 | — | — | 717193 | 716285 | 725559 |
| 2-700 | — | — | 717194 | 716286 | 725560 |
| 2-1000 | — | — | 717195 | 716287 | 725561 |
| Joint 2J | — | — | 713177 | 716303 | 726484 |
| End cap 28C | — | — | 789875 | 789875 | 789875 |

## 2 Pendant rail 24/34

| | | | | | |
|---|---|---|---|---|---|
| 292 | 725357 | — | — | — | 725574 |
| 382 | 725358 | — | — | — | 725575 |
| 495 | 725359 | — | — | — | 725576 |
| 698 | 725360 | — | — | — | 725577 |
| 990 | 725361 | — | — | — | 725578 |
| 2970 | 721102 | — | 715879 | 716309 | 725579 |
| Joint 2J | 721119 | — | 713177 | 716303 | 726484 |
| End cap 28C | 789875 | — | 789875 | 789875 | 789875 |

## 3 Vertical piece 2Fi (+ Ceiling bracket 2Fi)

| | | | | | |
|---|---|---|---|---|---|
| 2Fi-300 | 792723 | CSU795300 | — | — | — |
| 2Fi-500 | 792724 | CSU795302 | — | — | — |
| 2Fi-750 | 792725 | CSU795304 | — | — | — |
| 2Fi-1000 | 792726 | CSU795299 | — | — | — |
| Ceiling bracket 2Fi | 792554 | — | — | — | — |
| Joint 2FJ | CSU795325 | — | — | — | — |
| End cap 28E | 709021 | 709021 | — | — | — |

## 4 Vertical piece 2FPK

| | | | | | |
|---|---|---|---|---|---|
| 2FPK-300 | — | — | 788655 | Contact us for a quote | — |
| 2FPK-500 | — | — | 788656 | | — |
| 2FPK-750 | — | — | 788657 | | — |
| 2FPK-1000 | — | — | 788658 | | — |
| Joint 2FJ | — | — | 713178 | 716304 | — |
| End cap 28E | — | — | 709021 | 709021 | — |

## 5 Vertical piece 2F

| | | | | | |
|---|---|---|---|---|---|
| 2F-280 | — | — | 717196 | 717201 | 725562 |
| 2F-370 | — | — | 717197 | 717202 | 725563 |
| 2F-505 | — | — | 717198 | 717203 | 725564 |
| 2F-640 | — | — | CSU794202 | — | — |
| 2F-730 | — | — | 717199 | 717204 | 725565 |
| 2F-865 | — | — | CSU794203 | — | — |
| 2F-1000 | — | — | 717200 | 717205 | 725566 |
| 2F-1500 | — | — | 787276 | 787277 | 787278 |
| Joint 2FJ | — | — | 713178 | 716304 | 726485 |
| End cap 28E | — | — | 709021 | 709021 | 709021 |

## 6 Pendant rail 24/48

| | | | | | |
|---|---|---|---|---|---|
| 1000 | CSU795564 | CSU795567 | CSU795565 | CSU795568 | CSU795566 |
| 2970 | 731717 | CSU795292 | 705093 | 716306 | 728595 |
| 5940 | 731721 | — | 731719 | 731724 | 731727 |
| Joint 2FJ | CSU795325 | — | 713178 | 716304 | 726485 |
| End cap 28E | 709021 | 709021 | 709021 | 709021 | 709021 |

## 7 Vertical piece 2FB

| Description | EG (C1) | HDG (C4) | ZP (C5) | AISI 316L (CX) |
|---|---|---|---|---|
| 2F-280 | CSU795332 | CSU795335 | — | CSU795338 |
| 2F-505 | CSU795333 | CSU795336 | — | CSU795339 |
| 2F-1000 | CSU795334 | CSU795337 | — | CSU795340 |
| Joint 2FJ | 713178 | CSU795325 | — | 726485 |
| End cap 28E | 709021 | 709021 | — | 709021 |

## 8 Vertical piece 20

| Description | HDG (C4) | ZP (C5) | AISI 316L (CX) |
|---|---|---|---|
| 20-280 | CSU794204 | — | — |
| 20-370 | CSU794205 | — | — |
| 20-500 | 715723 | 716276 | 725567 |
| 20-640 | CSU794206 | — | — |
| 20-700 | 715724 | 716277 | 725568 |
| 20-865 | CSU794207 | — | — |
| 20-1000 | 715725 | 716278 | 725569 |
| 20-1500 | 715726 | 716279 | 725570 |
| 20-2000 | 715727 | 716280 | 725571 |
| 20-3000 | 715728 | 716281 | 725572 |
| Joint 20J | 713173 | 716302 | — |
| End cap 28D | 709020 | 709020 | 709020 |

## 9 Pendant rail 24/20

| | | | |
|---|---|---|---|
| 2970 mm | 709795 | 716307 | — |
| Joint 20J | 713173 | 716302 | — |
| End cap 28D | 709020 | 709020 | 709020 |

## 10 Vertical piece 20F

| | | | |
|---|---|---|---|
| 20F-1000 | 718249 | 718484 | — |
| 20F-1500 | 718250 | 718485 | — |
| 20F-2000 | 718251 | 718486 | — |
| 20F-3000 | 709799 | 716282 | — |
| End cap 28J | CSU794520 | CSU794520 | — |

## 11 Pendant rail 24/20F

| | | | |
|---|---|---|---|
| 24/20F-3000 | 709798 | 716308 | — |
| 24/20F-6000 | 718808 | 720525 | — |
| End cap 28J | CSU794520 | CSU794520 | — |

## 12 Vertical piece 20FS

| | | | |
|---|---|---|---|
| 20FS-1500 | 718718 | 720521 | — |
| 20FS-2000 | 718719 | 720522 | — |
| 20FS-2500 | 718720 | 720523 | — |
| 20FS-3000 | 718721 | 720524 | — |
| Joint 20FS | CSU795924 | — | — |
| End cap 28F | 789876 | 789876 | — |

## 13 Pendant rail 24/20FS

| | | | |
|---|---|---|---|
| 24/20FS-6000 | 709031 | 720526 | — |
| Joint 20FS | CSU795924 | — | — |
| End cap 28F | 789876 | 789876 | — |

# Pendant for quick installation in beam systems
(without drilling)

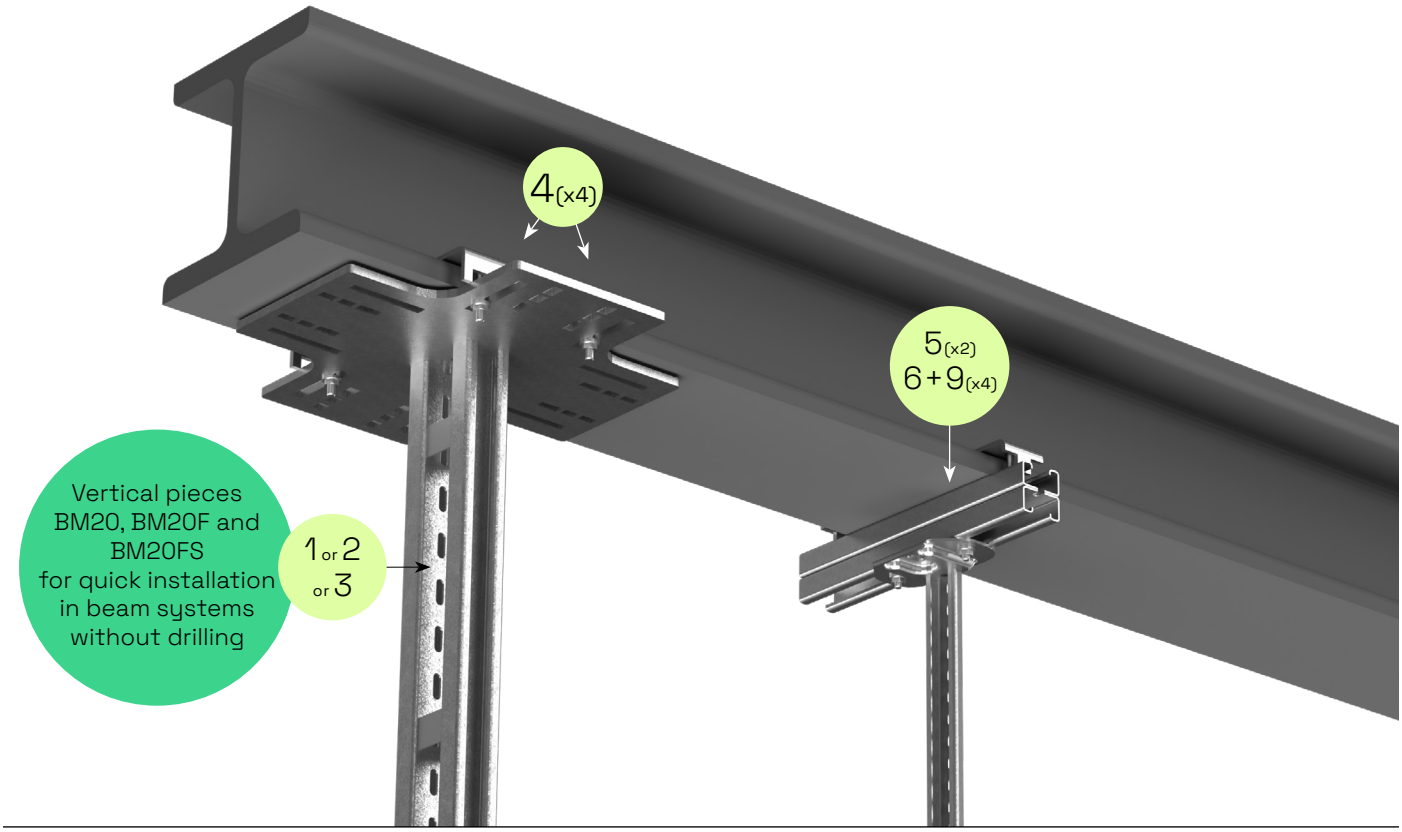


## 1 Vertical piece BM20 for beam systems



| Description | HDG (C4) |
|---|---|
| BM20-505 | CSU795894 |
| BM20-1000 | CSU795895 |
| BM20-1500 | CSU795896 |
| BM20-2000 | CSU795897 |
| BM20-3000 | CSU795898 |
| BM20-4000 | CSU795899 |
| BM20-5000 | CSU795900 |
| BM20-6000 | CSU795901 |

## 2 Vertical piece BM20F for beam systems

| Description | HDG (C4) |
|---|---|
| BM20F-1000 | CSU795902 |
| BM20F-1500 | CSU795903 |
| BM20F-2000 | CSU795904 |
| BM20F-3000 | CSU795905 |
| BM20F-4000 | CSU795906 |
| BM20F-5000 | CSU795907 |
| BM20F-6000 | CSU795908 |

## 3 Vertical piece BM20FS for beam systems



| Description | HDG (C4) |
|---|---|
| BM20FS-1000 | CSU795909 |
| BM20FS-1500 | CSU795910 |
| BM20FS-2000 | CSU795911 |
| BM20FS-3000 | CSU795912 |
| BM20FS-4000 | CSU795913 |
| BM20FS-5000 | CSU795914 |
| BM20FS-6000 | CSU795915 |

## 4 Beam clamp + Bolt set

| Beam flange thickness A | Description | HDG (C4) |
|---|---|---|
| 0-13 mm | 6BK- 13 mm | CSU795916 |
| | Bolt set 6BK- 13 mm | CSU795920 |
| 13-20 mm | 6BK- 20 mm | CSU795917 |
| | Bolt set 6BK- 20 mm | CSU795921 |
| 20-30 mm | 6BK- 30 mm | CSU795918 |
| | Bolt set 6BK- 30 mm | CSU795922 |
| 30-40 mm | 6BK- 40 mm | CSU795919 |
| | Bolt set 6BK- 40 mm | CSU795923 |

## 5 Beam clamp 5BK

| | HDG (C4) | ZP (C5) |
|---|---|---|
| 5BK-10 (max 13 mm) | 715675 | 716294 |
| 5BK-30 * (14-30 mm) | 718243 | 718487 |

* Use T-bolt M10x50

## 6 Rail 24/20

| | HDG (C4) | ZP (C5) |
|---|---|---|
| 2970 mm | 709795 | 716307 |

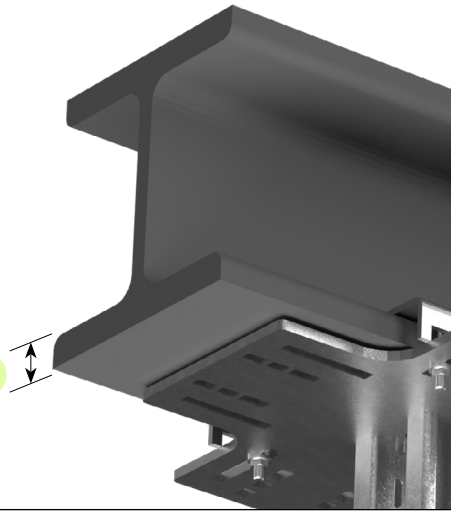

# Central suspension in trapezoidal ceilings

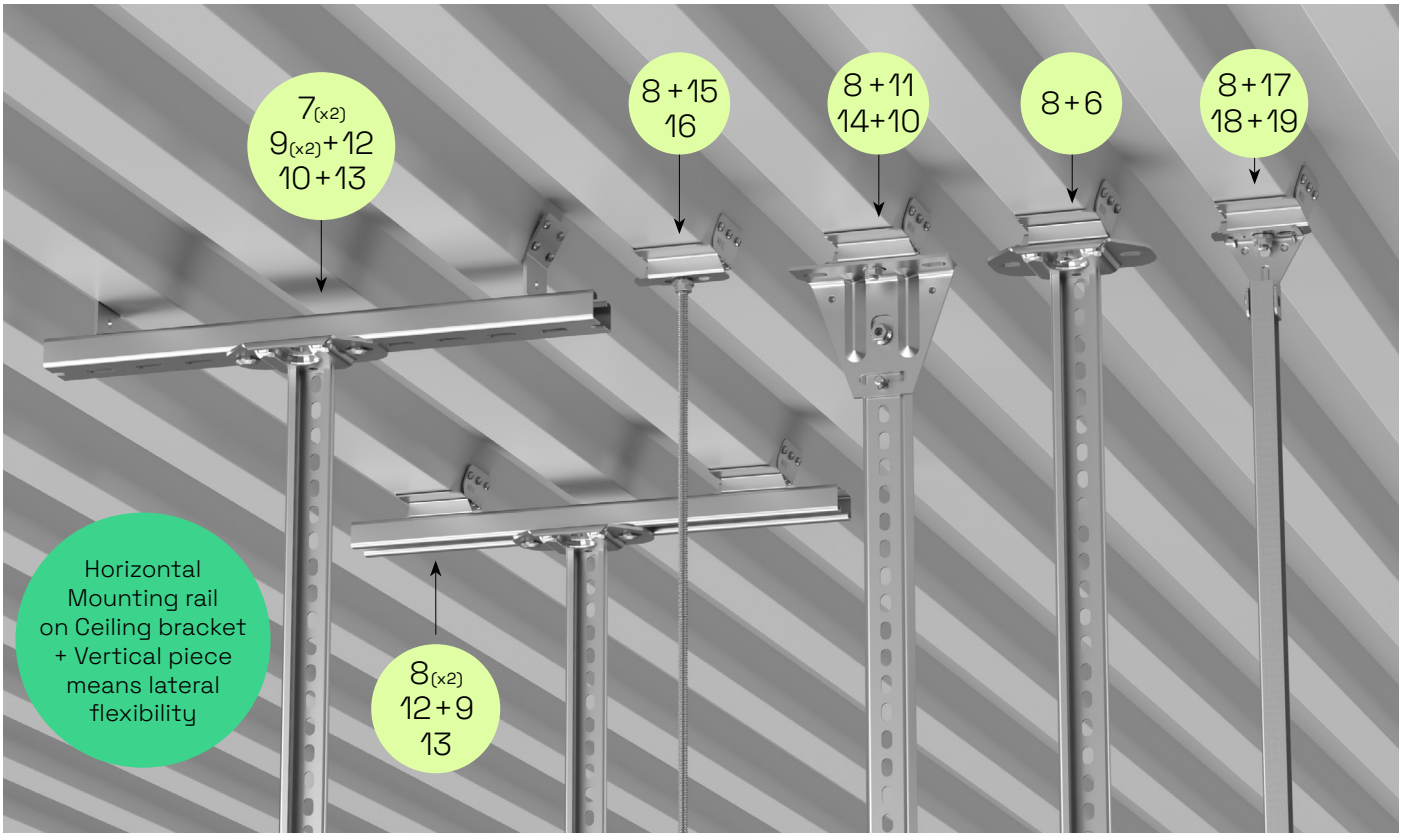


## 7 Ceiling bracket 5TP

To be used for installations of Vertical pieces 2, 2F and 20 in ceilings with a trapezoidal sheet profile.

| Beskr. | PG (C2) | HDG (C4) | ZP (C5) |
|---|---|---|---|
| 5TP | 725362 | 713153 | 716295 |

## 8 Ceiling bracket 5TPA

Ceiling bracket with telescopic function, to be used for mounting of various sizes of trapezoid plates. Including screw MVBF 8x16 and nut M6MF8. Breaking load: 150 kg without deformation.

| Beskr. | PG (C2) | HDG (C4) | AISI316L (CX) |
|---|---|---|---|
| 5TP | 732177 | 733487 | – |

## 9 T-bolt 26U

| Beskr. | HDG (C4) | ZP (C5) | AISI316L (CX) |
|---|---|---|---|
| M8x30 | CSU795595 | CSU795596 | CSU795596 |
| M10x30 | CSU795589 | – | CSU795592 |
| M10x40 | CSU795590 | – | – |
| M10x50 | CSU795591 | – | CSU795593 |

## 10 Bolt set 22S

| Beskr. | HDG (C4) | ZP (C5) | AISI316L (CX) |
|---|---|---|---|
| 8x16 | 713694 | 725582 | 725582 |

## 11 Ceiling bracket 5

| PG (C2) | HDG (C4) | ZP (C5) | AISI316L (CX) |
|---|---|---|---|
| 721101 | 718640 | 716293 | 725573 |

## 12 Mounting rail 40

24/48 Rail. Length 270 mm

| Length | HDG (C4) | ZP (C5) | AISI316L (CX) |
|---|---|---|---|
| 270 | 717001 | 729045 | – |

## 13 Vertical piece 2

| Length | HDG (C4) | ZP (C5) | AISI316L (CX) |
|---|---|---|---|
| 300 | 717191 | 716283 | 725557 |
| 400 | 717192 | 716284 | 725558 |
| 500 | 717193 | 716285 | 725559 |
| 700 | 717194 | 716286 | 725560 |
| 1000 | 717195 | 716287 | 725561 |
| End cap 28C | 789875 | 789875 | 789875 |

## 14 Pendant/fixing rail 24/34

| Length | PG (C2) | HDG (C4) | AISI316L (CX) |
|---|---|---|---|
| 292 | 725357 | – | – |
| 382 | 725358 | – | – |
| 495 | 725359 | – | – |
| 698 | 725360 | – | – |
| 990 | 725361 | – | – |
| 2970 | 721102 | – | – |
| End cap 28C | 789875 | – | – |

## 15 Threaded rod B41, W76

| Dimension | EG (C1) | HDG (C4) | AISI316L (CX) |
|---|---|---|---|
| M8-1000 | 1149451 | CSU794697 | 1149551 |
| M8-2000 | 1149452 | CSU734698 | 1149552 |
| M10-1000 | 1149461 | – | 1149561 |
| M10-2000 | 1149462 | – | 1149562 |
| M10-3000 | 716793 | – | – |

## 16 Flange Nut

| Dimension | EG (C1) | HDG (C4) | AISI316L (CX) |
|---|---|---|---|
| M8 | 1149405 | CSU794715 | 1149554 |
| M10 | 1149464 | – | 1149564 |

## 17 Ceiling attachment W31

| Beskr. | PG (C2) | HDG (C4) |
|---|---|---|
| W31 | 716816 | 734619 |

## 18 Pendant rail W32

| Beskr. | PG (C2) | HDG (C4) |
|---|---|---|
| W32 | 716798 | 734620 |

## 19 Bolt set W37

| Length | EG (C1) | HDG (C4) | AISI316L (CX) |
|---|---|---|---|
| W37 | 716799 | – | 725586 |

# Cantilever arms

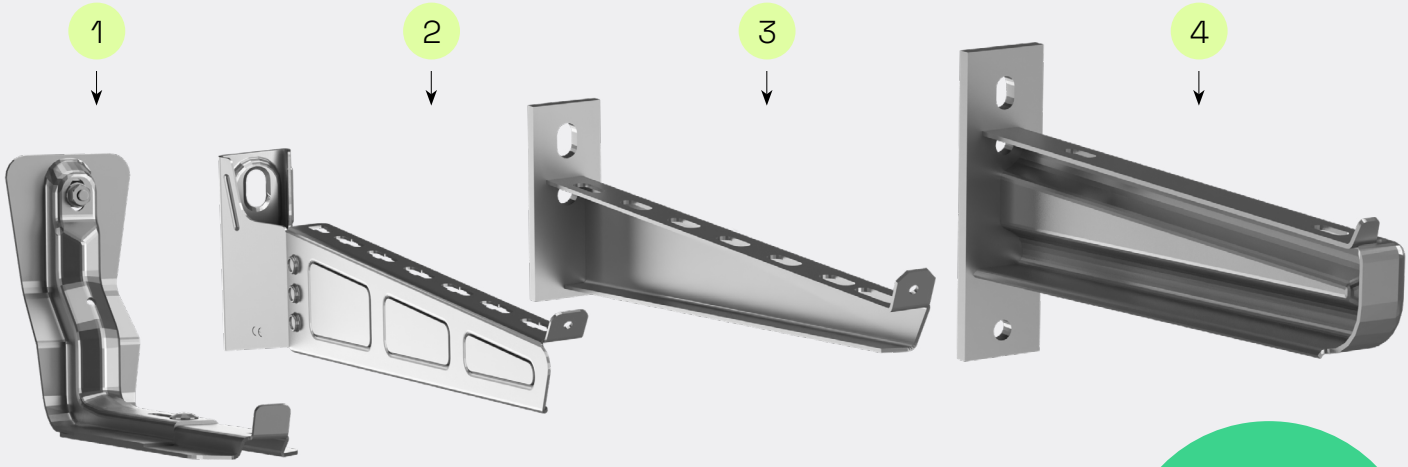


Cantilever arm 30 (width 500–600 mm) can be reinforced for heavy loads, with a WMS mounting rail, which is attached using coach bolts.

# Safe working load for cantilever arms

| | Width cantilever arm | 100 mm | 200 mm | 300 mm | 400 mm | 500 mm | 600 mm |
|---|---|---|---|---|---|---|---|
| 1 | Cantilever arm 30 (only for KHZSP) | – | 135 kg | 205 kg | 176 kg | 141 kg | 117 kg |
| 2 | Cantilever arm 50i | – | 126 kg | 129 kg | 138 kg | 176 kg | 176 kg |
| 3 | Cantilever arm 50 | 176 kg | 147 kg | 235 kg | 283 kg | 411 kg | 411 kg |
| 4 | Cantilever arm 50F | – | 588 kg | 588 kg | 647 kg | 588 kg | 647 kg |

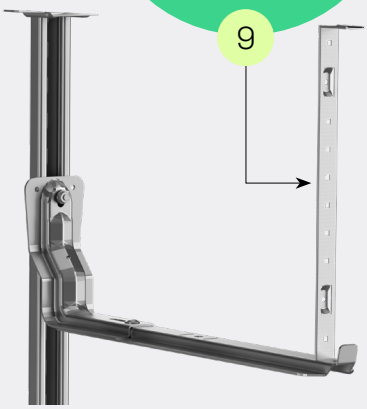


# Profile clamps and support pieces

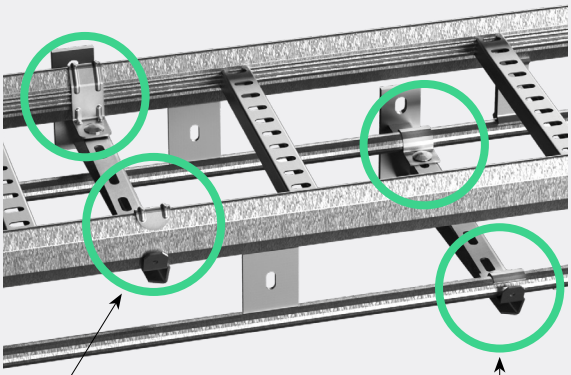



## 5 Profile clamp 42

Profile clamp to be used for installations where the cable ladder is to be fixed to cantilever arms, support brackets, etc.

Use with all Wibe cable ladders together with Cantilever arm 50/50i/50F or CS bracket 3.

## 6 Profile clamp 43

Profile clamp to be used for fixing cable ladders KHZV and KHZPV to cantilever arms, support brackets, etc.

Can also be used for fixing cable ladder KHZSP to CS bracket 6, Cantilever arm 30 and CLX³ CS bracket (usually not necessary).

## 7 Profile support piece 46

Profile support piece to be fitted between the ladder and the vault pipe when a support bracket/ cantilever arm is positioned between existing profile support pieces. For cable ladders KHZV and KHZPV.

## 1 Cantilever arm 30 (click installation, only for cable ladder KHZSP)

| Width | PG (C2) | PG (C2) White | HDG (C4) | ZP (C5) White | AISI 316L (CX) |
|---|---|---|---|---|---|
| 200 | 727777 | CSU795287 | – | – | – |
| 300 | 727778 | CSU795285 | – | – | – |
| 400 | 727779 | CSU795286 | – | – | – |
| 500 | 727780 | – | – | – | – |
| 600 | 727781 | CSU795288 | – | – | – |

## 2 Cantilever arm 50i

| Width | PG (C2) | PG (C2) White | HDG (C4) | ZP (C5) White | AISI 316L (CX) |
|---|---|---|---|---|---|
| 100 | 791412 | 791416 | CSU795316 | – | – |
| 200 | 791413 | 791417 | CSU795317 | – | – |
| 300 | 791414 | 791418 | CSU795318 | – | – |
| 400 | 791415 | 791419 | CSU795319 | – | – |
| 500 | CSU795322 | CSU795363 | CSU795320 | – | – |
| 600 | CSU795323 | CSU795364 | CSU795321 | – | – |

## 3 Cantilever arm 50

| Width | PG (C2) | PG (C2) White | HDG (C4) | ZP (C5) White | AISI 316L (CX) |
|---|---|---|---|---|---|
| 100 | – | – | 723432 | 723440 | 725618 |
| 150 | – | – | 723433 | 723441 | 725619 |
| 200 | – | – | 723434 | 723442 | 725620 |
| 250 | – | – | 723435 | 723443 | 725621 |
| 300 | – | – | 723436 | 723444 | 725622 |
| 400 | – | – | 723437 | 723445 | 725623 |
| 500 | – | – | 723438 | 723446 | 725624 |
| 600 | – | – | 723439 | 723447 | 725625 |
| 700 | – | – | 727125 | 727782 | – |
| 800 | – | – | 727126 | 727783 | – |
| 900 | – | – | 727127 | 727784 | – |
| 1000 | – | – | 727128 | 727785 | – |

## 4 Cantilever arm 50F (mainly for KHZV/KHZPV)

| Width | PG (C2) | PG (C2) White | HDG (C4) | ZP (C5) White | AISI 316L (CX) |
|---|---|---|---|---|---|
| 200 | – | – | 718624 | 714021 | – |
| 300 | – | – | 718625 | 714700 | – |
| 400 | – | – | 718626 | 714022 | – |
| 500 | – | – | 718627 | 718793 | – |
| 600 | – | – | 718628 | 714023 | – |
| 1000 | – | – | 712465 | 714024 | – |

## 5 Profile clamp 42

For fixing cable ladders to cantilever arms, support brackets, etc. M8 bolt and nut included.

| PG (C2) | PG (C2) White | Z+ (C4) | HDG (C4) | ZP (C5) White | AISI 316L (CX) |
|---|---|---|---|---|---|
| CSU795240 | CSU795360 | CSU795241 | CSU795242 | CSU795243 | 725763 |

## 6 Profile clamp 43



For fixing cable ladders KHZV and KHZPV to cantilever arms, support brackets, etc. M8 bolt and nut included.

| Description | HDG (C4) | ZP (C5) White | AISI 316L (CX) |
|---|---|---|---|
| 43 | 707511 | 714165 | 792893 |

## 7 Profile support piece 46

To be fitted between the ladder and the vault pipe when a support bracket is positioned between existing profile support pieces. For cable ladders KHZV and KHZPV.

| Description | HDG (C4) | ZP (C5) | AISI 316L (CX) |
|---|---|---|---|
| 46 | 708001 | 714179 | 792877 |

## 8 Mesh tray: Fitting B2 (w/o bolt & nut)

Mesh tray is mounted using 2x Fitting B2 and 2x Bolt set B13 on Cantilever arm 50i.

| Description | EG (C1) | HDG (C4) | AISI 316L (CX) |
|---|---|---|---|
| Beslag B2 | 1149155 | 1149255 | 1149355 |
| Bolt set B13 | 1149184 | 1149284 | 1149384 |

## 9 Mounting rail WMS25L

For mounting cables using cable ties, etc.
Mounted directly onto the wall.

| WxHxL | EG (C1) | HDG (C4) | AISI 316L (CX) |
|---|---|---|---|
| 27x6x2000 | – | CSU795597 | – |

# Cantilever arms for internal mounting in cable trays

## 10 Adjustable cantilever arm W1840

| Width | PG (C2) | PG (C2) White | PG (C2) Black | HDG (C4) | ZP (C5) White |
|---|---|---|---|---|---|
| 100 | 718360 | 729033 | - | 734578 | 783018 |
| 200 | 718361 | 729034 | - | 734579 | 783019 |
| 300 | 783587 | 783591 | - | 734580 | 783020 |
| 400 | 783588 | 783592 | - | 734581 | 783021 |
| 500 | 783589 | 783593 | - | 734582 | 783022 |
| 600 | 783590 | 783594 | CSU795853 | 734583 | 783023 |

## 11 Cantilever arm W17/40

| Width | PG (C2) | PG (C2) White | PG (C2) Black | HDG (C4) | ZP (C5) White |
|---|---|---|---|---|---|
| 100 | CSU795853 | 729029 | CSU795850 | 734572 | 783066 |
| 200 | 716912 | 729030 | CSU795851 | 734573 | 783067 |
| 300 | 716913 | 729031 | - | 734574 | 783068 |
| 400 | 716914 | 729032 | CSU795852 | 734575 | 783069 |

| | Width cantilever | 100 mm | 200 mm | 300 mm | 400 mm | 500 mm | 600 mm |
|---|---|---|---|---|---|---|---|
| 10 | W1840 | 100* | 80* | 110* | 100* | 65* | 50* |
| 11 | W17/40 | 100* | 80* | 110* | 100* | – | – |

* SWL (uniformly distributed load) at 3° deflection

# Central suspension brackets for cable ladder

Support bracket 3 can be mounted with all cable ladders. Support bracket 6 only with KHZSP.

On pendant

Tight against the ceiling
using Angle bracket W8S

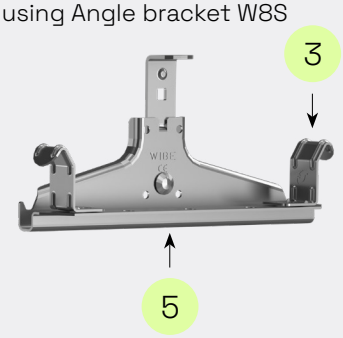


On pendant
using Angle bracket W8S

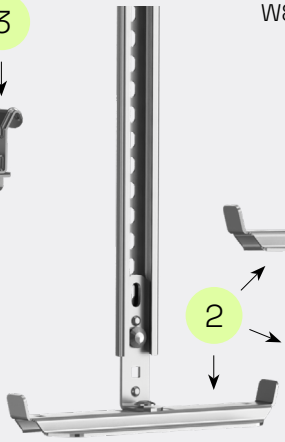


Tight against the ceiling
using Angle bracket W8S+ Ceiling bracket 5

On Threaded rod W76
using Flange nut B43



Bolt sets: p. 56

## 1 CS bracket 3

| Width | PG (C2) | PG White (C2) | HDG (C4) | ZP (C5) White | Sf (CX) |
|---|---|---|---|---|---|
| 150 | – | – | 720761 | 721862 | 726433 |
| 200 | 721869 | CSU795294 | 720762 | 721863 | 726434 |
| 300 | 721870 | CSU795295 | 720763 | 721864 | 726435 |
| 400 | 721871 | CSU795296 | 720764 | 721865 | 726436 |
| 500 | 721872 | – | 720765 | 721866 | 726437 |
| 600 | 721873 | CSU795297 | 720766 | 721867 | 726438 |

## 2 CS bracket 6

For center mounting of Cable Ladder KHZSP

| Width | PG (C2) | PG White (C2) | HDG (C4) | ZP (C5) White | Sf (CX) |
|---|---|---|---|---|---|
| 6-200 | 727582 | – | – | – | – |
| 6-300 | 727583 | – | – | – | – |
| 6-400 | 727584 | – | – | – | – |
| 6-500 | 727585 | – | – | – | – |
| 6-600 | 727586 | – | – | – | – |

## 3 Profile clamp 42

Used for mounting cable ladders on consoles, CS brackets, etc. Supplied with M8 bolt and nut.

| PG (C2) | PG (C2) White | HDG or Z+ (C4) | ZP (C5) White | AISI 316L (CX) |
|---|---|---|---|---|
| CSU795240 | CSU795360 | CSU795242 (HDG) | CSU795243 | 725763 |
| | | CSU795241 (Z+) | | |

## 4 Profile clamp 43

Used for mounting KHZSP on CS bracket 6, Cantilever arm 30 and CLX³. Supplied with M8 bolt and nut.

| Description | HDG (C4) | ZP (C5) White | AISI 316L (CX) |
|---|---|---|---|
| 43 | 707511 | 714165 | 792893 |

## Mount CS bracket 3 using ...

| | | |
|---|---|---|
| 5 | Bolt set 22S | Vertical piece 2 + 2F<br>Rail 24/34 + 24/48 |
| 6 | Bolt set 20S | Vertical piece 20 + BM20<br>Rail 24/20 |
| 7 | Bolt set 2S | Vertical piece 20F + BM20F<br>Rail 24/20F |

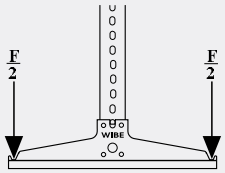


## SWL for CS bracket (uniformly distributed load)

| Width CS bracket | 150 | 200 | 300 | 400 | 500 | 600 |
|---|---|---|---|---|---|---|
| CS bracket 3 | 941 kg | 941 kg | 941 kg | 705 kg | 705 kg | 588 kg |
| CS bracket 6 mounted on Threaded rod W76 M10 | – | 294 kg | 282 kg | 176 kg | 129 kg | 100 kg |
| CS bracket 6 mounted on Pendant attachment W21 | – | 200 kg | 200 kg | 176 kg | 129 kg | 100 kg |

# How to use the universal Coupling 22

Can be used with KHZ, KHZP and KHZSP. This ingenious coupling allows mounting of horizontal or vertical branches at any desired angle. It can be used for bends, T-junctions, X-junctions, or as a riser.

| Description | PG (C2) | PG (C2) White | HDG (C4) | ZP (C5) | AISI 316L (CX) |
|---|---|---|---|---|---|
| Coupling 22 | 1122035 | 1120048 | 1122036 | 1122037 | 1122040 |

## Horizontal T-junction at any desired angle

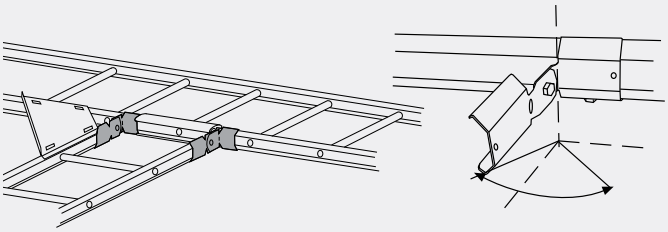

## Vertical riser at any desired angle

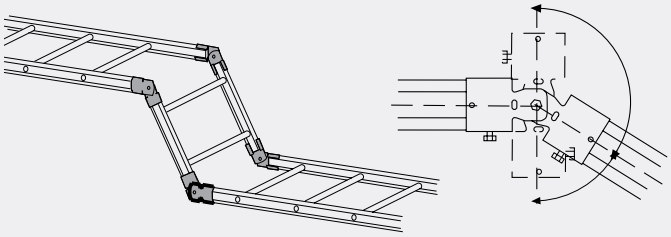

## Vertical branching (sideways)

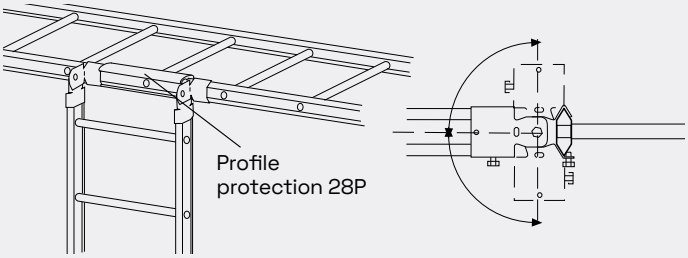


## Vertical branching (underneath)

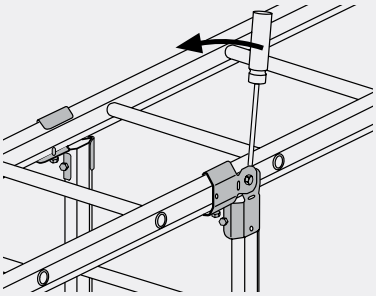

## Vertical cable ladder mounted at any angle 0-180°: Split Coupling 22 + Clamp 12 (p.24)

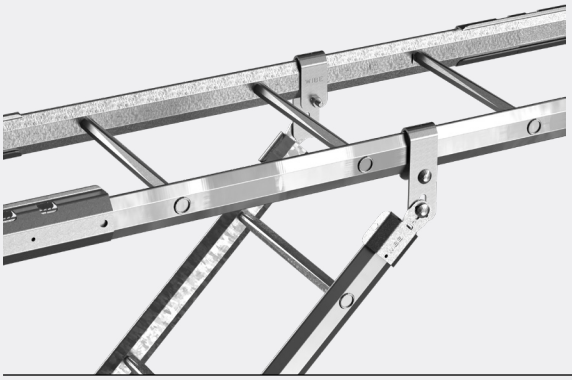

## Horizontal bend

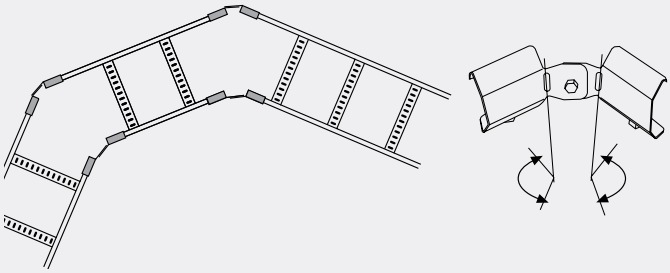

## Reducer (using Joint 21, p. 12-18)

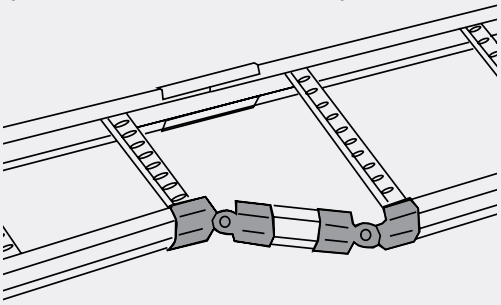

## Vertical branching under cable ladder with splitted Coupling 22 och sheet metal screw

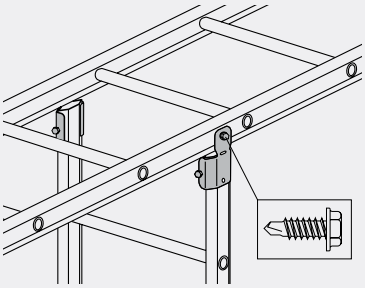

# Up to 5 times faster

## Complete the installation stress-free and in good time for the inspection, using the CLX³ click-to-install support system

Projects such as shopping malls, offices, hospitals and hotels are usually subject to severe time pressure. Logistics must work smoothly and installation must be fast and error-free to meet deadlines and inspections. The idea for CLX³ was born while supporting a customer during such a project. Why not make a suspension system for C1 and C2 environments that is very quick and easy to install? Which has a few components to simplify logistics, and which can be easily handled and installed by a single installer. And last but not least, that can be used for both cable ladders, mesh trays and cable trays.

### What is the best suited installation for CLX³?

It is above all in installations with long straight paths where the CLX³ excels, for example in corridors, culverts and large shopping malls. Here you can save a lot of time.

- Environments within corrosion class C1 and C2
- Long straight paths

Examples of suitable projects:

- Shopping malls
- Offices and hotels
- Hospitals and schools
- Warehouses

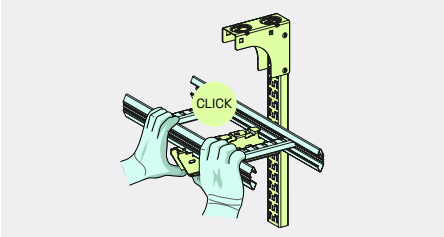


### Smart. Lean. Easy.

The CLX³ system is up to 5 times faster to install compared to standard assembly. Instead of using screws, clamps and fittings to lock cantilever arms, central suspension brackets and length material, the components are easily clicked into place in a few seconds. The pendant and rail are fixed with one or two screws, but otherwise no tools are required. To dismantle, all you need is a standard flathead screwdriver to release the latch.

### Can be handled by a single installer

CLX³ combined with Wibe's lightweight cable ladder KHZSP and Click-fix Joint 21 provides a quick and easy installation that can be done by one to two people, and the system is still not designed to handle console distances up to four meters. If desired, CLX³ can also be combined with Wibe's standard system.

# How does CLX³ work?

Attach the ceiling pendant with one or two screws to the ceiling. For sloping ceilings ≤25°, there is an adjustable ceiling bracket.

The CLX³ cantilever arm is clicked into the rail, and then the cable ladder KHZSP or Defem mesh tray is clicked into the bracket.

Central suspension bracket is available for cable ladder KHZSP, Defem mesh tray, and cable tray W1/40 and W3/40.

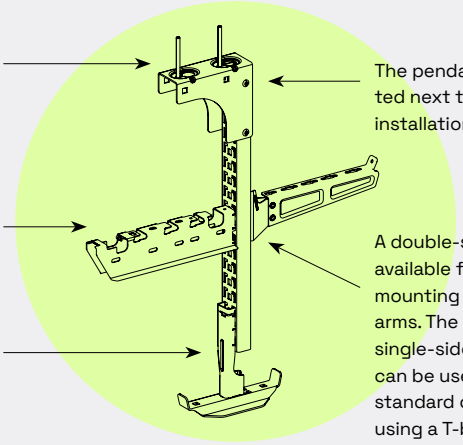

The pendant can be mounted next to a wall for a tight installation.

A double-sided pendant is available for symmetrical mounting of CLX³ cantilever arms. The backside of the single-sided CLX³ pendant can be used for mounting standard cantilever arms using a T-bolt.

# Easy to adjust and dismantle

To adjust or remove a CLX³ component, all you need is a flathead screwdriver. Use the screwdriver to release the locking tab on the cantilever or suspension bracket. Reset the tab before using the component again.

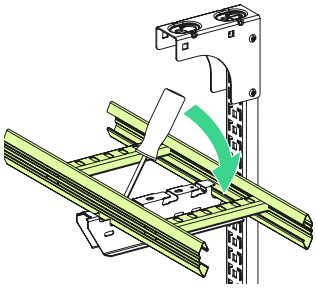

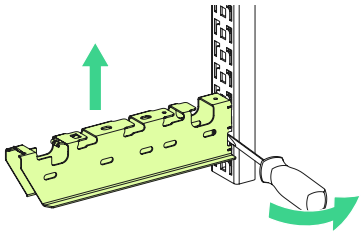

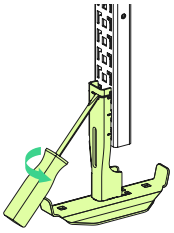

# Few components, easy logistics

A system with few components simplifies logistics with purchasing, stocking and installation on a project. The CLX³ range consists of cantilever arms, central suspension brackets for cable ladders, trays and mesh trays, pendants, rails and an adjustable ceiling bracket for mounting ceiling pendants on sloping ceilings.

# ”We will use CLX³ again”

The hospital in Nordmøre and Romsdal in Norway was among the first major projects to use CLX³ in virtually all installations, and the customer Bravida was very pleased with the result.

> ”We have received very positive feedback from the installers, who are saying CLX³ is easy to handle and easy to install, and that also proves that we are saving time in the production. So we are very pleased with the result. Based on the positive experiences we have had in this project we definitely want to use it again.” says Svein Valle, project manager at Bravida.

CLX³ has been on the market since 2019, and has been used in many projects since then, especially in commercial buildings.

Watch the video about the project at wibe-group.com

Up to 5 times faster to install

# CLX³ click-to-install support system

## Ceiling mounting cable ladder Wibe KHZSP

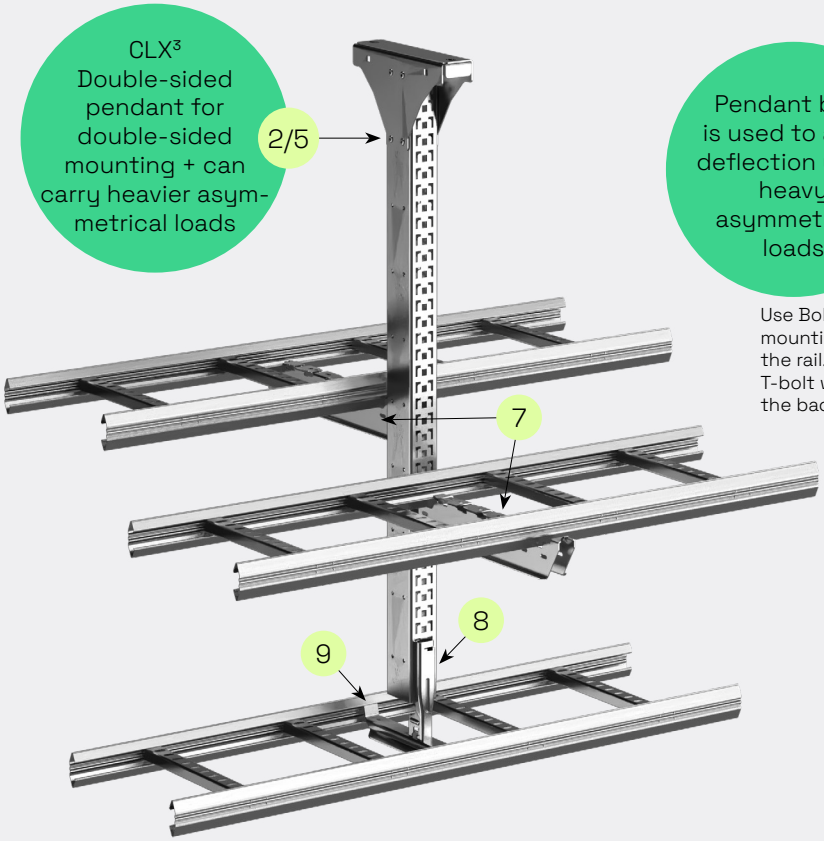


## Ceiling mounting mesh tray Defem 120-622 mm

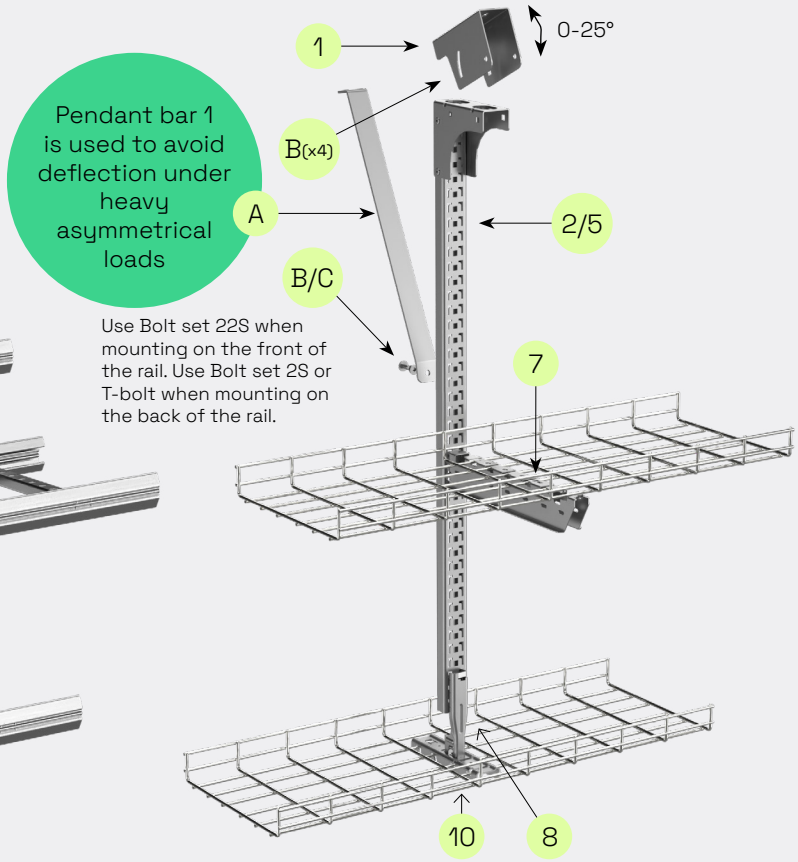


### 1 Adjustable ceiling plate CLX³

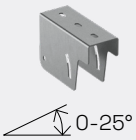


To combine with Pendant CLX³ when mounted in sloped ce-ilings ≤25°. Fixed with 4x Bolt set 22S.

| Description | PG (C2) |
|---|---|
| Ceiling plate CLX³ | CSU795639 |

### 2 Pendant CLX³ 24/48

| Length | PG (C2) |
|---|---|
| 300 mm | CSU795632 |
| 400 mm | CSU795633 |
| 500 mm | CSU795634 |
| 700 mm | CSU795635 |
| 1000 mm | CSU795636 |
| 1500 mm | CSU795638 |
| Joint 2FJ incl. bolts | CSU795325 |
| End cap | 709021 |

### 3 CLX³ Rail 24/48

| Length | PG (C2) |
|---|---|
| 300 mm | CSU795640 |
| 1000 mm | CSU795641 |
| 3000 mm | CSU795637 |
| End cap | 709021 |

### 4 CLX³ Wall bracket

| Description | PG (C2) |
|---|---|
| Wall bracket for CLX³ cantilever arm | CSU795804 |
| CLX³ Wall support for sandwich walls 550x99 mm | CSU796053 |

### 5 CLX³ Double-sided pendant

For double-sided in-stallation of cantilever arms, and for heavy asymmetric loads

| Length | PG (C2) |
|---|---|
| 300 mm | CSU795937 |
| 500 mm | CSU795938 |
| 700 mm | CSU795939 |
| 1000 mm | CSU795940 |
| 1500 mm | CSU795941 |
| Joint incl. bolts & nuts | CSU795943 |
| End cap | CSU795944 |

### 6 CLX³ Double-sided rail

Used to extend the double-sided pendant

| Length | PG (C2) |
|---|---|
| 1500 mm | CSU795942 |
| End cap | CSU795944 |

### 7 CLX³ Cantilever arm

| Width | PG (C2) |
|---|---|
| 100 mm | CSU795645 |
| 150 mm | CSU795872 |
| 200 mm | CSU795873 |
| 300 mm | CSU795874 |
| 400 mm | CSU795649 |
| 500 mm | CSU795650 |
| 600 mm | CSU795651 |

### 8 CLX³ CS adapter

| Description | PG (C2) |
|---|---|
| Adapter | CSU795700 |

Use CLX³ Central Suspension adapter together with highlighted brackets

## Ceiling mounting cable tray Wibe W1/40 + W3/40 + W70

## Wall mounting cable ladder Wibe KHZSP + mesh tray Defem 120-622 mm

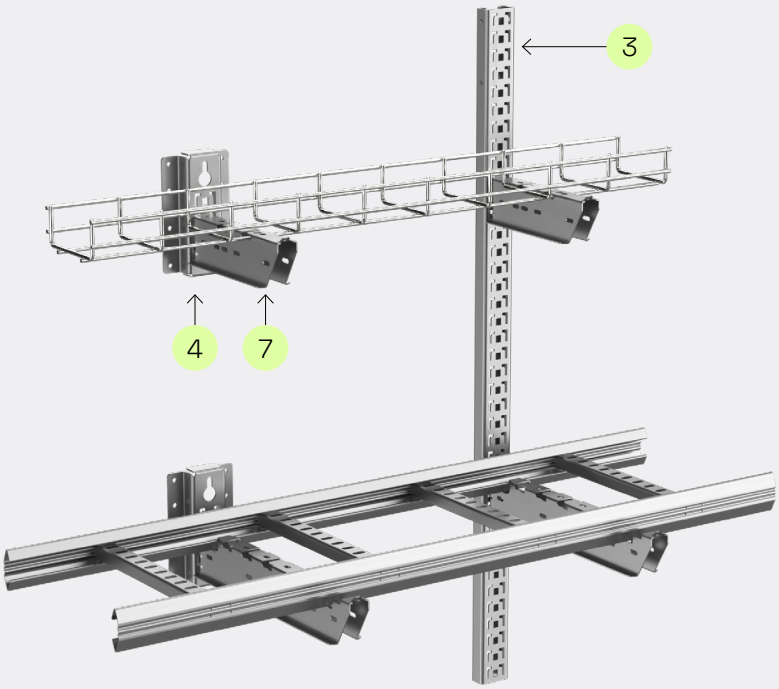


### 9 CLX³ CS bracket for KHZSP ladder

+ CLX³ Adapter CSU795700

| Use with | PG (C2) |
|---|---|
| KHZSP-200 | CSU795655 |
| KHZSP-300 | CSU795656 |
| KHZSP-400 | CSU795657 |
| KHZSP-500 | CSU795658 |
| KHZSP-600 | CSU795659 |

### 10 CLX³ CS bracket for Defem mesh trays

| Use with | PG (C2) |
|---|---|
| Defem 120-220 | CSU795665 |
| Defem 320 | CSU795666 |
| Defem 422 | CSU795668 |
| Defem 522-622 | CSU795667 |

+ CLX³ Adapter CSU795700

### 11 CLX³ CS bracket for cable tray Wibe W1/40, W3/40 and W70

| Use with tray width | PG (C2) |
|---|---|
| 70 | CSU795653 |
| 100 | CSU795654 |
| 200 | CSU795660 |
| 300 | CSU795661 |
| 400 | CSU795662 |
| 500 | CSU795663 |
| 600 | CSU795664 |

+ CLX³ Adapter CSU795700

### A Pendant bar 1

Mounted with 1 Bolt set 22S + expander.

| Length | PG (C2) |
|---|---|
| 300 mm | 792727 |
| 500 mm | 792728 |
| 800 mm | 792729 |

### B 22S Skrew set

| Description | HDG (C4) |
|---|---|
| 8x16 | 713694 |

### C 2S Skrew set

| Description | HDG (C4) |
|---|---|
| 8x40 | 715735 |

### D Profile clamp 43



For fixing KHZSP on CLX³ CS bracket (usually not necessary).

| Description | HDG (C4) |
|---|---|
| Incl. bolt & nut | 707511 |

### Length material

Cable ladder KHZSP PG
p.8

Mesh tray Defem EG
p.26

Cable tray W1/40 PG and W3/40 PG
p.36

Lighting trunking W70 PG
p.38

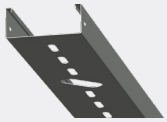

# Bolt sets etc

MOQ = Minimum Order Quantity

## Bolt set 2S

For fixing CS bracket 3 and Cantilever arms on Rail 24/20F and Angle bracket 5L against the opening on Rail 24/34 and 24/48. Includes bolt MVBF 8x40 and nut M6MF8.

| Description | MOQ | EG (C1) | HDG (C4) | ZP (C5) White | AISI 316L (CX) |
|---|---|---|---|---|---|
| 2S | 10 | – | 715735 | – | – |

## Bolt set 20S

For mounting CS bracket 3 on Rail 24/20 and Vertical piece 20. Angle bracket 5L on Rail 24/48 and 24/20. Includes bolt MVBF 8x60 and nut M6MF8.

| | | | | | |
|---|---|---|---|---|---|
| 20S | 10 | – | 715736 | – | – |

## Bolt set 22S

For mounting CS bracket 3 on Vertical piece 2 and 2F, CS bracket 3 and Ceiling bracket 5 on Rail 24/34 and 24/48, Angle bracket 5L mounted on rail, and rail back to back. Includes bolt MVBF 8x16 and nut M6MF8.

| | | | | | |
|---|---|---|---|---|---|
| 22S | 10 | – | 713694 | – | 725582 |

## Bolt set 25S

For mounting brackets on Wall support 550, suitable for all Cantilever arms and Rail 24/48. Includes bolt MVBF 8x25 and nut M6MF8.

| | | | | | |
|---|---|---|---|---|---|
| 25S | 10 | – | CSU795277 | – | CSU795587 |

## Bolt set B13

Used to mount joint fittings, angle brackets, CS bracket B39 etc. Includes bolt M6x25, Tensi-Lock, and Flange nut M6.

| | | | | | |
|---|---|---|---|---|---|
| B13 (50 st) | 50 | – | 1149184 | – | – |

## Bolt set W34

For fixing Dividing strip 35 and Tele conduit 36 on KHZSPZ+, KHZP and KHZPV. The set includes bolt MSCS 6x12 and nut M6MF6.

| | | | | | |
|---|---|---|---|---|---|
| W34 | 100 | 718473 | 734646 | – | – |
| W34 (Sf) | 10 | – | – | – | 725589 |

## Bolt set W36

For mounting of Pendant attachment W21 and Tube pendant attachment W73 on Joint W7. Also suitable for mounting of Cable tray on cantilever arm. The set includes bolt MVBF 8x16 + nut M6MF8.

| | | | | | |
|---|---|---|---|---|---|
| W36 | 10 | 715646 | – | – | 725581 |

## Bolt set W36C

For mounting the pendulum bracket W21 and pipe end bracket W73 on the CS bracket/joint W7. Set includes Slotted bolt M8x16+ jagged nut M6MF8.

| | | | | | |
|---|---|---|---|---|---|
| W36 | 10 | 783500 | – | – | – |

## Bolt set W37

Used for assembling Pendant attachment W21 and Ceiling bracket W31 with Pendant rail W32 and for jointing Pendant rail W32. Also for mounting CS bracket 3 on Vertical piece 20F. Includes bolt MVBF 8x35 and nut M6MF 8.

| Description | MOQ | EG (C1) | HDG (C4) | ZP (C5) White | AISI 316L (CX) |
|---|---|---|---|---|---|
| W37 | 10 | – | 716799 | – | 725586 |

## Bolt set W38P

Used for mounting joints, bends, T- and X-pieces, Shade ledge and suspended ceiling hangers. The bolt ensures potential equalization (IMPORTANT! The joints must be unpainted).

| Description | MOQ | EG (C1) | HDG (C4) | HDG (C4) White | HDG (C4) Black |
|---|---|---|---|---|---|
| W37 | 10 | – | 735177 | 782216 | CSU795841 |

## Plastic locking plug W41

Used for quick fixing of joints, bends and T-/X-pieces in cable trays and lighting trunking.

| Description | MOQ | Plastic | Plastic | Plastic | Plastic |
|---|---|---|---|---|---|
| W41 | 100 | 718645 | 718645 | 718645 | 718645 |

## T-bolt 26U

Used for installation with rails and ceiling pendants. Not used for installation with Rail 24/34 or Vertical piece 2.

| Description | MOQ | EG (C1) | HDG (C4) | ZP (C5) White | AISI 316L (CX) |
|---|---|---|---|---|---|
| M8x30 | 10 | – | CSU795595 | CSU795596 | CSU795596 |
| M10x30 | 10 | – | CSU795589 | – | CSU795592 |
| M10x40 | 10 | – | CSU795590 | – | – |
| M10x50 | 10 | – | CSU795591 | – | CSU795593 |

## Spring nut

For mounting devices (Electrical enclosure cabinets, etc.) on Rail 24/48. Bolt M6S M10x20 is used together with Spring nut M10 for mounting Cantilever arm 50 on Rail 24/48.

| | | | | | |
|---|---|---|---|---|---|
| Spring nut M8 | 10 | – | 716407 | – | – |
| Spring nut M10 | 10 | – | – | – | 728622 |
| Bolt M6S M10x20 | 10 | – | – | – | 728649 |



## Back nut

Used for mounting vertical pieces etc. in the perforated rung of cable ladders KHZSP, KHZSPZ+, KHZP, KHZPS and KHZPV.

| | | | | | |
|---|---|---|---|---|---|
| Back nut M8 | 10 | – | 718632 | – | – |

# Cable rollers

## Cable roller S (for cable ladder)

For easier cable routing. Mounted on side profiles on all Wibe cable ladders. Fits on outer/inner profile in all 90° bends, T- and X-pieces and vertical risers. The cable rollers are vertically adjustable by 45 mm to provide space for cable under the roller.

| Description | EG (C1) | HDG (C4) | ZP (C5) Vit | AISI 316L (CX) |
|---|---|---|---|---|
| Cable roller S | 718660 | — | — | — |

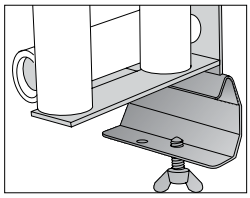

When mounting on 90° bends, T- and X-pieces, the inner mounting hole is used.

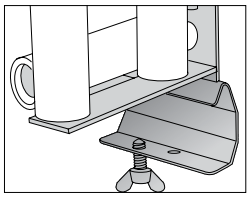

For mounting on cable ladders (length material), the outer mounting hole is used.

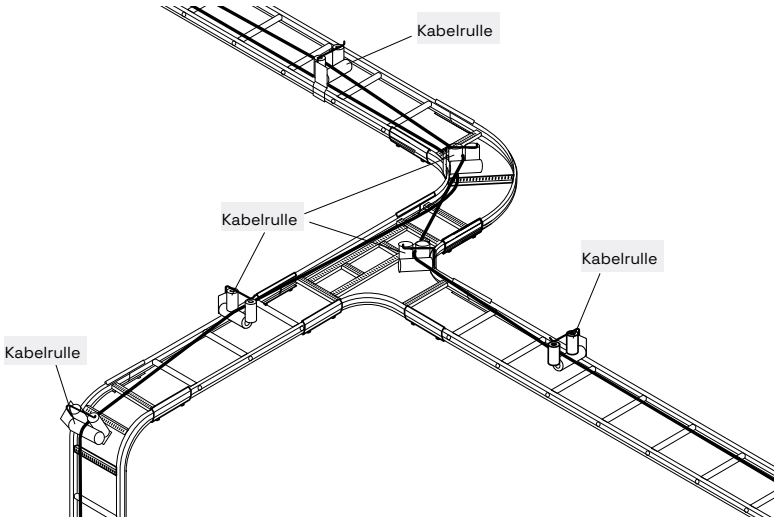


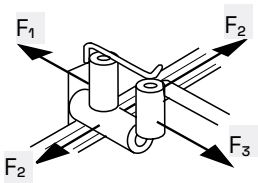


## Permissible load

F1=100 kg (KHZ, KHZP, KHZV), 35 kg (KHZSP)
F2=125 kg (KHZ, KHZP, KHZV), 35 kg (KHZSP)
F3=100 kg (KHZ, KHZP, KHZV), 35 kg (KHZSP)

## Cable roller 38 Rig'n roll (cable ladder)

For mounting on Wibe cable ladders with associated T-/X-pieces and bends.

| Description | EG (C1) | HDG (C4) | ZP (C5) White | AISI 316L (CX) |
|---|---|---|---|---|
| 38 Rig'n roll | — | — | — | 1600455 |
| Väska för Kabelrulle 38 Rig'n roll | — | — | — | 1600456 |
| Kabelrullesats 66 (1 väska + 10 st Kabelrulle 38 Rig'n roll) | — | — | — | 1600457 |

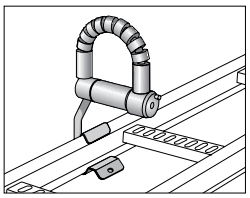

Cable roller 38 is mounted on the cable ladder profile.

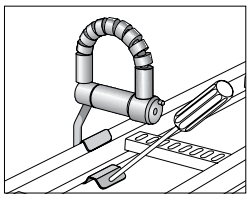

Disassembly is made easier using a screwdriver.



The cable roller is opened by pressing the release button and folding the clip.

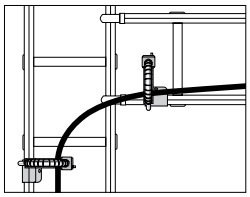

The cable roller works in all directions

## Cable roller B25 (for mesh tray)

Patented cable reel that attaches directly to the Mesh tray without using tools.

| Description | EG (C1) | HDG (C4) | ZP (C5) White | AISI 316L (CX) |
|---|---|---|---|---|
| B25 | — | — | — | 1653955 |

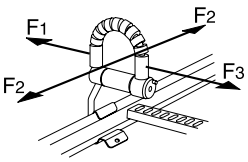


## Permissible load

F1= 20 kg (KHZ, KHZP, KHZV, KHZSP)
F2= 50 kg (KHZ, KHZP, KHZV, KHZSP)
F3= 50 kg (KHZ, KHZP, KHZV), 25 kg (KHZSP)

# Fixings

## Expander bolt

### TEX

Expander bolt including nut and washer. Suitable for installations in concrete or natural stone materials. Fast-grip design – the bolt secures with just a few turns of the nut.

| Description | Qty/pkg | PG (C2) | HDG (C3) | AISI 316L (CX) |
|---|---|---|---|---|
| M6x40 | 100 | IMT38005 | IMT38013 | IMT38021 |
| M6x70 | 100 | IMT38006 | IMT38014 | IMT38022 |
| M8x50 | 100 | IMT38007 | IMT38015 | IMT38023 |
| M8x95 | 50 | IMT38008 | IMT38016 | IMT38024 |
| M10x60 | 50 | IMT38009 | IMT38017 | IMT38025 |
| M10x105 | 25 | IMT38010 | IMT38018 | IMT38026 |
| M12x85 | 25 | – | IMT38019 | – |
| M12x125 | 25 | – | IMT38020 | – |

### Technical data – Shear / Tensile strength (1 kN ≈ 100 kg)
### Concrete grade: C20/25

| Description | Installation Depth (mm) | Serviceability Limit State (kN) | Safety Class 1 (kN) | | Safety Class 2 (kN) | | Practical Load Capacity (kN) | | Accidental Load (kN) | |
|---|---|---|---|---|---|---|---|---|---|---|
| | | | Shear | Tensile | Shear | Tensile | Shear | Tensile | Shear | Tensile |
| M6 | 28 | 4,5 | 2,9 | 2,8 | 2,6 | 2,5 | 2,2 | 2,1 | 5,1 | 5,1 |
| M8 | 35<br>55 | 8,7<br>9,0 | 6,4<br>– | 4,5<br>5,9 | 5,8<br>– | 4,1<br>5,3 | 4,8<br>– | 3,4<br>4,4 | 12<br>– | 8,9<br>10,7 |
| M10 | 40<br>70 | 9,9<br>16,2 | 9,8<br>– | 5,2<br>10,6 | 8,9<br>– | 4,7<br>9,6 | 7,4<br>– | 3,9<br>8,0 | 18,6<br>– | 9,9<br>21,1 |
| M12 | 60<br>80 | 20,4<br>20,7 | 14,3<br>– | 10,7<br>15,0 | 13,0<br>– | 9,7<br>13,6 | 10,8<br>– | 8,1<br>11,4 | 27,7<br>– | 20,2<br>28,6 |

## Installation information

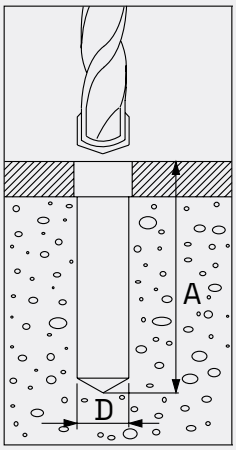


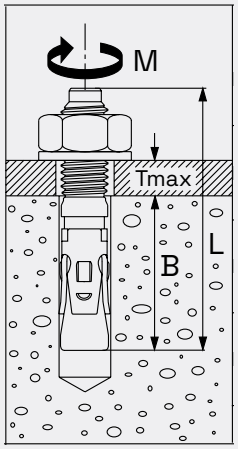


| Dim TEX | L Length Expander (mm) | D Drill diam. (mm) | A Drill depth (mm) | T (mm) | B (mm) | Torque M (Nm) | Edge Distance (mm) |
|---|---|---|---|---|---|---|---|
| M6 x | 40 | 6 | 37 | 3 | 28* | 8 | 60 |
| M6 x | 70 | 6 | 67 | 26 | 35* | 8 | 60 |
| M8 x | 50 | 8 | 48 | 5 | 35* | 23 | 80 |
| M8 x | 95 | 8 | 93 | 30 | 55 | 23 | 80 |
| M10 x | 60 | 10 | 57 | 7 | 40 | 35 | 100 |
| M10 x | 105 | 10 | 102 | 22 | 70 | 35 | 100 |
| M12 x | 85 | 12 | 82 | 10 | 60 | 55 | 120 |
| M12 x | 125 | 12 | 122 | 30 | 80 | 55 | 120 |

*Installation depths less than 40 mm are only permitted in Safety Class 1.

**Safety Class 1:** Fastening of installations such as ventilation ducts and cable ladders, or external wall cladding of limited height, e.g. facing brick walls up to 3.5 metres. This also includes lightweight suspended ceilings such as acoustic panels, etc. Also applicable to joints intended to fix positions with low loads.

**Edge distance and spacing between fasteners:** Recommended edge distances are listed in the table above for each dimension. Near a corner, the edge distance should be 3 times the stated value. The spacing between two expanders in a joint should be 2 times the stated edge distance.

## Rounded head

Concrete screw with rounded head. Suitable for concrete and solid brick materials. Installation using screwdriver or spanner.

| Description | Qty/ pkg | EG (C1) | HDG (C4) | AISI 316L (CX) |
|---|---|---|---|---|
| 5x30<br>Bit Type T-20 | 200 | IMT38040 | – | – |

## With hex head

Concrete screw with hexagonal head. Suitable for concrete and solid brick materials. Installation using screwdriver or spanner.

| Width | Qty/ pkg | EG (C1) | HDG (C4) | AISI 316L (CX) |
|---|---|---|---|---|
| 7,5x35<br>Spanner size 13 mm | 100 | IMT38027 | – | – |
| 10x60<br>Spanner size 16 mm | 50 | IMT38030 | IMT38043 | – |

## With hex head, including washer

Concrete screw with hexagonal head. Suitable for concrete and brick materials. Installation using screwdriver or spanner.

| Description | Qty/ pkg | EG (C1) | HDG (C4) | AISI 316L (CX) |
|---|---|---|---|---|
| 6x40<br>Washer 7x16x1,5<br>Spanner size 10 mm | 100 | IMT38042 | – | – |
| 6x50<br>Washer 7x16x1,5<br>Spanner size 10 mm | 100 | IMT38038 | – | – |
| 6x60<br>Washer 7x16x1,5<br>Spanner size 10 mm | 100 | IMT38039 | – | – |
| 7,5x40<br>Washer 8x19x1.5<br>Spanner size 13 mm | 100 | IMT38028 | – | – |
| 7,5x50<br>Washer 8x19x1.5<br>Spanner size 13 mm | 50 | IMT38029 | – | – |

## With hex head and integrated washer

Concrete screw with hexagonal head and integrated washer. Suitable for concrete and solid brick materials. Installation using screwdriver or spanner.

| Width | Qty/ pkg | EG (C1) | HDG (C4) | AISI 316L (CX) |
|---|---|---|---|---|
| 7,5x50/65<br>Spanner size 8 mm | 50 | – | – | 1556694 |
| 7,5x50<br>Spanner size 10 mm | 50 | IMT38050 | – | – |
| 7,5x70<br>Spanner size 10 mm | 50 | – | IMT38051 | – |
| 6x40<br>Spanner size 8 mm | 100 | – | – | – |
| 7,5x50<br>Spanner size 10 mm | 50 | – | IMT38046 | – |

## Maximum recommended load for Multi Monti concrete screws in concrete

| Screw size | | | MMS-5 | | MMS-6 | | | MMS-7.5 | | | MMS-10 | |
|---|---|---|---|---|---|---|---|---|---|---|---|---|
| Max. recommended tensile load per screw (not near edge) | | | | | | | | | | | | |
| Cracked concrete | | kN | nr | 1,8 | nr | 1,7 | 2,7 | nr | 2,6 | 3,8 | 3,6 | 4,9 |
| Non-cracked concrete | | kN | 1,9 | 2,6 | 1,9 | 2,4 | 3,8 | 2,2 | 3,7 | 5,3 | 5,0 | 6,8 |
| Max. recommended shear load per screw (not near edge) | | | | | | | | | | | | |
| Cracked concrete | | kN | nr | 2,0 | nr | 1,5 | 3,1 | nr | 2,4 | 3,4 | 4,5 | 7,9 |
| Non-cracked concrete | | kN | nr | 2,0 | nr | 2,1 | 3,1 | 1,9 | 3,4 | 3.4 | 6,3 | 7,9 |
| Max. recommended bending load per screw | | | | | | | | | | | | |
| | | Nm | nr | nr | nr | 5,1 | 5,1 | 9,4 | 9,4 | 9,4 | 18,7 | 18,7 |
| Minimum Centre-to-Centre distance and minimum edge distance | | | | | | | | | | | | |
| Embedment depth | hnom≥ | mm | 30 | 35 | 30 | 35 | 45 | 35 | 45 | 55 | 55 | 65/75 |
| Minimum distance | smin = | mm | 35 | 35 | 40 | 40 | 40 | 40 | 40 | 40 | 50 | 50 |
| Minimum edge distance | cmin = | mm | 35 | 35 | 40 | 40 | 40 | 40 | 40 | 40 | 50 | 50 |
| Concrete thickness | hmin = | mm | – | – | – | 100 | 100 | 100 | | | 120 | |

## Techical information

| | | | L mm | $t_{fix}$ mm | SW mm | $d_f$ mm | $h_1$ mm | Ø $d_0$ mm | $h_{nom}$ mm | $T_{inst}$ Nm |
|---|---|---|---|---|---|---|---|---|---|---|
| MMS-P | 5 x 30 | 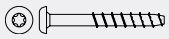 | 30 | 1 | T25 | 6 | 35 | 4 | 30 | 8 |
| MMS-S | 6 x 40 |  | 40 | 5 | 10 | 7 | 45 | 5 | 35 | 12 |
| MMS-S | 6 x 50[1] | | 50 | 5 | 10 | 7 | 55 | 5 | 45 | 12 |
| MMS-S | 6 x 60[1] | | 60 | 15 | 10 | 7 | 55 | 5 | 45 | 12 |
| MMS-S | 7,5 x 35 | | 35 | 1 | 13 | 9 | 40 | 6 | 35 | 20 |
| MMS-S | 7,5 x 40 | | 40 | 5 | 13 | 9 | 45 | 6 | 35 | 20 |
| MMS-S | 7,5 x 50[1] | | 50 | 5 | 13 | 9 | 55 | 6 | 45 | 20 |
| MMS-S | 10 x 60[1] | | 60 | 5 | 16 | 12 | 65 | 8 | 55 | 50 |
| MMS-S | 7,5 x 50/65[3] | 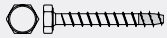 | 50 | 5 | 13 | 9 | 70 | 6 | 45 | 20 |
| MMS-MF | 6 x 40 | 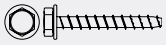 | 40 | 5 | 10 | 7 | 45 | 5 | 35 | 12 |
| MMS-MF | 6 x 50[1] | | 50 | 5 | 10 | 7 | 55 | 5 | 45 | 12 |
| MMS-MF | 6 x 60[1] | | 60 | 15 | 10 | 7 | 55 | 5 | 45 | 12 |
| MMS-MF | 7,5 x 50[1] | | 50 | 5 | 13 | 9 | 55 | 6 | 45 | 20 |
| MMS-MF | 7,5 x 70[2] | | 70 | 5 | 13 | 9 | 75 | 6 | 65 | 20 |

1) DIBt Zulassung Nr. Z-21.1-1503
2) ETA 05/0010
3) Stainless steel AISI316L (CX)

# Introducing Mita Flex

## Cable management system in GRP for harsh environments

Mita Flex is our new cable management system for demanding environments. Mita Flex is made of GRP, a strong and highly durable material often used in very corrosive environments. The Mita Flex family consists of cable ladders and cable trays, as well as the MultiFlex support system, which makes it easy to create customized solutions. The Mita Flex core range shown here is suitable for the most common types of installations, and has short delivery time. In addition, there is also a larger range available for special orders.

### What is GRP?

GRP stands for glass fiber reinforced polymer, a material that withstands extremely tough conditions and is easy to work with. It is highly resistant to corrosion (we recommend GRP for environmental corrosivity classes C5 and CX), UV radiation, and most chemicals. In its standard form (PY1), it is also non-conductive and no earth is needed.

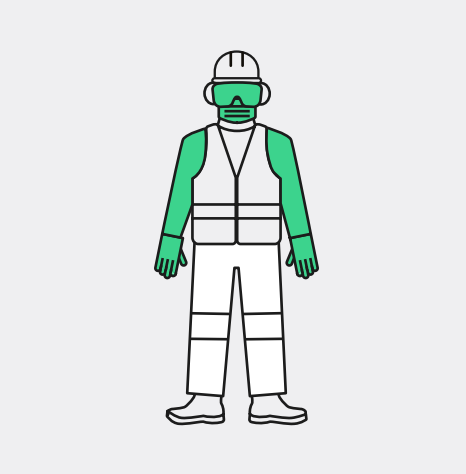

### Working with GRP

Mita Flex GRP is easy to cut and drill, and has a low weight relative to its strength. Cutting and drilling can be done easily using standard saws and drilling equipment. For best results, we recommend diamond or carbide-tipped saw blades and carbide drill bits. Always wear safety goggles, a face mask, and gloves when working with GRP, and preferably a long-sleeved shirt or jacket as well.

### MultiFlex support system

The MultiFlex core range consists partly of ready-made brackets and central support brackets, and partly of profiles that, together with reinforcement plates, angle brackets, and ceiling/wall brackets, make it possible to create customized support brackets.

Scan the code using your mobile camera to download the mounting instruction

## Drill templates

Drilling templates are available to match the hole pattern on the profiles to the various reinforcement plates. When cutting cable ladders and cable trays, a drilling template is used for making holes for joints, hinges, brackets etc. See the mounting instruction for more details.

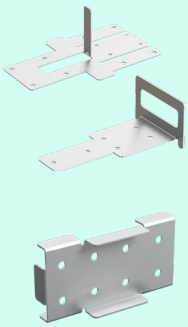



## Attaching Cable Ladders and Cable Trays

Cable ladders and trays are mounted to brackets using clamps, bolts, and spring nuts. Cable trays can also be mounted on LW/HD cantilever arms using only M10 bolts and spring nuts. For central support  brackets, use clamps and bolt sets.

- For mounting accessories (joints, angle adjustments, etc.) on cable ladders: use Bolt Set M10x25 mm.
- For mounting accessories in stainless steel 316L on cable trays: use Bolt Set M6x12 mm.
- For GRP accessories on cable trays: use Bolt Set M6x16 mm.







# GRP cable ladder LM100 (CX)

## LM100 is a high-sided cable ladder

GRP is strong, very resistant to corrosion, easy to work with and does not conduct electricity.

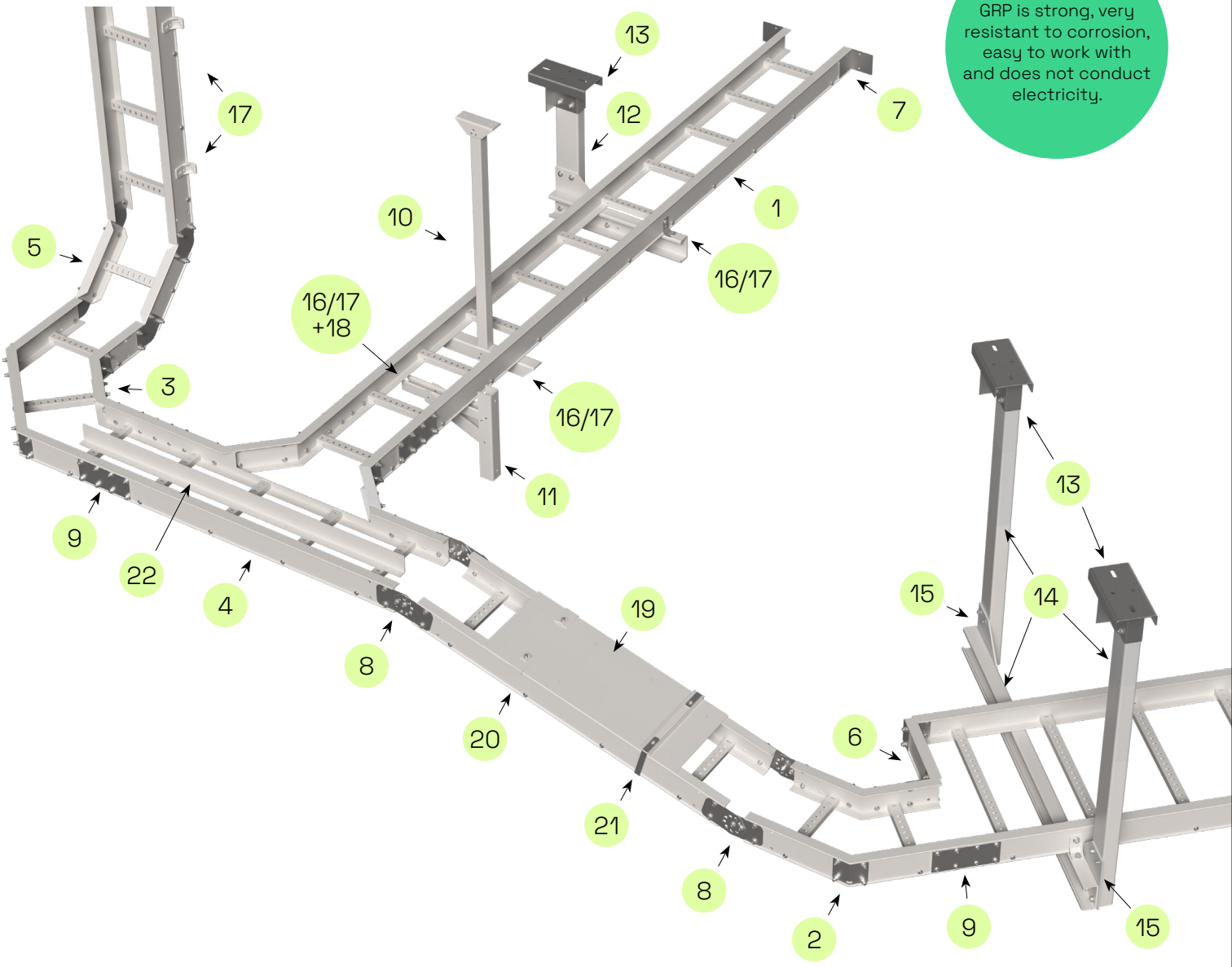


## Length material and form pieces

### 1 Cable ladder LM100

| Width x Length | GRP (CX) |
|---|---|
| 200 x 3000 | MLM1148PC1 |
| 300 x 3000 | MLM1143PC1 |
| 400 x 3000 | MLM1155PC1 |
| 600 x 3000 | MLM1145PC1 |
| Drill template | MD2251SS |

### 3 Flat Elbow 90° LM100

| Width | GRP (CX) |
|---|---|
| 200 | MLF1150PC1 |
| 300 | MLF1426PC1 |
| 400 | MLF1151PC1 |
| 600 | MLF1428PC1 |

### 5 Flexi riser int. 90° LM100

| Width | GRP (CX) |
|---|---|
| 200 | MLF1156PC1 |
| 300 | MLF1489PC1 |
| 400 | MLF1157PC1 |
| 600 | MLF1491PC1 |

### 2 Flat Elbow 45° LM100

| Width | GRP (CX) |
|---|---|
| 200 | MLF1152PC1 |
| 300 | MLF1440PC1 |
| 400 | MLF1153PC1 |
| 600 | MLF1442PC1 |

### 4 Equal Tee LM100

| Width | GRP (CX) |
|---|---|
| 200 | MLF1154PC1 |
| 300 | MLF1454PC1 |
| 400 | MLF1155PC1 |
| 600 | MLF1456PC1 |

### 6 Z reducer LM100

| Width | GRP (CX) |
|---|---|
| 200 | MLM2227PC1 |
| 300 | MLM2260PC1 |

## Mounting accessories

### 7 Angle bracket 90° LM100

| Description | (CX) |
|---|---|
| GRP (PC1) | MLM2253PC1 |
| Stainless steel (SS) | MLM2222SS |
| Bolt set M10x25 (SS) | M4804SS |

### 8 Vertical hinge adjust. LM100

| Description | (CX) |
|---|---|
| GRP (PC1) | MLM2254PC1 |
| Stainless steel (SS) | MLM2223SS |
| Bolt set M10x25 (SS) | M4804SS |



### 9 Splice Plate LM100

| Description | (CX) |
|---|---|
| GRP (PC1) | MLM2326PC1 |
| Stainless steel (SS) | MLM2328SS |
| Bolt set M10x25 (SS) | M4804SS |

## Central suspension and cantilever arms

### 10 CS bracket

| Width x Height | GRP (CX) |
|---|---|
| 200x500 | MS41655PC1 |
| 200x1000 | MS416510PC1 |
| 300x500 | MS41605PC1 |
| 300x1000 | MS416010PC1 |
| 400x500 | MS41615PC1 |
| 400x1000 | MS416110PC1 |
| 600x500 | MS41635PC1 |
| 600x1000 | MS416310PC1 |

### 11 HD cantilever arm

| Width | GRP (CX) |
|---|---|
| 200 | MCS4121PC1 |
| 300 | MCS4122PC1 |
| 400 | MCS4125PC1 |
| 600 | MCS4124PC1 |

### 12 L-bracket

| Width | GRP (CX) |
|---|---|
| 200 | MS4165PC1 |
| 300 | MS4166PC1 |
| 400 | MS4167PC1 |
| 600 | MS4169PC1 |

### 13 Starter bracket

| Description | C4 | CX |
|---|---|---|
| SS (CX) | MS4157SS | |
| HDG (C4) | MS4155S | |
| Bolt set M10x25 (CX) | M4804SS | |

### Angle Bracket 90°

| Dimensions | GRP (CX) |
|---|---|
| 100x100mm | MS4184PC1 |

### 14 Channel support profile

| Description | (CX) |
|---|---|
| 100x50 (3m) | MS4101PC1 |
| 53x40 (3m) | MS4130PC1 |
| Drill template | MD2253SS |



### 15 Gusset Plate

| Width | GRP (CX) |
|---|---|
| T-100 | MS4103PC1 |
| L-100 | MS4102PC1 |
| Bolt hex M10x30 (SS) | M4809SS |
| Hex flange nut M10 (SS) | M4810SS |

## Fixing clamps etc.



### 16 Flange fixing clamp

For mounting cable ladder on console and CS bracket.

| | AISI 316L (CX) |
|---|---|
| Clamp | MCT2125SS |
| Bolt set M10x25 | M4804SS |

### 17 Fixing clamp/ Wall bracket

For external mounting of cable ladder on console and CS bracket. Can also be used for wall-mounting.

| Material | (CX) |
|---|---|
| GRP | MCT2124PC1 |
| SS | MCT2123SS |
| Bolt set M10x25 | M4804SS |

### 18 Channel spring nut M10

For mounting cable ladder on HD cantilever arm (used with one of the fixing clamps + bolt M10)

| Material | GRP (CX) |
|---|---|
| Spring nut | M4829PC1 |
| Bolt M10x25 | M4811SS |

## Accessories



### 19 Cover for Cable Ladder

| Width x Length | GRP (CX) |
|---|---|
| 200x3000 | MLC1158PC1 |
| 300x3000 | MLC1659PC1 |
| 400x3000 | MLC1159PC1 |
| 600x3000 | MLC1661PC1 |

### 20 Cover fixing clamp

| | GRP (CX) |
|---|---|
| Incl. bolt & nut | MCC2331PC1 |

### 21 HD cover clamp

| Width | GRP (CX) |
|---|---|
| 200 | MCL3241PC1 |
| 300 | MCL3242PC1 |
| 400 | MCL3243PC1 |
| 600 | MCL2373PC1 |



### 22 Divider LM100

| | GRP (CX) |
|---|---|
| 70x30 x3000 | MLM2272PC1 |
| Bolt set M6x16 (SS) | M4824SS |

### GRP bolt and rod

| Description | GRP (CX) |
|---|---|
| Bolt M10x50 | M4115PC1 |
| Flange nut M10 Hex | M4816PC1 |
| Threaded rod M10, 3m | M4817PC1 |

# GRP cable tray CT50 (CX)

CT50 is a 50 mm high cable tray.

GRP is strong, very resistant to corrosion, easy to work with and does not conduct electricity.

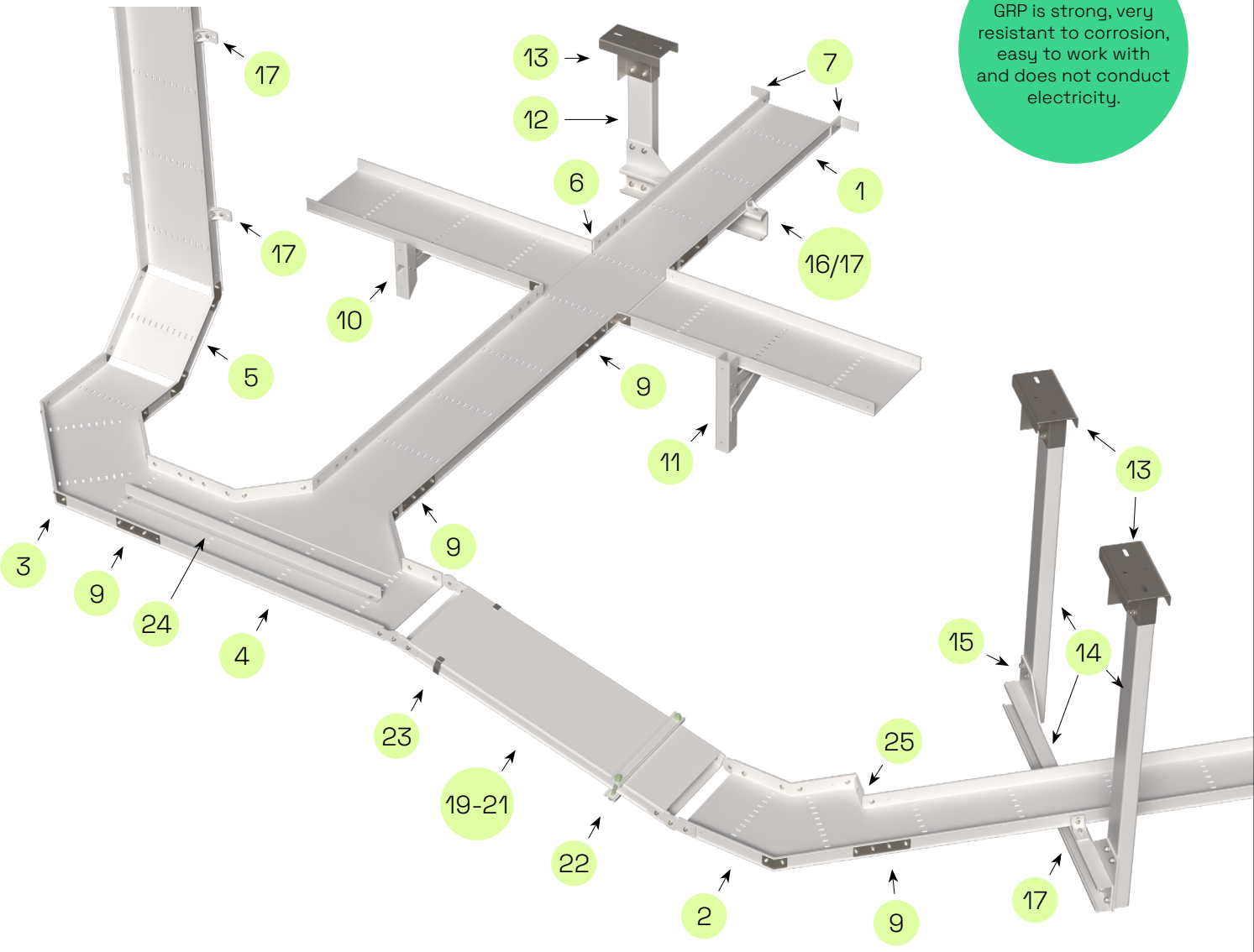


## Length material and form pieces

### 1 Cable tray CT50

| Width x Length | GRP (CX) |
|---|---|
| 50 x 3000 | MCT3105PC1 |
| 100 x 3000 | MCT3106PC1 |
| 150 x 3000 | MCT3107PC1 |
| 200 x 3000 | MCT3108PC1 |
| 300 x 3000 | MCT3109PC1 |
| Drill templ. | MD2252SS |

### 2 Flat Elbow 45° CT50

| Width | GRP (CX) |
|---|---|
| 50 | MCT3117PC1 |
| 100 | MCT3118PC1 |
| 150 | MCT3119PC1 |
| 200 | MCT3120PC1 |
| 300 | MCT3121PC1 |

### 3 Flat Elbow 90° CT50

| Width | GRP (CX) |
|---|---|
| 50 | MCT3111PC1 |
| 100 | MCT3112PC1 |
| 150 | MCT3113PC1 |
| 200 | MCT3114PC1 |
| 300 | MCT3115PC1 |

### 4 Equal Tee CT50 R3

| Width | GRP (CX) |
|---|---|
| 50 | MCT3174R3PC1 |
| 100 | MCT3175R3PC1 |
| 150 | MCT3176R3PC1 |
| 200 | MCT3177R3PC1 |
| 300 | MCT3178R3PC1 |

### 5 Combi riser CT50

| Width | GRP (CX) |
|---|---|
| 50 | MCT3135PC1 |
| 100 | MCT3136PC1 |
| 150 | MCT3137PC1 |
| 200 | MCT3138PC1 |
| 300 | MCT3139PC1 |

### 6 Cross piece CT50

| Width | GRP (CX) |
|---|---|
| 50 | MCT3129PC1 |
| 100 | MCT3130PC1 |
| 150 | MCT3131PC1 |
| 200 | MCT3132PC1 |
| 300 | MCT3133PC1 |

## Mounting accessories

### 7 Horiz. splice angle CT50

| Material | (CX) |
|---|---|
| GRP (PC1) | MCT3144PC1 |
| Bolt set M6x16(Sf) | M4824SS |

### 8 Vertical hinge CT50

| Material | (CX) |
|---|---|
| GRP (PC1) | MCT3143PC1 |
| Bolt set M6x16 (Sf) | M4824SS |

### 9 Skarv CT50

| Material | (CX) |
|---|---|
| GRP (PC1) | MCT3102PC1 |
| Bolt set M6x16 (SS) | M4824SS |
| SS | MCT3101SS |
| Bolt set M6x12 (SS) | M4820SS |

## Central suspension and cantilever arms

### 10 LW Cantilever

| Width | GRP (CX) |
|---|---|
| 50 | MS4197PC1 |
| 100 | MS4198PC1 |
| 150 | MS4199PC1 |
| 200 | MS4200PC1 |

### 11 HD Cantilever

| Width | GRP (CX) |
|---|---|
| 200 | MCS4121PC1 |
| 300 | MCS4122PC1 |

### Angle Bracket 90°

| Dimensions | GRP (CX) |
|---|---|
| 100x100mm | MS4184PC1 |

### 12 L Bracket

| Width x Height | GRP (CX) |
|---|---|
| 200x600 | MS4165PC1 |
| 300x600 | MS4166PC1 |
| 400x600 | MS4167PC1 |
| 600x600 | MS4169PC1 |

### 13 Starter bracket

| Material | (C4) | (CX) |
|---|---|---|
| SS (CX) | | MS4157SS |
| HDG (C4) | MS4155S | |
| Bolt set M10x25 (SS) | M4804SS | |

### 14 Channel support profile

| Material | (CX) |
|---|---|
| 100x50(3m) | MS4101PC1 |
| 53x40(3m) | MS4130PC1 |
| Drill template | MD2253SS |



### 15 Gusset Plate

| Width | GRP (CX) |
|---|---|
| T-100 | MS4103PC1 |
| L-100 | MS4102PC1 |
| Bolt hex M10x30(SS) | M4809SS |
| Hex flange nut M10 (SS) | M4810SS |

## Fixing clamps etc.



### 16 Flange fixing clamp

For mounting cable tray on console and CS bracket.

| | AISI 316L (CX) |
|---|---|
| Clamp | MCT2125SS |
| Bolt set M10x25 | M4804SS |

### 17 Fixing clamp/ Wall bracket

For mounting cable tray on console and CS bracket. Can also be used for wall-mounting.

| Material | (CX) |
|---|---|
| GRP | MCT2124PC1 |
| SS | MCT2123SS |
| Bolt set M10x25 | M4804SS |

### 18 Channel spring nut M10

For mounting cable ladder on HD cantilever arm (used with one of the fixing clamps + bolt M10)

| Material | GRP (CX) |
|---|---|
| Spring nut | M4829PC1 |
| Bolt M10x25 | M4811SS |

## Accessories



### 19 Cover CT50

| Width x Length | GRP (CX) |
|---|---|
| 50 x 3000 | MCT3206PC1 |
| 100 x 3000 | MCT3207PC1 |
| 150 x 3000 | MCT3208PC1 |
| 200 x 3000 | MCT3209PC1 |
| 300 x 3000 | MCT3210PC1 |

### 20 Cover flat elbow 45° CT50

| Width | GRP (CX) |
|---|---|
| 50 | MCT3218PC1 |
| 100 | MCT3219PC1 |
| 150 | MCT3220PC1 |
| 200 | MCT3221PC1 |
| 300 | MCT3222PC1 |



### 21 Cover flat elbow 90° CT50

| Width | GRP (CX) |
|---|---|
| 50 | MCT3212PC1 |
| 100 | MCT3213PC1 |
| 150 | MCT3214PC1 |
| 200 | MCT3215PC1 |
| 300 | MCT3216PC1 |

### 22 HD Cover clamp CT50

| Width | GRP (CX) |
|---|---|
| 50 | MCT2379PC1 |
| 100 | MCT2380PC1 |
| 150 | MCT2381PC1 |
| 200 | MCT2382PC1 |
| 300 | MCT2383PC1 |

### 23 Cover clamp

| Width | SS (CX) |
|---|---|
| Clamp | MCT3236SS |

### 24 Divider CT50

| Dimension | GRP (CX) |
|---|---|
| 3m | MCT3755PC1 |
| Bolt set M6x16 (SS) | M4824SS |

### 25 Z reducer CT50

| Width | GRP (CX) |
|---|---|
| 50 | MCT3350PC1 |
| 100 | MCT3351PC1 |
| 150 | MCT3352PC1 |
| 200 | MCT3353PC1 |

# Stago WGX-A

Wall trunking in 100% recycled aluminium

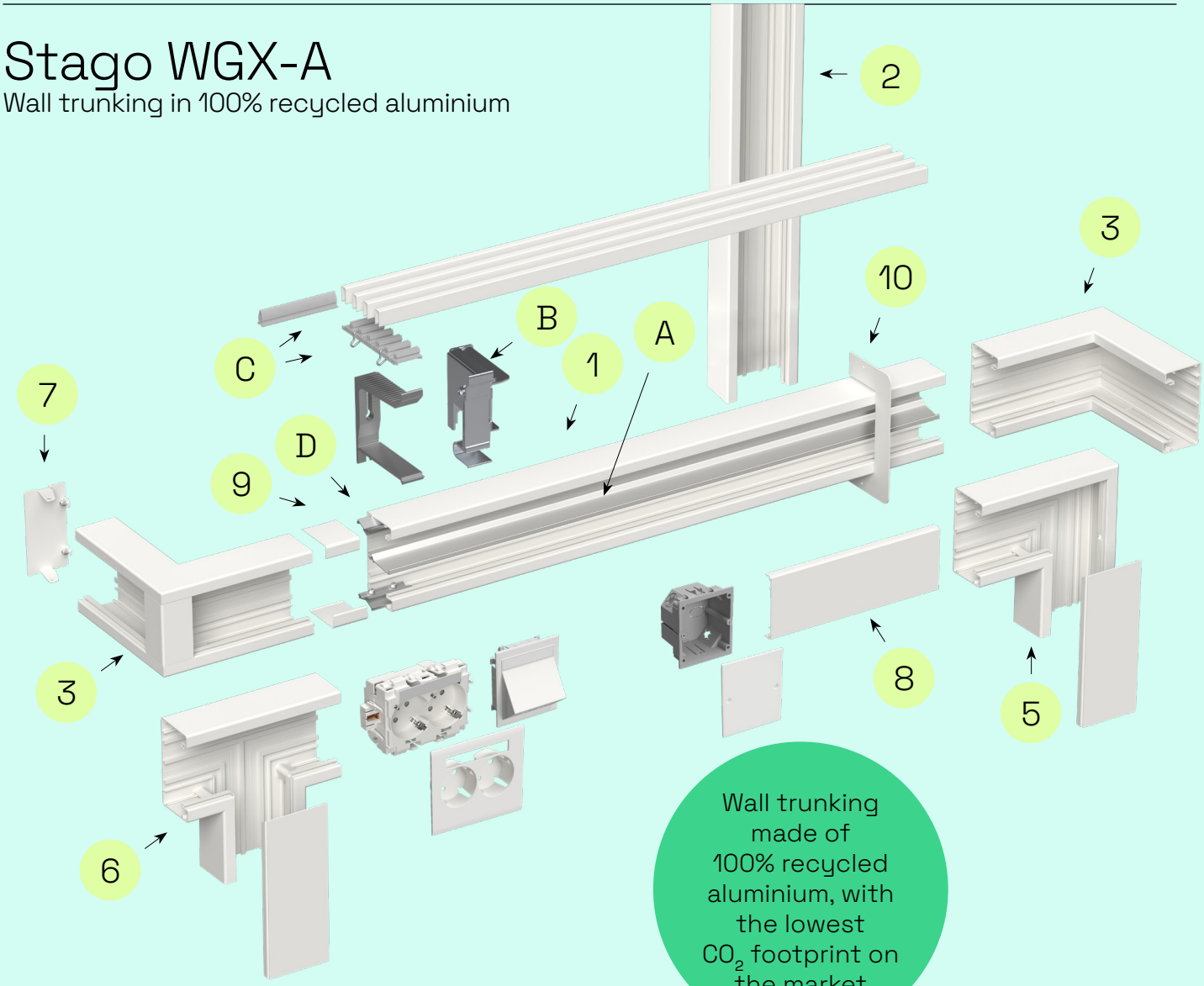


Wall trunking made of 100% recycled aluminium, with the lowest $CO_2$ footprint on the market

## Trunking base, form pieces, joints etc.



| Dimension | | | 1 Trunking base 2500 mm | 2 Feeder trunking/ wall pole 2700 mm | 3 Inside corner | 4 Outside corner | 5 L-piece | 6 T-piece |
|---|---|---|---|---|---|---|---|---|
| 110/55 | RAL9003 | ○ | STA520005 | STA520108 | STA520051 | STA520054 | STA520057 | STA520060 |
| | RAL9017 | ● | STA520006 | STA520109 | STA520052 | STA520055 | STA520058 | STA520061 |
| 120/65 | RAL9003 | ○ | STA520002 | – | STA520035 | STA520038 | STA520041 | STA520044 |
| | RAL9017 | ● | STA520003 | – | STA520036 | STA520039 | STA520042 | STA520045 |
| 120/72 | RAL9003 | ○ | STA520000 | – | STA520019 | STA520022 | STA520025 | STA520028 |
| | RAL9017 | ● | STA520001 | – | STA520020 | STA520023 | STA520026 | STA520029 |

Click here to download mounting instruction

# Wall brackets, ventilation ribs etc.

A B

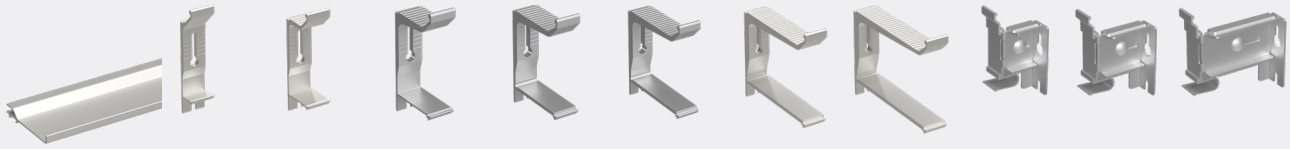

| Dimension | Cable shelf 500 mm | Fixed wall bracket 15 mm (0 v.ribs) | Fixed wall bracket 35 mm (1 v.rib) | Fixed wall bracket 56 mm (2 v.ribs) | Fixed wall bracket 79 mm (3 v.ribs) | Fixed wall bracket 110 mm (4 v.ribs) | Fixed wall bracket 123 mm (5 v.ribs) | Fixed wall bracket 146 mm (6 v.ribs) | Adj. wall bracket 50-70 mm | Adj. wall bracket 70-110 mm | Adj. wall bracket 110-170 mm |
|---|---|---|---|---|---|---|---|---|---|---|---|
| 110/55 | STA520105 | – | – | – | – | – | – | – | – | – | – |
| 120/65 | STA520105 | STA520110 | STA500058 | STA500059 | STA500060 | STA500061 | STA500062 | STA500063 | STA500064 | STA500065 | STA500066 |
| 120/72 | STA520034 | STA520110 | STA500058 | STA500059 | STA500060 | STA500061 | STA500062 | STA500063 | STA500064 | STA500065 | STA500066 |

C D

| Dimension | Vent. rib holder w/clip | Vent. rib jointing piece | Ventilation rib 2500 mm ○ RAL9003 | Ventilation rib 2500 mm ● RAL9017 | Vent. rib clip | Jointing and earthing piece | Earthing cable | Main earth terminal | Earth terminal for front cover |
|---|---|---|---|---|---|---|---|---|---|
| 110/55 | – | – | – | – | – | STA520085 | STA520086 | STA520097 | STA520098 |
| 120/65 | STA500057 | STA500070 | STA500068 | STA500069 | STA500071 | STA520085 | STA520086 | STA520097 | STA520098 |
| 120/72 | STA500057 | STA500070 | STA500068 | STA500069 | STA500071 | STA520085 | STA520086 | STA520097 | STA520098 |

7 8 9 10



| End piece | Front cover 2500 mm | Front cover opening tool | Joint cover piece | Wall frame (thin) | Wall frame (plastic) |
|---|---|---|---|---|---|
| STA520063 | STA520011 | STA520106 | STA500050 | STA500052 | – |
| STA520064 | STA520012 | STA520106 | STA500051 | STA500053 | – |
| STA520047 | STA520011 | STA520106 | STA500035 | STA500037 | – |
| STA520048 | STA520012 | STA520106 | STA500036 | STA500038 | – |
| STA520031 | STA520011 | STA520106 | STA520111 | STA520113 | STA500022 |
| STA520032 | STA520012 | STA520106 | STA520112 | STA520114 | STA500023 |

# Stago WGX

## Wall trunking in steel

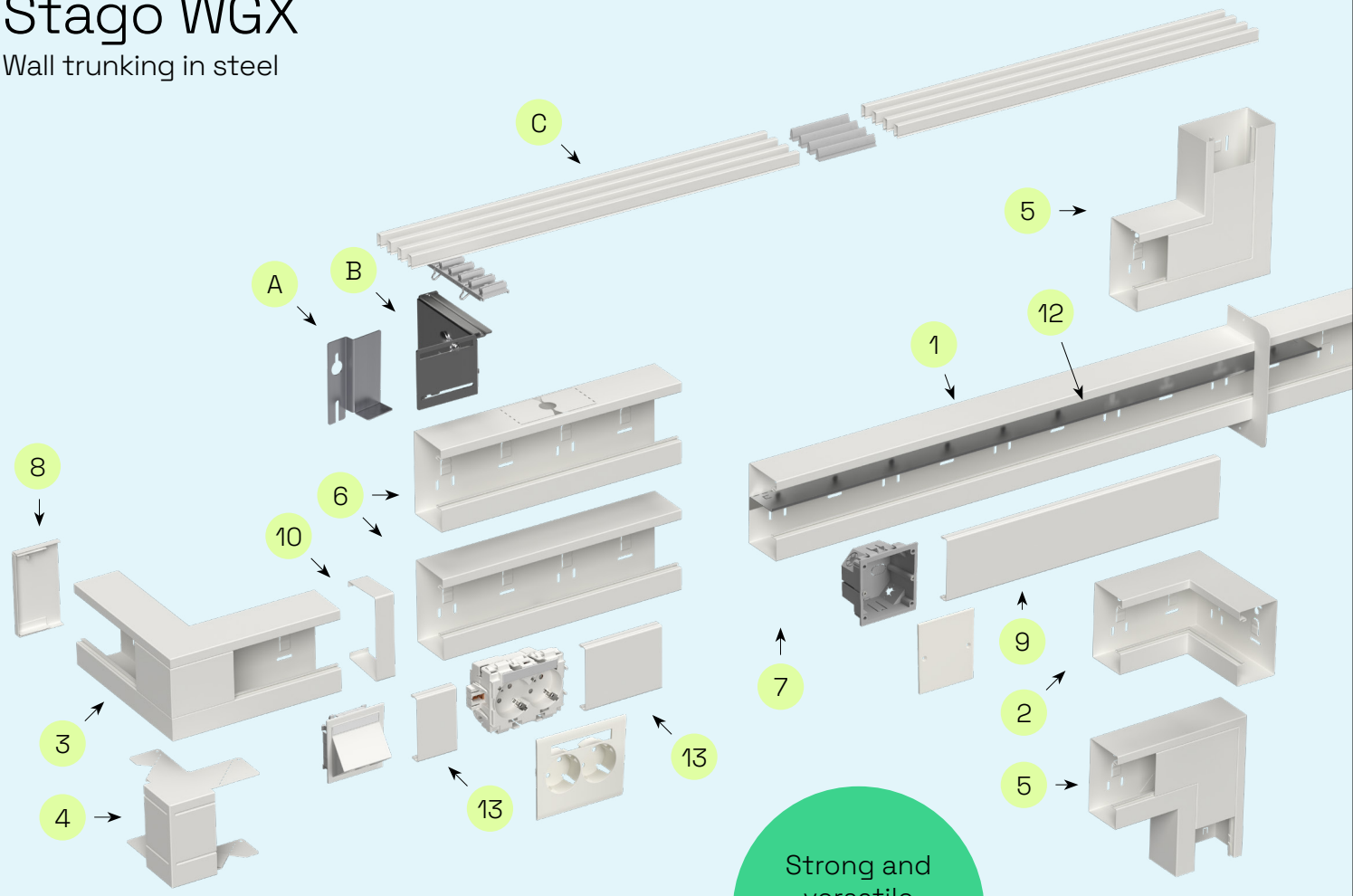


Strong and versatile steel trunking, built to last

## Trunking base, form pieces, joints etc.



| Dimension | Colour | 1 Trunking base 2500 mm | 2 Inside corner | 3 Outside corner | 4 Universal corner | 5 L-piece | 6 T-piece |
|---|---|---|---|---|---|---|---|
| 110/52 | RAL9003 ○ | STA550004 | STA550005 | STA550006 | STA550001 | STA550007 | 1160026 |
| | RAL9017 ● | STA550071 | STA550069 | STA550073 | STA550068 | STA550072 | 1160021 |
| 110/72 | RAL9003 ○ | STA550013 | STA550014 | STA550015 | STA550010 | STA550016 | 1160028 |
| | RAL9017 ● | STA550080 | STA550078 | STA550082 | STA550077 | STA550081 | 1160027 |
| 130/72 | RAL9003 ○ | STA550036 | STA550037 | STA550038 | STA550031 | STA550040 (drop)<br>STA550039 (rise) | STA550034 (drop)<br>STA550033 (rise) |
| | RAL9017 ● | STA550103 | STA550100 | STA550106 | STA550098 | STA550105 (drop)<br>STA550104 (rise) | STA550102 (drop)<br>STA550101 (rise) |
| 170A/72 | RAL9003 ○ | STA550055 | STA550056 | STA550057 | STA550051 | STA550059 (drop)<br>STA550058 (rise) | STA550053 (drop)<br>STA550052 (rise) |
| | RAL9017 ● | STA550145 | STA550142 | STA550148 | STA550141 | STA550147 (drop)<br>STA550146 (rise) | STA550144 (drop)<br>STA550143 (rise) |

Click here to download mounting instruction

# Wall brackets, ventilation ribs etc.

| | A | | B | | | |
|---|---|---|---|---|---|---|
| | | | | | | |
| Trunking dimension | Fixed wall bracket 15 mm | Fixed wall bracket 35 mm | Adj. wall bracket 50-70 mm | Adj. wall bracket 70-110 mm | Adj. wall bracket 110-170 mm | Adj. wall bracket 160-260 mm |
| 110-130 | INS55015 | INS55035 | 5583510 | 5583512 | 5583514 | 5583516 |
| 170A | INS55016 | INS55036 | 5583530 | 5583532 | 5583534 | 5583536 |

| | C | | | | | | | | |
|---|---|---|---|---|---|---|---|---|---|
| | | Ventilation rib 2500 mm | | | | | |  |
| Trunking dimension | Ventilation rib holder | RAL9003 | RAL9017 | Vent. rib jointing piece | Ventilation rib clip | Earthing cable 300 mm | Earthing cable w/clips | Earthing clamp front |
| All | STA500057 | STA550153 | STA550152 | STA500070 | STA500071 | STA520086 | INS5510953 | 5590509 |

| 7 | 8 | 9 | 10 | 11 | 12 | | 13 | |
|---|---|---|---|---|---|---|---|---|
|  | | | | | | | | |
| Jointing piece | End piece | Front cover 1500 mm | Joint cover piece | Wall frame | Cable shelf 1000 mm Single | Double | Outlet front cover 50 mm | 100 mm |
| 5590930 | STA550008 | STA550066 | STA550009 | STA550003 | 5591730 | 5591733 | STA550067 | STA550065 |
| 5590930 | STA550075 | STA550154 | STA550074 | STA550076 | 5591730 | 5591733 | STA550156 | STA550155 |
| 5590935 | STA550017 | STA550066 | STA550018 | STA550012 | 5591740 | 5591743 | STA550067 | STA550065 |
| 5590935 | STA550084 | STA550154 | STA550083 | STA550085 | 5591740 | 5591743 | STA550156 | STA550155 |
| 5590935 | STA550041 | STA550066 | STA550042 | STA550035 | 5591740 | 5591743 | STA550067 | STA550065 |
| 5590935 | STA550108 | STA550154 | STA550107 | STA550109 | 5591740 | 5591743 | STA550156 | STA550155 |
| 5590935 | STA550060 | STA550066 | STA550061 | STA550054 | 5591740 | 5591743 | STA550067 | STA550065 |
| 5590935 | STA550150 | STA550154 | STA550149 | STA550140 | 5591740 | 5591743 | STA550156 | STA550155 |

# Stago WGX-W

## Wiring devices

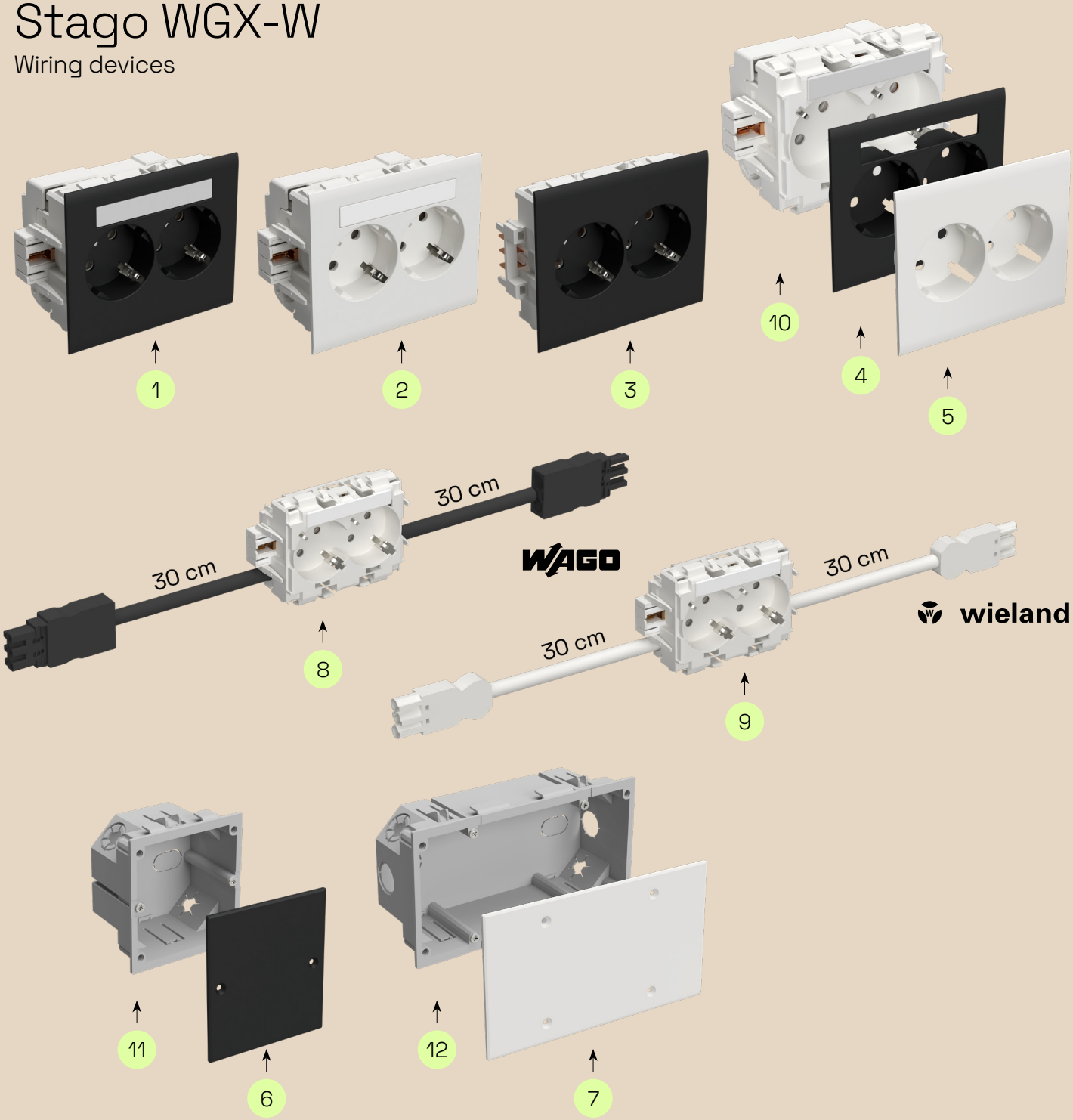


| Colour | | 1 Socket outlet 2-way base Quick Connect | 2 Socket outlet 2-way base Screw Connect | 3 Socket outlet 2-way extension | 4 Frontkåpa för basuttag med märkfönster | 5 Front cover 2-way base | 6 Cover for installation box single | 7 Cover for installation box double |
|---|---|---|---|---|---|---|---|---|
| RAL9003 | ○ | STA501000 | STA501005 | STA501010 | STA501015 | STA501024 | STA501030 | STA501031 |
| RAL9017 | ● | STA501002 | STA501007 | STA501012 | STA501017 | STA501026 | STA501034 | STA501035 |

Click here to download mounting instruction

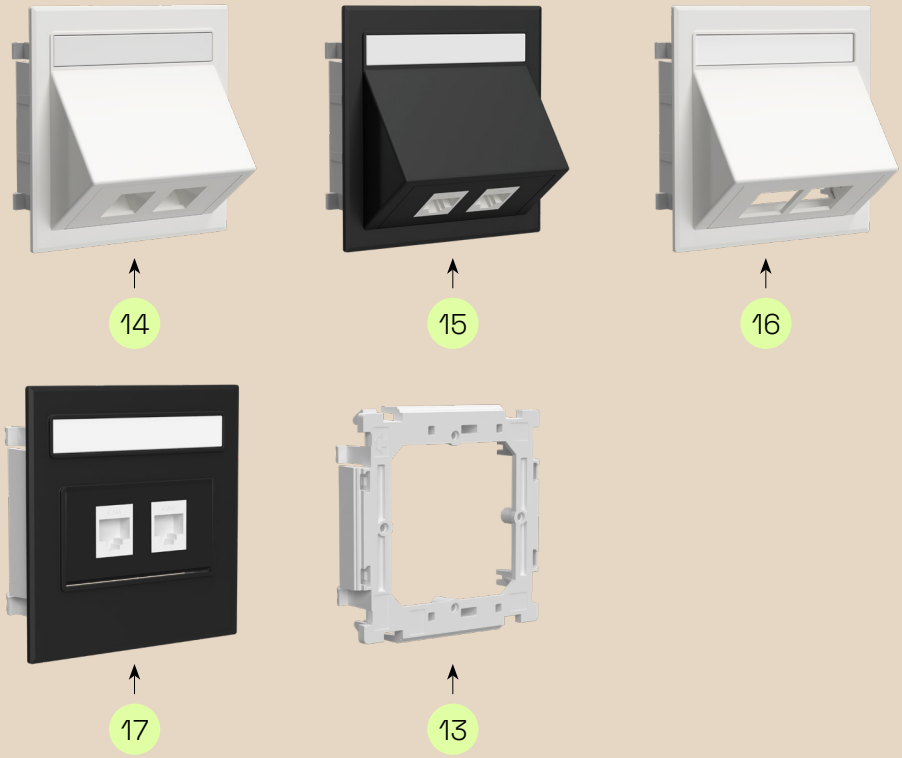


| 8 | 9 | 10 | 11 | 12 | 13 |
|---|---|---|---|---|---|
|  |  |  |  |  |  |
| Socket outlet 2-way base without front cover prewired Wago connector | Socket outlet 2-way base without front cover prewired Wieland connector | Socket outlet 2-way base Quick Connect without front cover | Installation box single w/o cover | Installation box double w/o cover | Mounting frame for 60mm data devices |
| STA501081 | STA501082 | STA501004 | STA501028 | STA501029 | STA501036 |

| 14 | 15 | 16 | 17 |
|---|---|---|---|
| | | | |
| Data outlet double RJ45 Keystone | Data RJ45 Cat 6 kit Keystone | Data RJ45 Cat 6 Actassi | Data flat RJ45 Keystone |
| STA501045 | STA501050 | STA501055 | STA501043 |
| STA501046 | STA501051 | STA501056 | STA501044 |

# Steel wire support system HT

Used for mounting cables and lighting in ceilings, on beams etc.

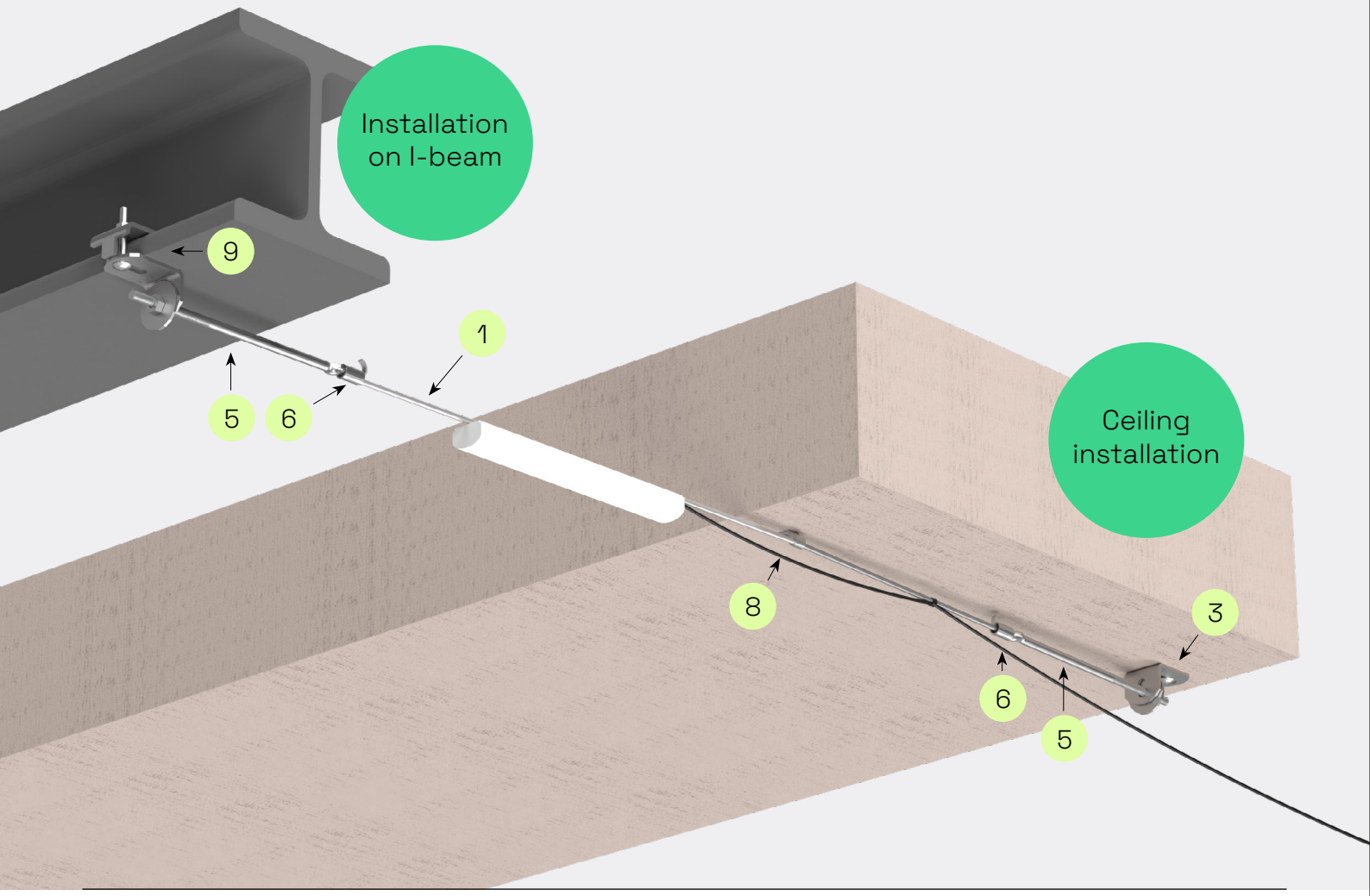


## 1 Steel wire

Steel wire to be installed as carrier of one or more cables.

| Description | Diam. | Galvanized (C4) | SS (C5) |
|---|---|---|---|
| HT-2309 steel wire, galvanized, soft, breaking load 700 kg | Ø5.0 | 713679 | – |
| HT-2311, 7x diam. 1.71=16 mm² coated, grey, breaking load 970 kg | Ø6.15 | 713688 | – |
| HTR-2322 stainless, hard, breaking load 450 kg | Ø2.5 | – | 713681 |
| HTR-2323 stainless, hard, breaking load 700 kg | Ø3.0 | – | 713682 |
| HTR-2324 stainless, hard, breaking load 1200 kg | Ø4.0 | – | 713683 |

## 2 Wall bracket HT-14

Bracket to be used for wall installations. To be installed with Expansion bolt or concrete screw.

| Description | HDG (C4) | |
|---|---|---|
| 30 x 104 x 30 mm | 713671 | – |

## 3 Angle bracket 5L

Angle bracket to be used for steel wire installation in ceilings. Also used when assembling pendant/fixing rails to frames for switching cabinets and elecrical control centres and for fixing an upright between floor and ceiling.

| Description | HDG (C4) | SS 316L (CX) |
|---|---|---|
| 70 x 45 x 49 mm | 731791 | 731793 |

## 4 End bracket HT-11

End bracket to be used for ceiling beam installations. To be installed with Expansion bolt or concrete screw

| Description | HDG (C4) | |
|---|---|---|
| 155 x 40 x 40 mm | 717618 | |

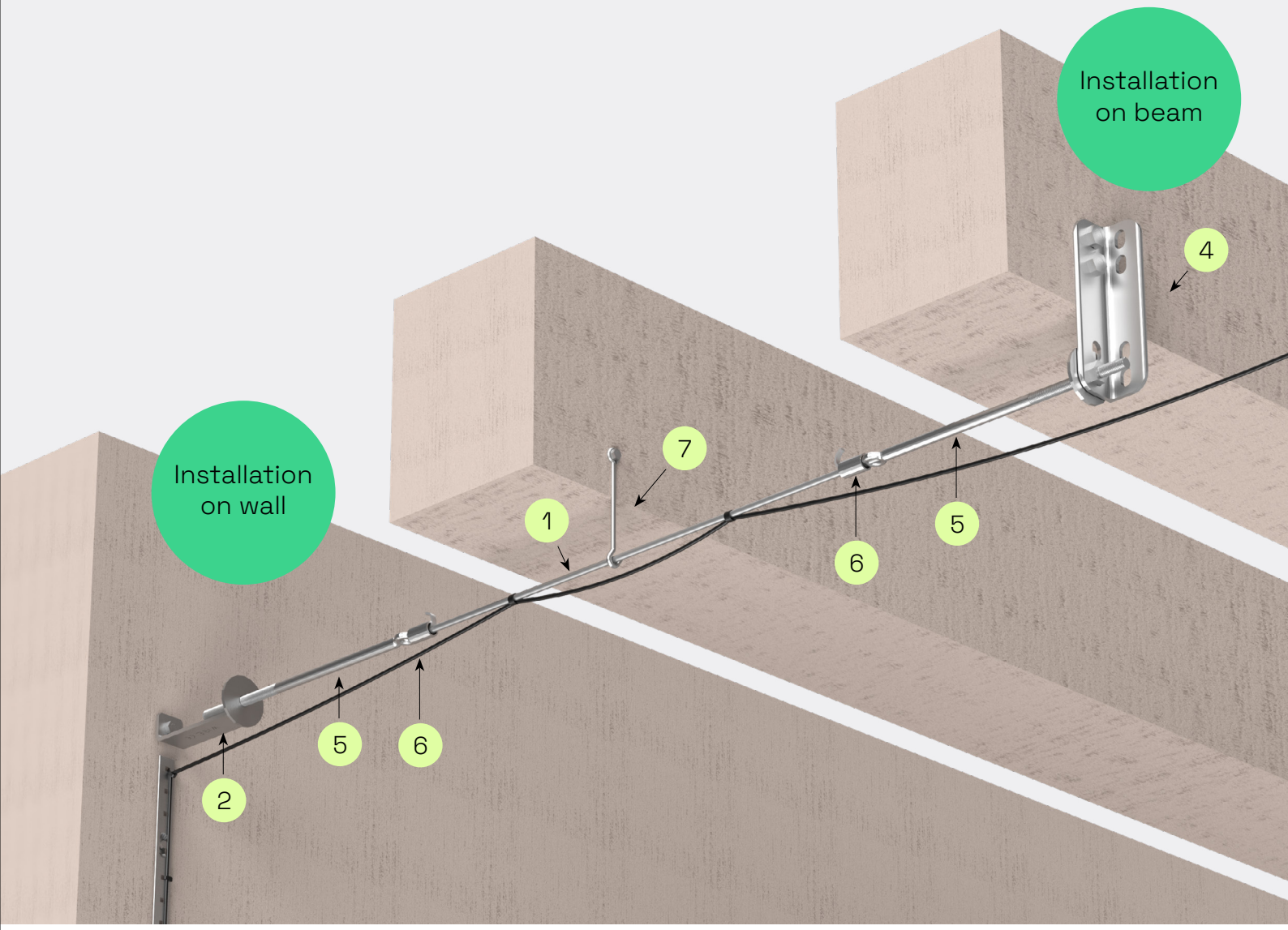


## 5 Tightening loop HT

Tightening loop to be installed at the ends of steel wires.

| Description | HDG (C4) | |
|---|---|---|
| HT-611: 22 x 22 x 125 mm | 1129573 | |
| HT-621: 50 x 50 x 270 mm | 1129575 | |
| HT-631: 50 x 50 x 400 mm | 1129577 | |

## 6 Pipe for easy locking of wire HT-68

For locking single-strand steel wire. Wire lock is recommended for additional stable attachment.

| Description | HDG (C4) | SS 316L (CX) |
|---|---|---|
| ø15 x 25 mm | 713677 | 713678 |

## 7 Carrying bracket HT-31

Carrying bracket to be used for ceiling installations. To be installed with Expansion bolt or concrete screw

| Description | HDG (C4) | |
|---|---|---|
| 155 x 4,5 x 23 mm | 713672 | |

## 8 Carrying bracket HT-33/34

Carrying bracket to be used for ceiling installations. To be installed with Expansion bolt or concrete screw

| Description | PG (C2) | | |
|---|---|---|---|
| HT-33: 19,5 x 15 x 25 mm | 713674 | | |
| HT-34: 43,5 x 15 x 25 mm | 713675 | | |

## 9 Carrying bracket HT-152

Carrying bracket to be used for easy I-beam installations.

| Description | HDG (C4) | |
|---|---|---|
| 49 x 15 x 65 mm | 717636 | |

# Cable ladders

Recommended support distance: 4 m

## Cable management for all kinds of installations and environments

Combine with CLX³ for fast installation

### KHZSP

Perforated rungs
Width: 200-600 mm
Length: 3, 4 and 6 m

### KHZ

Round rungs
Width: 200-600 mm
Length: 3 and 6 m



### KHZP

Perforated rungs
Width: 200-1000 mm
Length: 3 and 6 m

**C1**
Very low environmental corrosivity



**C2**
Low environmental corrosivity

| KHZSP | KHZ | KHZP |
|---|---|---|
| p.8 Pre-galvanized steel (available in black & white) | | p.8 Pre-galvanized steel (KHZPS) |



**C3**
Average environmental corrosivity



**C4**
High environmental corrosivity

| KHZSP | KHZ | KHZP |
|---|---|---|
| p.10 Zinc+ (KHZSPZ+ available in lengths 4 and 6 m) | p.10 HDG steel | p.10 HDG steel |

**C5**
Very high environmental corrosivity

| KHZSP | KHZ | KHZP |
|---|---|---|
| | p.12 Zinkpox® (white) | p.12 Zinkpox® (white) |



**CX**
Extremely high environmental corrosivity

| KHZSP | KHZ | KHZP |
|---|---|---|
| p.14 Stainless steel AISI316L | p.14 Stainless steel AISI316L | p.14 Stainless steel AISI 316L |

## Reinforced cable ladders

Recommended support distance: 6–9 m

## Cable tra

### KHZV

Reinforced cable ladder with round rungs.
Width: 150-600 mm
Length: 6 m

### KHZPV

Reinforced cable ladder with perforated rungs.
Width: 200-1000 mm
Length: 6 m

Combine with CLX³ for fast installation

### W1/40

Unperforated cable tray
Height: 40 mm
Width: 70-600 mm
Length: 2 and 3 m

### W1/60

Unperforated cable tray
Height: 60 mm
Width: 70-600 mm
Length: 2 m

Combine with CLX³ for fast installation

### W3/40

Perforated cable tray
Height: 40 mm
Width: 50-600 mm
Length: 3 m



### W3/6

Perforate
cable trau
Height: 6
Width: 70
Length: 3

p.36

Pre-galvanized steel (available in black & white)

p.42

Pre-galvanized steel (available in black & white)

p.36

Pre-galvanized steel

p.42

Pre-galvaniz
steel

p.16

HDG steel

p.16

HDG steel

p.42

HDG steel

p.42

HDG steel

p.18

Zinkpox® (white)

p.18

Zinkpox® (white)

p.20

Stainless steel AISI316L

ys

Mesh trays

GRP

60
d
y
0 mm
-400 mm
m



Combine with CLX³ for fast installation

W4
Perforated installation tray
Height: 15 mm
Length: 1960 & 3000 mm
Width: 50-400 mm



W70
Perforated ligthing trunking
Height: 40 mm
Width: 50-200 mm
Length: 3 m

Combine with CLX³ for fast installation



Defem
Mesh tray
Height: 45-110 mm
Width: 53-622 mm
Length: 2,5 m

LM100
Cable ladder
Height: 100 mm
Width: 200-600 mm
Length: 3 m

CT50
Cable tray
Height: 50 mm
Width: 50-300 mm
Length: 3 m

p.26
Electro-galvanized steel

p.40
Pre-galvanized steel (available in white)

p.38
Pre-galvanized steel (available in black & white)

p.40
HDG steel

p.42
HDG steel

p.28
HDG steel

p.42
Zinkpox® (white)

p.42
Zinkpox® (white)

(contact us)
Stainless steel AISI 304

p.42
Stainless steel AISI316L

p.30
Stainless steel AISI316L

p.62
GRP PC1

p.64
GRP PC1

Quick_guide_EN | January 21, 2026

wibe group

# Contact us

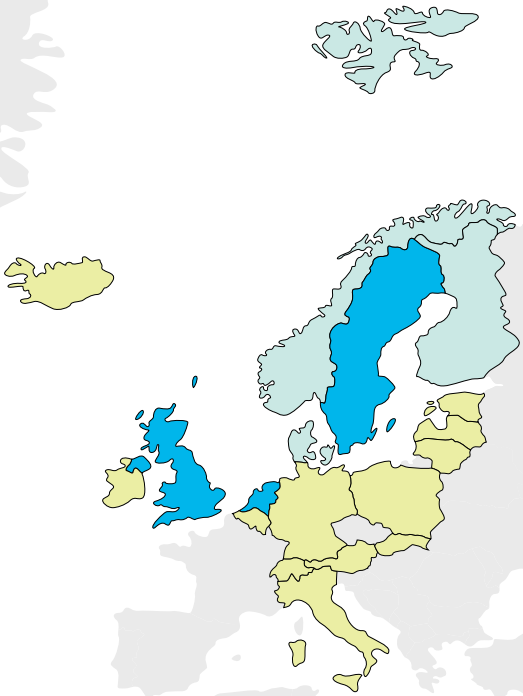

International customer support
+46 (0)250-280 00
support-int@wibe-group.com

Technical support
+46 (0)250-280 00
inquiry-INT@wibe-group.com

International sales & support
https://wibe-group.com/contact-us

UK sales & support
https://wibe-group.com/uk/contact-us