

# Product data sheet

Specifications



## power supply module, Modicon X80, 100 to 240V AC, 20W

BMXCPS2000

### Main

Range of product	Modicon X80
Product or component type	Power supply module
backplane compatibility	Not compatible with BMEXBP..02
Primary voltage	100...240 V
Supply circuit type	AC
Secondary power	10.8 W 24 V DC sensor power supply 16.8 W 24 V DC I/O module power supply and processor 8.3 W 3.3 V DC I/O module logic power supply

### Complementary

Primary voltage limit	85...264 V
Network frequency	50/60 Hz
Network frequency limits	47...63 Hz
Apparent power	0.07 kVA
Input current	0.31 A 240 V 0.61 A 115 V
Inrush current	30 A 120 V 60 A 240 V
I <sup>2</sup> t on activation	12 A <sup>2</sup> .s 240 V
It on activation	0.06 A.s 240 V 0.03 A.s 120 V
MTBF reliability	4638000 H
Protection type	Internal fuse not accessible for primary circuit Overload protection for secondary circuit Overvoltage protection for secondary circuit Short-circuit protection for secondary circuit
Current at secondary voltage	0.45 A 24 V DC sensor power supply 0.7 A 24 V DC I/O module power supply and processor 2.5 A 3.3 V DC I/O module logic power supply
Maximum power dissipation in W	8.5 W
Status LED	1 LED (green) rack voltage OK 1 LED (green) sensor voltage
Control type	RESET push-button cold restart
Electrical connection	1 connector 2 pin(s) alarm relay 1 connector 5 pin(s) line supply, protective earth, 24 V DC input sensor
Insulation resistance	>= 100 MOhm primary/ground >= 100 MOhm primary/secondary
Net weight	0.3 kg

## Environment

<b>Immunity to microbreaks</b>	1 ms
<b>Dielectric strength</b>	1500 V primary/secondary I/O module logic power supply 1500 V primary/secondary I/O module power supply and processor 2300 V primary/secondary sensor power supply 1500 V primary/ground 500 V 24 V sensor output/ground
<b>Vibration resistance</b>	3 gn
<b>Shock resistance</b>	30 gn
<b>IP degree of protection</b>	IP20
<b>Directives</b>	2014/35/EU - low voltage directive 2014/30/EU - electromagnetic compatibility
<b>Ambient air temperature for storage</b>	-40...85 °C
<b>Ambient air temperature for operation</b>	0...60 °C
<b>Relative humidity</b>	5...95 % at 55 °C without condensation
<b>Protective treatment</b>	TC
<b>Operating altitude</b>	0...2000 m 2000...5000 m with derating factor

## Packing Units

<b>Unit Type of Package 1</b>	PCE
<b>Number of Units in Package 1</b>	1
<b>Package 1 Height</b>	13.500 cm
<b>Package 1 Width</b>	15.400 cm
<b>Package 1 Length</b>	16.400 cm
<b>Package 1 Weight</b>	481.000 g
<b>Unit Type of Package 2</b>	S04
<b>Number of Units in Package 2</b>	12
<b>Package 2 Height</b>	30.000 cm
<b>Package 2 Width</b>	40.000 cm
<b>Package 2 Length</b>	60.000 cm
<b>Package 2 Weight</b>	6.438 kg
<b>Unit Type of Package 3</b>	P06
<b>Number of Units in Package 3</b>	48
<b>Package 3 Height</b>	75.000 cm
<b>Package 3 Width</b>	60.000 cm
<b>Package 3 Length</b>	80.000 cm
<b>Package 3 Weight</b>	35.804 kg

## Contractual warranty

<b>Warranty</b>	18 months
-----------------	-----------



## Environmental Data

Schneider Electric aims to achieve Net Zero status by 2050 through supply chain partnerships, lower impact materials, and circularity via our ongoing “Use Better, Use Longer, Use Again” campaign to extend product lifetimes and recyclability.

[Environmental Data explained >](#)

[How we assess product sustainability >](#)

### Environmental footprint

Total lifecycle Carbon footprint 457

Environmental Disclosure [Product Environmental Profile](#)

## Use Better

### Materials and Substances

Packaging made with recycled cardboard Yes

Packaging without single use plastic Yes

[EU RoHS Directive](#) Pro-active compliance (Product out of EU RoHS legal scope)

SCIP Number 41745a42-b2d7-4938-80f8-0738cea8ed1d

REACH Regulation [REACH Declaration](#)

California proposition 65 **WARNING:** This product can expose you to chemicals including: Lead and lead compounds, which is known to the State of California to cause cancer and birth defects or other reproductive harm. For more information go to [www.P65Warnings.ca.gov](http://www.P65Warnings.ca.gov)

## Use Again

### Repack and remanufacture

End of life manual availability [End of Life Information](#)

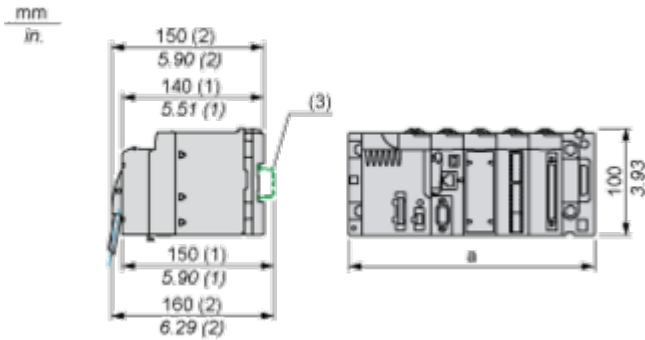
Take-back No

Dimensions Drawings

Modules Mounted on Racks

---

Dimensions



(1) With removable terminal block (cage, screw or spring).

(2) With FCN connector.

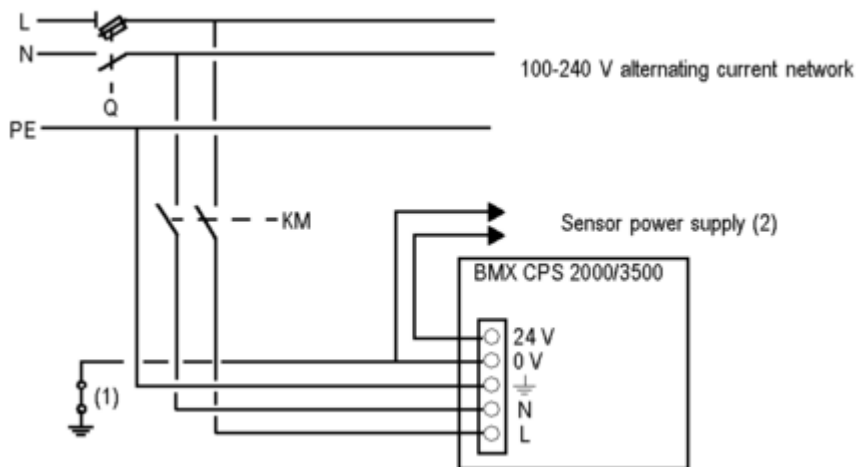
(3) On AM1 ED rail: 35 mm wide, 15 mm deep. Only possible with BMXXBP0400/0400H/0600/0600H/0800/0800H rack.

Rack references	a in mm	a in in.
BMXXBP0400 and BMXXBP0400H	242.4	09.54
BMXXBP0600 and BMXXBP0600H	307.6	12.11
BMXXBP0800 and BMXXBP0800H	372.8	14.68
BMXXBP1200 and BMXXBP1200H	503.2	19.81

Connections and Schema

Connection of Alternating Current Power Supply Modules

Connection of a PLC Station Constituted of a Single Rack



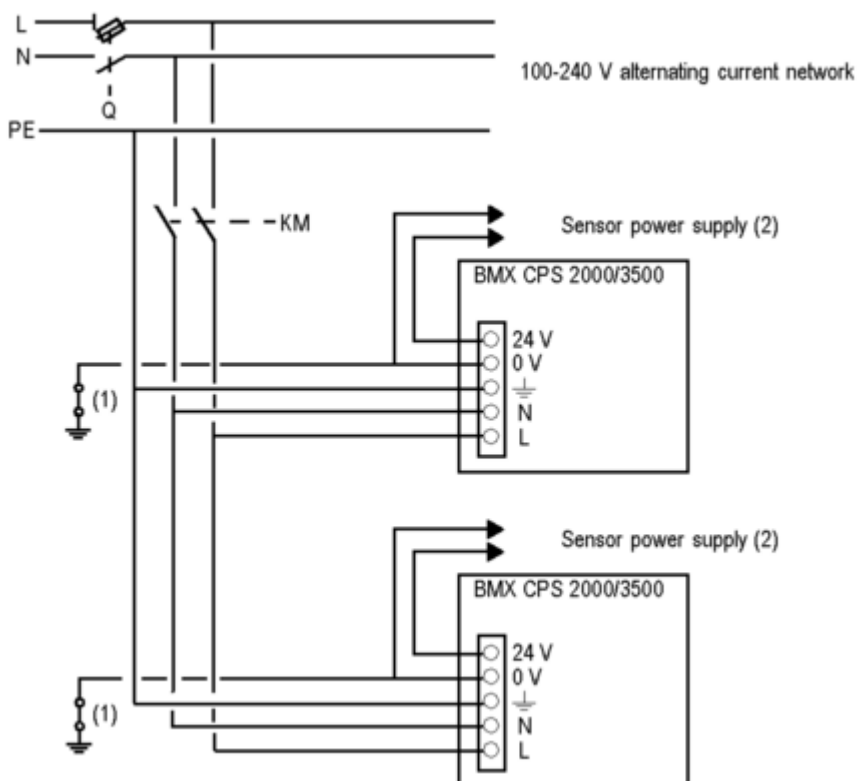
**Q** General isolator

**KM** Line contactor or circuit breaker

(1) Insulation connector bar for locating grounding errors

(2) Available current of 0.45 A for the BMXCPS2000 module or 0.9 A for the BMXCPS3500 module

Connection of a PLC Station Constituted of Several Racks



**Q** General isolator

**KM** Line contactor or circuit breaker

(1) Insulation connector bar for locating grounding errors

(2) Available current of 0.45 A for the BMXCPS2000 module or 0.9 A for the BMXCPS3500 module



Image of product / Alternate images

Alternative

---



