

# Product data sheet

Specifications



Disconnect switch, TeSys VLS,  
body switch, 30A, 20HP at 480VAC,  
UL98, three phase, 100kA SCCR,  
size 2, DIN rail mount

VLS3P030R2

**Product availability: Stock - Normally stocked in distribution facility**

## Main

|                   |                |
|-------------------|----------------|
| Range             | TeSys          |
| Product Name      | TeSys VARIO LS |
| Device Short Name | VLS3P          |
| Product Type      | Switch body    |

## Complementary

|  |  |
|--|--|
| Device Composition                           | Handle<br>Switch   |
| Mounting Support                             | Back DIN rail  |
| Mounting Method                              | By clips back  |
| Performance Level                            | High performance   |
| Number of Poles                              | 3P   |
| Contact Type and Composition                 | 3 NO   |
| Color  | Gray   |
| [Ue] UL Rated Operational Voltage            | 600 V AC 50/60 Hz UL 508   |
| [Ue] IEC Rated Operational Voltage           | 690 V AC 50/60 Hz  |
| UL Maxium Horsepower Ratings                 | 10 hp 200/208 V AC<br>10 hp 240 V AC<br>20 hp 480 V AC<br>30 hp 600 V AC<br>2 hp 120 V AC<br>5 hp 240 V AC   |
| IEC Rated Operational Power in W             | 15 kW 400 V AC-23A)<br>18.5 kW 500 V AC-23A)<br>22 kW 690 V AC-23A)  |
| [Ie] Rated Operational Current               | 30 A Ue: 600 V UL98<br>30 A AC-21A Ue: 400 V<br>30 A AC-21A Ue: 500 V<br>30 A AC-21A Ue: 690 V<br>30 A AC-22A Ue: 400 V<br>30 A AC-22A Ue: 500 V<br>30 A AC-22A Ue: 690 V<br>30 A AC-23A Ue: 400 V<br>30 A AC-23A Ue: 500 V<br>30 A AC-23A Ue: 690 V |
| [Ith] Conventional Free Air Thermal Current  | 32 A (at 131 °F (55 °C))   |
| [Ithe] Conventional Enclosed Thermal Current | 30 A   |

Price is "List Price" and may be subject to a trade discount – check with your local distributor or retailer for actual price.

|  |   |
|--|---|
| <b>Making Capacity ( I Rms)</b>                  | 48 A 690 V AC-21A<br>96 A 690 V AC-22A<br>320 A 690 V AC-23A  |
| <b>Breaking Capacity</b>                         | 48 A 690 V AC-21A)<br>96 A 690 V AC-22A)<br>256 A 690 V AC-23A)   |
| <b>SCCR</b>                                      | Circuit-breaker 100 A maximum: 100 kA at 480 V AC<br>Fuse CC 100 A maximum: 100 kA at 480 V AC<br>Fuse J 100 A maximum: 100 kA at 480 V AC<br>Fuse T 100 A maximum: 100 kA at 480 V AC<br>Fuse CC 60 A maximum: 50 kA at 600 V AC<br>Fuse J 60 A maximum: 50 kA at 600 V AC<br>Fuse T 60 A maximum: 50 kA at 600 V AC |
| <b>Rated Conditional Short Circuit Current</b>   | 50 kA 400 V 32 A gG   |
| <b>[Icm] Rated Short Circuit Making Capacity</b> | 1128 A 690 V  |
| <b>[Icw] Rated Short Time Withstand Current</b>  | 2500 A 690 V 1 s  |
| <b>[Uimp] Rated Impulse Withstand Voltage</b>    | 8 kV  |
| <b>Suitability for Isolation</b>                 | Yes   |
| <b>Network Type</b>                              | AC  |
| <b>Network Frequency</b>                         | 50/60 Hz  |
| <b>Intermittent Duty Class</b>                   | Class 120 - 60 %  |
| <b>Control Type</b>                              | Rotary handle   |
| <b>Rotary Handle Mounting Style</b>              | Direct  |
| <b>Handle Color</b>                              | Black   |
| <b>Handle Front Plate Color</b>                  | Grey  |
| <b>Rotary Handle Padlocking</b>                  | 1 padlock 0.2 in (4 mm)   |
| <b>Marking</b>                                   | 0 - 1   |
| <b>Mechanical Durability</b>                     | 30000 cycles  |
| <b>Electrical Durability</b>                     | 30000 cycles AC-21  |
| <b>UL Wire Size</b>                              | AWG 12...AWG 1 copper   |
| <b>IEC Terminal Connection</b>                   | Power circuit screw clamp terminals 0.08 in <sup>2</sup> (50 mm <sup>2</sup> ) solid<br>Power circuit screw clamp terminals 0.1 in <sup>2</sup> (70 mm <sup>2</sup> ) flexible - without cable end  |
| <b>Tightening Torque</b>                         | Power circuit 44.3...53.1 lbf.in (5...6 N.m) screw clamp terminals  |
| <b>Height</b>                                    | 3.0 in (75 mm)  |
| <b>Width</b>                                     | 2.8 in (70 mm)  |
| <b>Depth</b>                                     | 3.9 in (100 mm)   |
| <b>Product Weight</b>                            | 0.805 lb(US) (0.365 kg)   |

## Environment

|                               |  |
|-------------------------------|--|
| <b>Standards</b>              | UL98<br>CSA C22.2 No 4<br>IEC 60947-3  |
| <b>Product Certifications</b> | cULus<br>GL  |
| <b>Degree of Protection</b>   | IP20 conforming to IEC 60529   |
| <b>Mechanical Robustness</b>  | Vibrations 2...100 Hz Fc 0.7 g) IEC 60068-2-6<br>Shocks 11 ms Ea 15 gn) IEC 60068-2-27 |

|  |                                 |
|--|---------------------------------|
| <b>Ambient Air Temperature for Operation</b> | -13...131 °F (-25...55 °C)      |
| <b>Fire Resistance</b>                       | 1760 °F (960 °C) IEC 60695-2-11 |
| <b>Compatibility Code</b>                    | VLS                             |

## Ordering and shipping details

|                          |               |
|--------------------------|---------------|
| <b>Category</b>          | US10CP121734  |
| <b>Discount Schedule</b> | 0CP1          |
| <b>GTIN</b>              | 3606481385956 |
| <b>Returnability</b>     | Yes           |
| <b>Country of origin</b> | IT            |

## Packing Units

|                                     |                           |
|-------------------------------------|---------------------------|
| <b>Unit Type of Package 1</b>       | PCE                       |
| <b>Nbr. of units in pkg.</b>        | 1                         |
| <b>Package 1 Height</b>             | 3.228 in (8.200 cm)       |
| <b>Package 1 Width</b>              | 3.386 in (8.600 cm)       |
| <b>Package 1 Length</b>             | 4.843 in (12.300 cm)      |
| <b>Package weight(Lbs)</b>          | 14.603 oz (414.000 g)     |
| <b>Unit Type of Package 2</b>       | S03                       |
| <b>Number of Units in Package 2</b> | 27                        |
| <b>Package 2 Height</b>             | 11.811 in (30.000 cm)     |
| <b>Package 2 Width</b>              | 11.811 in (30.000 cm)     |
| <b>Package 2 Length</b>             | 15.748 in (40.000 cm)     |
| <b>Package 2 Weight</b>             | 25.776 lb(US) (11.692 kg) |


## Environmental Data

Schneider Electric aims to achieve Net Zero status by 2050 through supply chain partnerships, lower impact materials, and circularity via our ongoing “Use Better, Use Longer, Use Again” campaign to extend product lifetimes and recyclability.



[Environmental Data explained >](#)

[How we assess product sustainability >](#)

### Use Better

|  <b>Materials and Substances</b> |                                   |
|---|-----------------------------------|
| Packaging made with recycled cardboard  | Yes                               |
| Packaging without single use plastic  | Yes                               |
| <a href="#">EU RoHS Directive</a>   | Compliant                         |
| REACH Regulation  | <a href="#">REACH Declaration</a> |

### Use Again

|  <b>Repack and remanufacture</b> |  |
|---|--|
| Take-back   | No   |
| WEEE Label  |  The product must be disposed on European Union markets following specific waste collection and never end up in rubbish bins. |