

Output voltage limits	24...250 V AC relay output) 5...30 V DC relay output)
Contacts type and composition	NO relay output
Output thermal current	8 A for all 4 outputs relay output
Electrical durability	AC-12 500000 cycles 230 V, 1.5 A relay output IEC 60947-5-1 AC-15 500000 cycles 230 V, 0.9 A relay output IEC 60947-5-1 DC-12 500000 cycles 24 V, 1.5 A relay output IEC 60947-5-1 DC-13 500000 cycles 24 V, 0.6 A relay output IEC 60947-5-1
Switching capacity in mA	>= 10 mA 12 V relay output)
Operating rate in Hz	0.1 Hz at Ie)relay output 10 Hz no load)relay output
Mechanical durability	10000000 cycles relay output
[Uimp] rated impulse withstand voltage	4 kV EN/IEC 60947-1 and EN/IEC 60664-1
Clock	Without
Response time	10 ms from state 0 to state 1)relay output 5 ms from state 1 to state 0)relay output
Connections - terminals	Screw terminals, 1 x 0.2...1 x 2.5 mm ² AWG 25...AWG 14) semi-solid Screw terminals, 1 x 0.2...1 x 2.5 mm ² AWG 25...AWG 14) solid Screw terminals, 1 x 0.25...1 x 2.5 mm ² AWG 24...AWG 14) flexible with cable end Screw terminals, 2 x 0.2...2 x 1.5 mm ² AWG 24...AWG 16) solid Screw terminals, 2 x 0.25...2 x 0.75 mm ² AWG 24...AWG 18) flexible with cable end
tightening torque	4.4 lbf.in (0.5 N.m)
Overvoltage category	III conforming to IEC 60664-1
Net Weight	0.55 lb(US) (0.25 kg)

Environment

Immunity to microbreaks	1 ms
Product Certifications	CSA UL C-tick GL GOST
Standards	IEC 61000-4-4 level 3 IEC 60068-2-27 Ea IEC 61000-4-3 IEC 61000-4-11 IEC 61000-4-12 IEC 60068-2-6 Fc IEC 61000-4-6 level 3 IEC 61000-4-5 IEC 61000-4-2 level 3
IP degree of protection	IP20 IEC 60529 terminal block) IP40 IEC 60529 front panel)
Environmental characteristic	EMC directive conforming to IEC 61000-6-2 EMC directive conforming to IEC 61000-6-3 EMC directive conforming to IEC 61000-6-4 EMC directive conforming to IEC 61131-2 zone B Low voltage directive conforming to IEC 61131-2
Disturbance radiated/conducted	Class B EN 55022-11 group 1
Pollution degree	2 IEC 61131-2
Ambient air temperature for operation	-4...104 °F (-20...40 °C) in non-ventilated enclosure IEC 60068-2-1 and IEC 60068-2-2 -4...131 °F (-20...55 °C) IEC 60068-2-1 and IEC 60068-2-2
Ambient Air Temperature for Storage	-40...158 °F (-40...70 °C)
Operating altitude	6561.68 ft (2000 m)

Maximum altitude transport	10000 ft (3048 m)
----------------------------	-------------------

Relative Humidity	95 % without condensation or dripping water
-------------------	---

Ordering and shipping details

Category	US1000I22378
----------	--------------

Discount Schedule	000I
-------------------	------

GTIN	3389110547535
------	---------------

Returnability	Yes
---------------	-----

Country of origin	FR
-------------------	----

Packing Units

Unit Type of Package 1	PCE
------------------------	-----

Nbr. of units in pkg.	1
-----------------------	---

Package 1 Height	2.559 in (6.500 cm)
------------------	---------------------

Package 1 Width	3.543 in (9.000 cm)
-----------------	---------------------

Package 1 Length	3.937 in (10.000 cm)
------------------	----------------------

Package weight(Lbs)	8.395 oz (238.000 g)
---------------------	----------------------

Unit Type of Package 2	S03
------------------------	-----

Number of Units in Package 2	30
------------------------------	----

Package 2 Height	11.811 in (30.000 cm)
------------------	-----------------------

Package 2 Width	11.811 in (30.000 cm)
-----------------	-----------------------

Package 2 Length	15.748 in (40.000 cm)
------------------	-----------------------

Package 2 Weight	16.905 lb(US) (7.668 kg)
------------------	--------------------------

Contractual warranty

Warranty	18 months
----------	-----------



Environmental Data

Schneider Electric aims to achieve Net Zero status by 2050 through supply chain partnerships, lower impact materials, and circularity via our ongoing “Use Better, Use Longer, Use Again” campaign to extend product lifetimes and recyclability.

[Environmental Data explained >](#)

[How we assess product sustainability >](#)

Environmental footprint

Carbon footprint (kg CO2 eq, Total Life cycle) 159

Environmental Disclosure [Product Environmental Profile](#)

Use Better

Materials and Substances

Packaging made with recycled cardboard Yes

Packaging without single use plastic Yes

[EU RoHS Directive](#) Pro-active compliance (Product out of EU RoHS legal scope)

SCIP Number 91701a78-5972-4eb5-b11f-2737d556b9de

REACH Regulation [REACH Declaration](#)

California proposition 65 **WARNING: This product can expose you to chemicals including: Lead and lead compounds, which is known to the State of California to cause cancer and birth defects or other reproductive harm. For more information go to www.P65Warnings.ca.gov**

PVC free Yes

Use Again

Repack and remanufacture

Circularity Profile [End of Life Information](#)

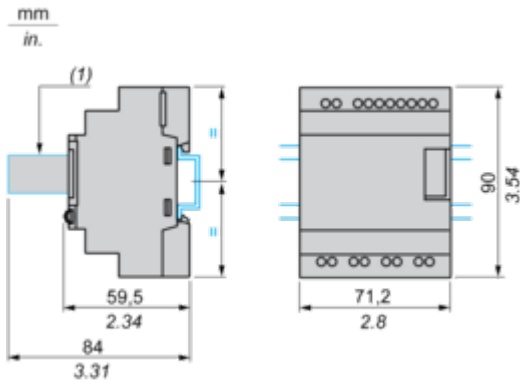
Take-back No

WEEE Label  The product must be disposed on European Union markets following specific waste collection and never end up in rubbish bins.

Dimensions Drawings

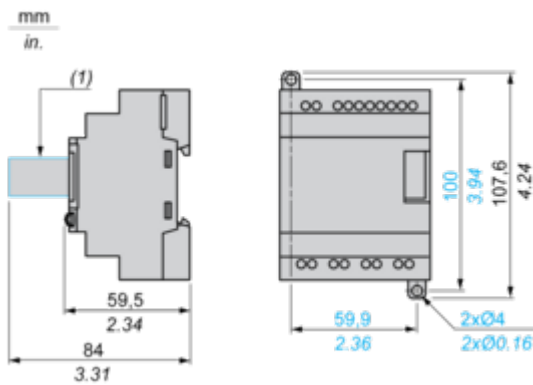
Compact and Modular Smart Relays

Mounting on 35 mm/1.38 in. DIN Rail



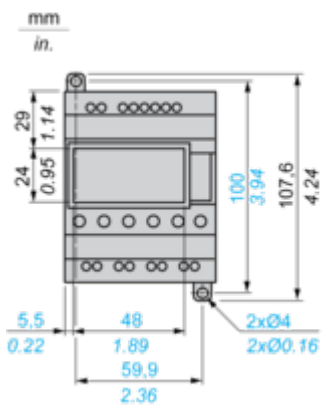
(1) With SR2USB01 or SR2BTC01

Screw Fixing (Retractable Lugs)



(1) With SR2USB01 or SR2BTC01

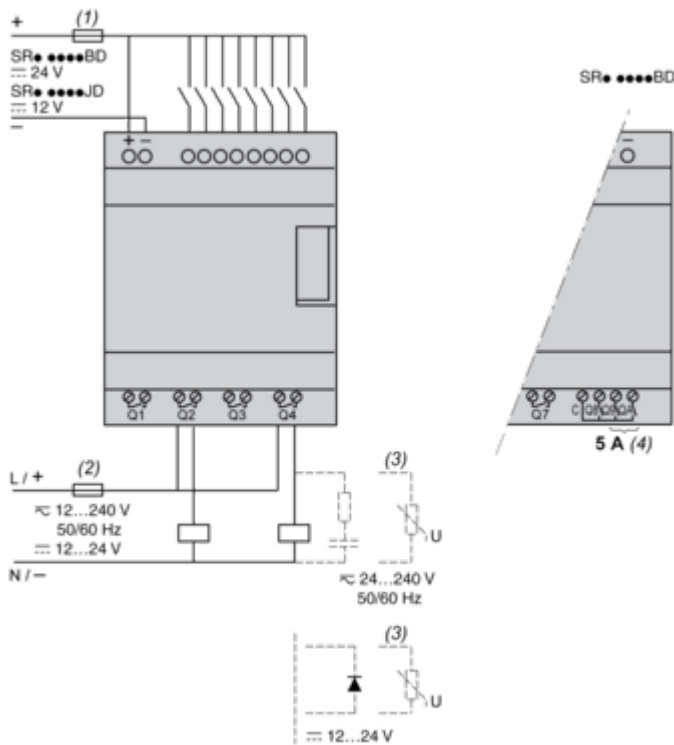
Position of Display



Connections and Schema

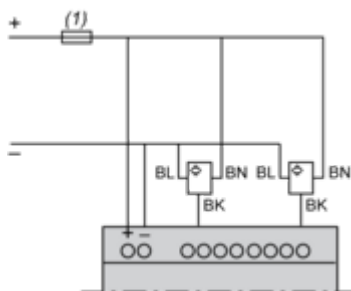
Compact and Modular Smart Relays

Connection of Smart Relays on DC Supply



- (1) 1 A quick-blow fuse or circuit-breaker.
- (2) Fuse or circuit-breaker.
- (3) Inductive load.
- (4) Q9 and QA: 5 A (max. current in terminal C: 10 A).

Discrete Input Used for 3-Wire Sensors



- (1) 1 A quick-blow fuse or circuit-breaker.

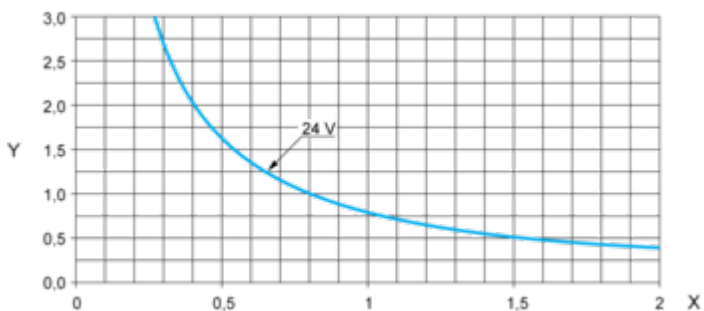
Performance Curves

Compact and Modular Smart Relays

Electrical Durability of Relay Outputs

(in millions of operating cycles, conforming to IEC/EN 60947-5-1)

DC-12 (1)

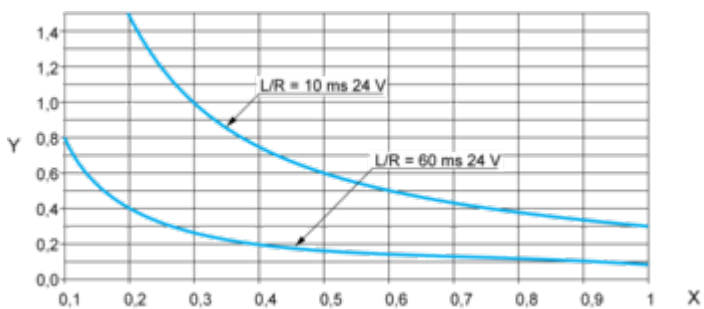


X: Current (A)

Y: Millions of operating cycles

(1) DC-12: control of resistive loads and of solid state loads isolated by opto-coupler, $L/R \leq 1$ ms.

DC-13 (1)



X: Current (A)

Y: Millions of operating cycles

(1) DC-13: switching electromagnets, $L/R \leq 2 \times (U_e \times I_e)$ in ms, U_e : rated operational voltage, I_e : rated operational current (with a protection diode on the load, DC-12 curves must be used with a coefficient of 0.9 applied to the number in millions of operating cycles).

Image of product / Alternate images

Alternative



