

# LVSW-10X BUTTON KIT ENGRAVING FORM

## PROJECT INFORMATION

Provide complete information for button engraving by **ELECTRONIC SUBMISSION ONLY**. No hand written submissions please. Buttons will be engraved exactly as specified on this form. A separate form is required per unique engraving type. Submit completed forms to your regional customer service team for processing.

PROJECT NAME
WATTSTOPPER QUOTE ID
DISTRIBUTOR P.O.#

## SHIPPING INFORMATION

NAME		
COMPANY		
ADDRESS		
CITY	ST	ZIP
PHONE	FAX	

WATTSTOPPER ORDER #  
(INTERNAL USE ONLY)

## ENGRAVING INFORMATION

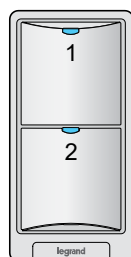
### 1. SELECT A PRODUCT

Select one product below, then enter engraving requirements One form per product.

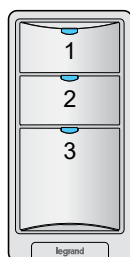
LVSW-KIT-101



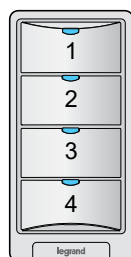
LVSW-KIT-102



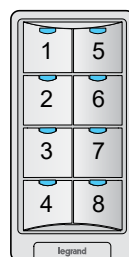
LVSW-KIT-103



LVSW-KIT-104



LVSW-KIT-108



### 2. PRODUCT OPTIONS

#### Switch Color Options

White    Ivory    Black    Light Almond    Gray

Enter Quantity

#### Type Color Options

Default    Red (available for White switch only)

**NOTE:** For White, Ivory, Light Almond, and Gray switches the default type color is black. For Black switches the default type color is white.

### 3. ENGRAVING OPTIONS

**Engraving options must be entered using the text fields provided below.** Any engraving requests using handwritten text or digital markups will be rejected. Engraved text/icons will be centered and top aligned on each button. (15 characters, including spaces, for LVSW-101-104; 7 characters for LVSW-108). For help with this form or for any other questions, please call Customer Care at 800-879-8585 Option 1.

Button 1																				
Button 2																				
Button 3																				
Button 4																				
Button 5																				
Button 6																				
Button 7																				
Button 8																				

CONFIGURATION NAME (OPTIONAL)