


# Product data sheet

Specifications



## Backplane, Modicon X80 automation platform, 4 slots, panel, plate or DIN rail mounting

BMXXBP0400

### Main

Range of product	Modicon X80
Product or component type	Backplane

### Complementary

Number of slots	4 bus X
Product compatibility	BMXP34 processor BMXCPS power supply I/O module Specific application module
Power consumption in W	1.12 W
Electrical connection	1 connector (XBE) expansion module
Fixing mode	By 4 M4/M5/M6 screws, mounting on panel By 4 M4/M5/M6 screws, mounting on mounting plate By clips, mounting on 35 mm symmetrical DIN rail
Height	103.7 mm
Width	242.4 mm
Depth	19 mm
Net weight	0.63 kg

### Environment

IP degree of protection	IP20
Ambient air temperature for operation	0...60 °C
Relative humidity	10...95 % without condensation
Directives	2014/35/EU - low voltage directive 2014/30/EU - electromagnetic compatibility
Product certifications	CE UL CSA RCM EAC UKCA Merchant Navy
Standards	EN/IEC 61131-2 EN/IEC 61010-2-201 UL 61010-2-201 CSA C22.2 No 61010-2-201 IACS E10 EN/IEC 61000-6-5, interface type 1 and type 2 EN/IEC 61850-3, location G

### Packing Units

<b>Unit Type of Package 1</b>	PCE
<b>Number of Units in Package 1</b>	1
<b>Package 1 Height</b>	6.600 cm
<b>Package 1 Width</b>	15.200 cm
<b>Package 1 Length</b>	32.500 cm
<b>Package 1 Weight</b>	681.000 g
<b>Unit Type of Package 2</b>	S04
<b>Number of Units in Package 2</b>	13
<b>Package 2 Height</b>	30.000 cm
<b>Package 2 Width</b>	40.000 cm
<b>Package 2 Length</b>	60.000 cm
<b>Package 2 Weight</b>	9.651 kg
<b>Unit Type of Package 3</b>	P06
<b>Number of Units in Package 3</b>	52
<b>Package 3 Height</b>	75.000 cm
<b>Package 3 Width</b>	60.000 cm
<b>Package 3 Length</b>	80.000 cm
<b>Package 3 Weight</b>	48.604 kg

## Contractual warranty

<b>Warranty</b>	18 months
-----------------	-----------

## Environmental Data

Schneider Electric aims to achieve Net Zero status by 2050 through supply chain partnerships, lower impact materials, and circularity via our ongoing “Use Better, Use Longer, Use Again” campaign to extend product lifetimes and recyclability.

[Environmental Data explained >](#)

[How we assess product sustainability >](#)

### Environmental footprint

Total lifecycle Carbon footprint 55

Environmental Disclosure [Product Environmental Profile](#)

## Use Better

### Materials and Substances

Packaging made with recycled cardboard Yes

Packaging without single use plastic No

[EU RoHS Directive](#) Pro-active compliance (Product out of EU RoHS legal scope)

SCIP Number A051b7bd-2f91-4bd8-bb18-86e885842ab8

REACH Regulation [REACH Declaration](#)

California proposition 65 **WARNING:** This product can expose you to chemicals including: Lead and lead compounds, which is known to the State of California to cause cancer and birth defects or other reproductive harm. For more information go to [www.P65Warnings.ca.gov](http://www.P65Warnings.ca.gov)

## Use Again

### Repack and remanufacture

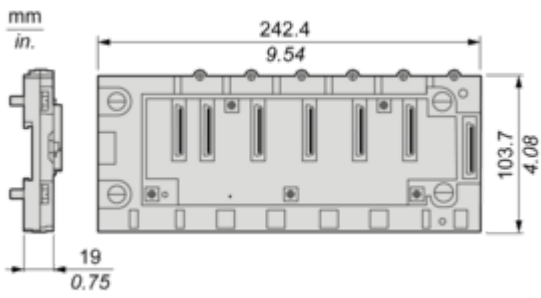
End of life manual availability [End of Life Information](#)

Take-back No

Dimensions Drawings

Dimensions

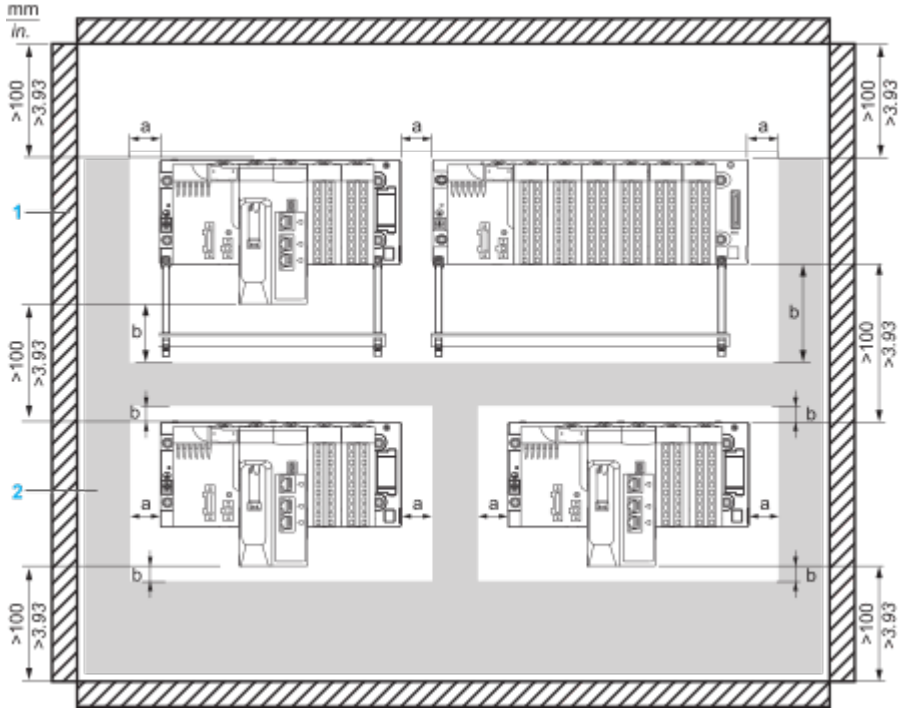
---



Mounting and Clearance

Minimum Clearance

Minimum Clearance of a typical installation in a cabinet with ducts



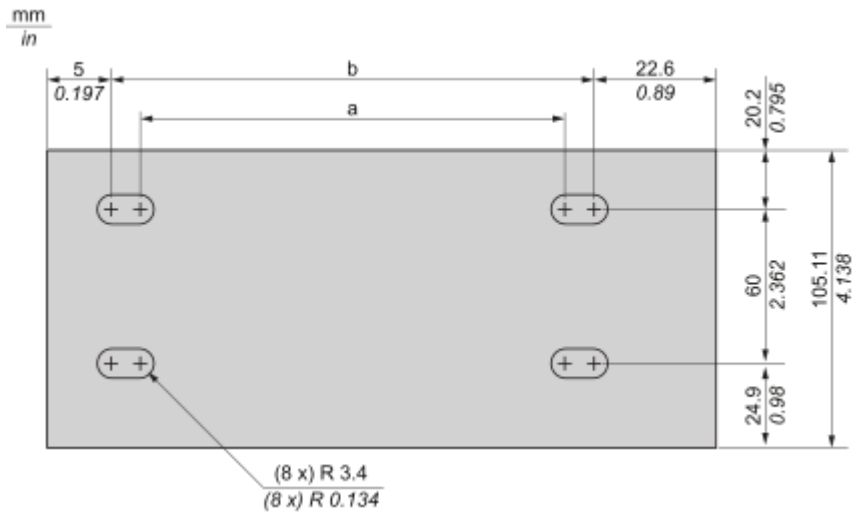
- a Side clearance:  $> 40$  mm (1.57 in.)
- b Top and bottom clearance with surrounding objects:  $> 20$  mm (0.79 in.)
- 1 Installation or casing
- 2 Wiring duct or tray

Mounting on DIN rail

Symmetric DIN rail		Double-profile DIN rail
Type A	Type B	
<p>mm in</p> <p>35 1.38 5.5 0.22 15 0.59</p>	<p>mm in</p> <p>35 1.38 5 0.19 7.2 0.28</p>	<p>mm in</p> <p>35 1.38 7.2 0.28 15 0.59</p>

**NOTE:** When mounted on a type B symmetric DIN rail, the rack withstands less mechanical stress.

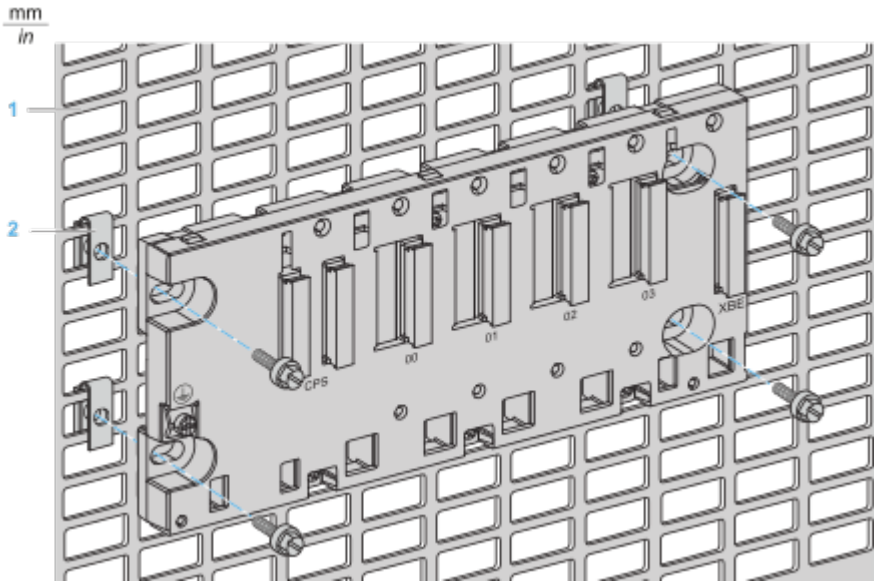
Mounting on panels



Rack Type	a	b	
X Bus racks	BMXXBP0400 BMXXBP0400H	202.1 mm (7.957 in)	214.8 mm (8.457 in)
	BMXXBP0600 BMXXBP0600H	267.5 mm (10.531 in)	280 mm (11.023 in)
	BMXXBP0800 BMXXBP0800H	332.5 mm (13.091 in)	345.2 mm (13.591 in)
	BMXXBP1200 BMXXBP1200H	462.9 mm (18.224 in)	475.6 mm (18.724 in)

Mounting on Telequick mounting plate

---



- 1 Telequick plate
- 2 Clip-on nuts

**NOTE:** The two right side screws are accessible until there is no rack extender module installed

Image of product / Alternate images

Alternative

---

