



# LED Lamps - Tubes

## Type B Double-Ended LED Tubes

Convert your existing linear fluorescent fixture to LED lighting without needing a comprehensive reinstall. LED tubes are ideal for those seeking high energy savings with minimal installation time. The existing fixture is wired to bypass the ballast, which further reduces energy use and eliminates the need to check ballast compatibility.



### PERFORMANCE HIGHLIGHTS:

Type B LED Tubes	
<b>Light Output:</b>	900 - 5,500 Lumens
<b>CRI:</b>	80
<b>CCT:</b>	3000K-5000K
<b>Voltage:</b>	120-277V, 120-347V
<b>Efficiency:</b>	Up to 165 LPW
<b>Wattage:</b>	7-43W
<b>Life:</b>	50,000 - 70,000 hours L70
<b>Temperature Rating:</b>	-20° to 45° C
<b>Rating:</b>	Damp
<b>Fixtures:</b>	Open or Enclosed
<b>Certification:</b>	DLC Listed, NSF Food Zone (covRguard®)

### LIMITED WARRANTY

7 years for 70,000 hours  
5 years for 50,000 hours

### FEATURES:

#### Safety First Built-In Protection:

- Internal Safety Switch-Provides protection for the installer
- Internal Misapplication Circuit: Provides protection if lamp is placed into ballasted fixture
- Optional In-line fuse kit to protect against future re-lamp misapplications (available for ordering separately)

#### Full Portfolio of Type B LED Tubes:

- Glass tubes and plastic coated glass options
- 120-277V and 120-347V options
- T8 & T5 lamps in a variety of lengths and light outputs

### BENEFITS:

- Direct wire to bypass the ballast; reduces energy use, eliminates ballast compatibility concerns and associated ballast maintenance costs
- No socket replacement necessary; double-ended Type B tubes can be used with shunted or non-shunted sockets
- The polycarbonate plastic covRguard® sleeve is factory-sealed on the glass tube to provide a seamless look and feel, eliminating the need for a field-installed sleeve or fixture guard
- covRguard® offers shatter protection and provides containment, eliminating downtime

### LEARN MORE:

To learn more about saving money and energy, go to [www.LED.com](http://www.LED.com).



Not all product variations listed on the page are DLC qualified. To ensure that a specific model is qualified, visit [www.designlights.org/search](http://www.designlights.org/search).



## Type B Tubes

CUSTOMER NAME \_\_\_\_\_  
 PROJECT NAME \_\_\_\_\_  
 DATE \_\_\_\_\_ NOTES \_\_\_\_\_

### Ballast Bypass Glass Tubes - Double Ended - Type B

Bulb Shape	Base Type	Watts	Order Code	Description	Volts	Carton Qty <sup>2</sup>	MOL (in)	Lumens (Initial)	Color Temp. (Initial)	CRI	Rated Life L70 (Hrs) <sup>1</sup>	Power Factor	DLC <sup>3</sup>	Location Rating <sup>3</sup>	Additional Information
<b>Ballast Bypass - 8ft Glass Tubes</b>															
T8	R17d	43	93132591	LED43BDT8/G8/835	120-277	20	96	5000	3500K	80	50,000	>0.9	-	Damp	
	R17d	43	93132593	LED43BDT8/G8/850	120-277	20	96	5500	5000K	80	50,000	>0.9	-	Damp	
	Fa8	34	93122170	LED34BDT8/G/8/830	120-277	20	96	4000	3000K	80	50,000	>0.9	Yes	Damp	
	Fa8	34	93122171	LED34BDT8/G/8/835	120-277	20	96	4000	3500K	80	50,000	>0.9	Yes	Damp	
	Fa8	34	93122172	LED34BDT8/G/8/840	120-277	20	96	4400	4000K	80	50,000	>0.9	Yes	Damp	
	Fa8	34	93122174	LED34BDT8/G/8/850	120-277	20	96	4400	5000K	80	50,000	>0.9	Yes	Damp	
<b>Ballast Bypass - 4ft XL Glass Tubes</b>															
T8	G13	16	93132587	LED16BDT8/G4/835XL	120-277	20	48	2500	3500K	80	70,000	>0.9	Yes	Damp	
	G13	16	93132588	LED16BDT8/G4/840XL	120-277	20	48	2550	4000K	80	70,000	>0.9	Yes	Damp	
	G13	16	93132589	LED16BDT8/G4/850XL	120-277	20	48	2550	5000K	80	70,000	>0.9	Yes	Damp	
	G13	13	93132552	LED13BDT8/G4/830XL	120-277	20	48	1950	3000K	80	70,000	>0.9	Yes	Damp	
	G13	13	93132553	LED13BDT8/G4/835XL	120-277	20	48	2000	3500K	80	70,000	>0.9	Yes	Damp	
	G13	13	93132554	LED13BDT8/G4/840XL	120-277	20	48	2050	4000K	80	70,000	>0.9	Yes	Damp	
	G13	13	93132555	LED13BDT8/G4/850XL	120-277	20	48	2050	5000K	80	70,000	>0.9	Yes	Damp	
	G13	9.5	93132549	LED9BDT8/G4/835XL	120-277	20	48	1600	3500K	80	70,000	>0.9	Yes	Damp	
	G13	9.5	93132550	LED9BDT8/G4/840XL	120-277	20	48	1650	4000K	80	70,000	>0.9	Yes	Damp	
	G13	9.5	93132551	LED9BDT8/G4/850XL	120-277	20	48	1650	5000K	80	70,000	>0.9	Yes	Damp	
<b>Ballast Bypass - 4ft Glass Tubes</b>															
T8	G13	16	93123476	LED16BDT8/G4/830	120-277	20	48	2100	3000K	80	50,000	>0.9	Yes	Damp	
	G13	16	93125618	LED16BDT8/G4/835	120-277	20	48	2150	3500K	80	50,000	>0.9	Yes	Damp	
	G13	16	93125620	LED16BDT8/G4/840	120-277	20	48	2200	4000K	80	50,000	>0.9	Yes	Damp	
	G13	16	93125622	LED16BDT8/G4/850	120-277	20	48	2200	5000K	80	50,000	>0.9	Yes	Damp	
	G13	14	39493	LED14BDT8/G4/830	120-277	20	48	1700	3000K	80	50,000	>0.9	Yes	Damp	
	G13	14	39494	LED14BDT8/G4/835	120-277	20	48	1750	3500K	80	50,000	>0.9	Yes	Damp	
	G13	14	39498	LED14BDT8/G4/840	120-277	20	48	1800	4000K	80	50,000	>0.9	Yes	Damp	
	G13	14	39519	LED14BDT8/G4/850	120-277	20	48	1850	5000K	80	50,000	>0.9	Yes	Damp	
	G13	11	93117212	LED11BDT8/G4/830	120-277	20	48	1600	3000K	80	50,000	>0.9	-	Damp	
	G13	11	93117213	LED11BDT8/G4/835	120-277	20	48	1650	3500K	80	50,000	>0.9	Yes	Damp	
	G13	11	93117214	LED11BDT8/G4/840	120-277	20	48	1650	4000K	80	50,000	>0.9	Yes	Damp	
	G13	11	93117215	LED11BDT8/G4/850	120-277	20	48	1700	5000K	80	50,000	>0.9	Yes	Damp	
<b>Ballast Bypass - 3ft Glass Tubes</b>															
T8	G13	12	39525	LED12BDT8/G3/830	120-277	20	36	1450	3000K	80	50,000	>0.9	Yes	Damp	
	G13	12	39547	LED12BDT8/G3/835	120-277	20	36	1500	3500K	80	50,000	>0.9	Yes	Damp	
	G13	12	39554	LED12BDT8/G3/840	120-277	20	36	1550	4000K	80	50,000	>0.9	Yes	Damp	
	G13	12	39557	LED12BDT8/G3/850	120-277	20	36	1550	5000K	80	50,000	>0.9	Yes	Damp	
<b>Ballast Bypass - 2ft Glass Tubes</b>															
T8	G13	9	39558	LED9BDT8/G2/830	120-277	20	24	1100	3000K	80	50,000	>0.9	Yes	Damp	
	G13	9	39560	LED9BDT8/G2/835	120-277	20	24	1150	3500K	80	50,000	>0.9	Yes	Damp	
	G13	9	39561	LED9BDT8/G2/840	120-277	20	24	1200	4000K	80	50,000	>0.9	Yes	Damp	
	G13	9	39563	LED9BDT8/G2/850	120-277	20	24	1200	5000K	80	50,000	>0.9	Yes	Damp	
<b>Ballast Bypass - U1 Glass Tubes- 1-5/8" leg spacing</b>															
T8-U1	2G13	13	93107352	LED13BDT8/U/835	120-277	20	22.5	1800	3500K	80	50,000	>0.9	Yes	Damp	1-5/8" leg spacing
	2G13	13	93107388	LED13BDT8/U/840	120-277	20	22.5	1850	4000K	80	50,000	>0.9	Yes	Damp	1-5/8" leg spacing
	2G13	13	93107389	LED13BDT8/U/850	120-277	20	22.5	1850	5000K	80	50,000	>0.9	Yes	Damp	1-5/8" leg spacing
<b>Ballast Bypass - U6 Glass Tubes- 6" leg spacing</b>															
T8-U6	2G13	13	93133049	LED13BDT8/U6/830	120-277	12	22.5	1750	3000K	80	50,000	>0.9	Yes	Damp	6" leg spacing
	2G13	13	93133050	LED13BDT8/U6/835	120-277	12	22.5	1800	3500K	80	50,000	>0.9	Yes	Damp	6" leg spacing
	2G13	13	93133051	LED13BDT8/U6/840	120-277	12	22.5	1850	4000K	80	50,000	>0.9	Yes	Damp	6" leg spacing
	2G13	13	93133052	LED13BDT8/U6/850	120-277	12	22.5	1850	5000K	80	50,000	>0.9	Yes	Damp	6" leg spacing

<sup>1</sup> The life rating is based on the hours of operation the lamp will provide before reaching 70% of its original lumen output (L70)

<sup>2</sup> Minimum order quantity = Carton Qty

<sup>3</sup> UL 1993 Environmental Requirements for LED LAMPS

Damp Location - Exterior or interior location that is normally or periodically subject to condensation of moisture in, on, or adjacent to electrical equipment, including partially protected locations

<sup>4</sup> Not all product variations on this page are DLC qualified. Visit [qpl.designlights.org/solid-state-lighting](http://qpl.designlights.org/solid-state-lighting) to confirm qualification.



## Type B Tubes

CUSTOMER NAME \_\_\_\_\_  
 PROJECT NAME \_\_\_\_\_  
 DATE \_\_\_\_\_ NOTES \_\_\_\_\_

### Ballast Bypass covGuard® Plastic Sleeved Glass Tubes - Double Ended - Type B

Bulb Shape	Base Type	Watts	Order Code	Description	Volts	Carton Qty <sup>2</sup>	MOL (in)	Lumens (Initial)	Color Temp. (Initial)	CRI	Rated Life L70 (Hrs) <sup>1</sup>	Power Factor	DLC <sup>3,4</sup>	Location Rating <sup>3</sup>	Additional Information
<b>Ballast Bypass - 4ft covGuard® Plastic Sleeved Glass Tubes</b>															
T8	G13	16	93154588	LED16BDT8/G4/835XL/CVG	120-277	20	48	2400	3500K	80	70,000	>0.9	Yes	Damp	NSF Food Zone
G13	16	93154589	LED16BDT8/G4/840XL/CVG	120-277	20	48	2450	4000K	80	70,000	>0.9	Yes	Damp	NSF Food Zone	
G13	16	93154586	LED16BDT8/G4/850XL/CVG	120-277	20	48	2450	5000K	80	70,000	>0.9	Yes	Damp	NSF Food Zone	
G13	13	93154613	LED13BDT8/G4/835XL/CVG	120-277	20	48	1900	3500K	80	70,000	>0.9	Yes	Damp	NSF Food Zone	
G13	13	93154590	LED13BDT8/G4/840XL/CVG	120-277	20	48	1950	4000K	80	70,000	>0.9	Yes	Damp	NSF Food Zone	
G13	13	93154612	LED13BDT8/G4/850XL/CVG	120-277	20	48	1950	5000K	80	70,000	>0.9	Yes	Damp	NSF Food Zone	
G13	9	93154615	LED9BDT8/G4/835XL/CVG	120-277	20	48	1550	3500K	80	70,000	>0.9	-	Damp	NSF Food Zone	
G13	9	93154616	LED9BDT8/G4/840XL/CVG	120-277	20	48	1600	4000K	80	70,000	>0.9	Yes	Damp	NSF Food Zone	

### Ballast Bypass PET Plastic Coated Glass Tubes - Double Ended - Type B

Bulb Shape	Base Type	Watts	Order Code	Description	Volts	Carton Qty <sup>2</sup>	MOL (in)	Lumens (Initial)	Color Temp. (Initial)	CRI	Rated Life L70 (Hrs) <sup>1</sup>	Power Factor	DLC <sup>3,4</sup>	Location Rating <sup>3</sup>	Additional Information
<b>Ballast Bypass - 4ft PET Plastic Coated Glass Tubes</b>															
T8	G13	14	93123124	LED14BDT8/G4/835CT	120-277	20	48	1750	3500K	80	50,000	>0.9	Yes	Damp	NSF Splash Zone
G13	14	93123316	LED14BDT8/G4/840CT	120-277	20	48	1750	4000K	80	50,000	>0.9	Yes	Damp	NSF Splash Zone	
G13	14	93123317	LED14BDT8/G4/850CT	120-277	20	48	1800	5000K	80	50,000	>0.9	Yes	Damp	NSF Splash Zone	
G13	11	93129666	LED11BDT8/G4/840CT	120-277	20	48	1650	4000K	80	50,000	>0.9	Yes	Damp	NSF Splash Zone	
<b>Ballast Bypass - 3ft LED Tube - PET Plastic Coated Glass</b>															
T8	G13	12	93154450	LED12BDT8/G3/840CT	120-277	20	36	1450	4000K	80	50,000	>0.9	Yes	Damp	NSF Splash Zone
<b>Ballast Bypass - 2ft LED Tube - PET Plastic Coated Glass</b>															
T8	G13	9	93154445	LED9BDT8/G2/840CT	120-277	20	24	1100	4000K	80	50,000	>0.9	Yes	Damp	NSF Splash Zone

### 120-347V Ballast Bypass Glass Tubes - Double Ended - Type B

Bulb Shape	Base Type	Watts	Order Code	Description	Volts	Carton Qty <sup>2</sup>	MOL (in)	Lumens (Initial)	Color Temp. (Initial)	CRI	Rated Life L70 (Hrs) <sup>1</sup>	Power Factor	DLC <sup>3,4</sup>	Location Rating <sup>3</sup>	Additional Information
<b>120-347V Ballast Bypass - 8ft Glass Tubes</b>															
T8	R17d	42	93309189	LED42BDT8/G8/R17d/840/120-347	120-347	20	96	5500	4000K	80	50,000	>0.9	-	Damp	
	R17d	42	93309190	LED42BDT8/G8/R17d/850/120-347	120-347	20	96	5500	5000K	80	50,000	>0.9	-	Damp	
	Fa8	42	93309184	LED42BDT8/G8/Fa8/835/120-347	120-347	20	96	5400	3500K	80	50,000	>0.9	-	Damp	
	Fa8	42	93309185	LED42BDT8/G8/Fa8/840/120-347	120-347	20	96	5500	4000K	80	50,000	>0.9	-	Damp	
	Fa8	42	93309186	LED42BDT8/G8/Fa8/850/120-347	120-347	20	96	5500	5000K	80	50,000	>0.9	-	Damp	
<b>120-347V Ballast Bypass - 4ft Glass Tubes</b>															
T8	G13	15	93150744	LED15BDT8/G4/830/120-347	120-347	20	48	2000	3000K	80	50,000	>0.9	Yes	Damp	
G13	15	93150745	LED15BDT8/G4/835/120-347	120-347	20	48	2100	3500K	80	50,000	>0.9	Yes	Damp		
G13	15	93150774	LED15BDT8/G4/840/120-347	120-347	20	48	2200	4000K	80	50,000	>0.9	Yes	Damp		
G13	15	93150775	LED15BDT8/G4/850/120-347	120-347	20	48	2200	5000K	80	50,000	>0.9	Yes	Damp		
G13	11.5	93305112	LED11BDT8/G4/830/120-347	120-347	20	48	1700	3000K	80	50,000	>0.9	Yes	Damp		
G13	11.5	93305113	LED11BDT8/G4/835/120-347	120-347	20	48	1750	3500K	80	50,000	>0.9	Yes	Damp		
G13	11.5	93305115	LED11BDT8/G4/840/120-347	120-347	20	48	1800	4000K	80	50,000	>0.9	Yes	Damp		
G13	11.5	93305116	LED11BDT8/G4/850/120-347	120-347	20	48	1800	5000K	80	50,000	>0.9	Yes	Damp		
<b>120-347V Ballast Bypass - 3ft Glass Tubes</b>															
T8	G13	12	93309175	LED12BDT8/G3/830/120-347	120-347	20	36	1500	3000K	80	50,000	>0.9	-	Damp	
	G13	12	93309176	LED12BDT8/G3/835/120-347	120-347	20	36	1550	3500K	80	50,000	>0.9	-	Damp	
	G13	12	93309177	LED12BDT8/G3/840/120-347	120-347	20	36	1600	4000K	80	50,000	>0.9	-	Damp	
	G13	12	93309178	LED12BDT8/G3/850/120-347	120-347	20	36	1600	5000K	80	50,000	>0.9	-	Damp	
<b>120-347V Ballast Bypass - 2ft Glass Tubes</b>															
T8	G13	7	93309179	LED7BDT8/G2/830/120-347	120-347	20	24	900	3000K	80	50,000	>0.9	-	Damp	
	G13	7	93309180	LED7BDT8/G2/835/120-347	120-347	20	24	925	3500K	80	50,000	>0.9	-	Damp	
	G13	7	93309181	LED7BDT8/G2/840/120-347	120-347	20	24	950	4000K	80	50,000	>0.9	-	Damp	
	G13	7	93309182	LED7BDT8/G2/850/120-347	120-347	20	24	950	5000K	80	50,000	>0.9	-	Damp	

<sup>1</sup> The life rating is based on the hours of operation the lamp will provide before reaching 70% of its original lumen output (L70)

<sup>2</sup> Minimum order quantity = Carton Qty

<sup>3</sup> UL 1993 Environmental Requirements for LED LAMPS

<sup>4</sup> Damp Location - Exterior or interior location that is normally or periodically subject to condensation of moisture in, on, or adjacent to electrical equipment, including partially protected locations

<sup>5</sup> Not all product variations on this page are DLC qualified. Visit [qpl.designlights.org/solid-state-lighting](http://qpl.designlights.org/solid-state-lighting) to confirm qualification.



# LED Lamps - Tubes

## Type B Tubes

CUSTOMER NAME \_\_\_\_\_  
 PROJECT NAME \_\_\_\_\_  
 DATE \_\_\_\_\_ NOTES \_\_\_\_\_

### Ballast Bypass Glass Tubes - Double Ended - Type B - T5

Bulb Shape	Base Type	Watts	Order Code	Description	Volts	Carton Qty <sup>2</sup>	MOL (in)	Lumens (Initial)	Color Temp. (Initial)	CRI	Rated Life L70 (Hrs) <sup>1</sup>	Power Factor	DLC <sup>3,4</sup>	Location Rating <sup>3</sup>	Additional Information
<b>Ballast Bypass - 4ft T5 HO Glass Tubes</b>															
T5	G5	25	93100292	LED25BDT5/G4/830	120-277	20	46	3300	3000K	80	50,000	>0.9	Yes	Damp	
	G5	25	93100293	LED25BDT5/G4/835	120-277	20	46	3400	3500K	80	50,000	>0.9	Yes	Damp	
	G5	25	93100294	LED25BDT5/G4/840	120-277	20	46	3500	4000K	80	50,000	>0.9	Yes	Damp	
	G5	25	93100295	LED25BDT5/G4/850	120-277	20	46	3600	5000K	80	50,000	>0.9	Yes	Damp	
<b>Ballast Bypass - 3ft T5 HO Glass Tubes</b>															
T5	G5	17	93114325	LED17BDT5/G3/830	120-277	20	34	2300	3000K	80	50,000	>0.9	-	Damp	
	G5	17	93114626	LED17BDT5/G3/835	120-277	20	34	2400	3500K	80	50,000	>0.9	-	Damp	
	G5	17	93114629	LED17BDT5/G3/840	120-277	20	34	2500	4000K	80	50,000	>0.9	-	Damp	
<b>Ballast Bypass - 2ft T5 HO Glass Tubes</b>															
T5	G5	11	93113793	LED11BDT5/G2/830	120-277	20	22	1500	3000K	80	50,000	>0.9	-	Damp	
	G5	11	93114322	LED11BDT5/G2/835	120-277	20	22	1550	3500K	80	50,000	>0.9	-	Damp	
	G5	11	93114323	LED11BDT5/G2/840	120-277	20	22	1600	4000K	80	50,000	>0.9	-	Damp	
	G5	11	93114324	LED11BDT5/G2/850	120-277	20	22	1650	5000K	80	50,000	>0.9	-	Damp	
<b>Ballast Bypass - 4ft T5 HE Glass Tubes</b>															
T5	G5	14	93128354	LED14BDT5G4830HE	120-277	20	46	2050	3000K	80	50,000	>0.9	Yes	Damp	
	G5	14	93128355	LED14BDT5G4835HE	120-277	20	46	2100	3500K	80	50,000	>0.9	Yes	Damp	
	G5	14	93128486	LED14BDT5G4840HE	120-277	20	46	2150	4000K	80	50,000	>0.9	Yes	Damp	
	G5	14	93128487	LED14BDT5G4850HE	120-277	20	46	2150	5000K	80	50,000	>0.9	Yes	Damp	
<b>Ballast Bypass - 3ft T5 HE Glass Tubes</b>															
T5	G5	11	93128488	LED11BDT5G3830HE	120-277	20	34	1600	3000K	80	50,000	>0.9	-	Damp	
	G5	11	93128490	LED11BDT5G3835HE	120-277	20	34	1650	3500K	80	50,000	>0.9	-	Damp	
	G5	11	93128491	LED11BDT5G3840HE	120-277	20	34	1700	4000K	80	50,000	>0.9	-	Damp	
	G5	11	93128492	LED11BDT5G3850HE	120-277	20	34	1700	5000K	80	50,000	>0.9	-	Damp	
<b>Ballast Bypass - 2ft T5 HE Glass Tubes</b>															
T5	G5	9	93128494	LED9BDT5G2/830HE	120-277	20	22	1250	3000K	80	50,000	>0.9	-	Damp	
	G5	9	93128495	LED9BDT5G2/835HE	120-277	20	22	1300	3500K	80	50,000	>0.9	-	Damp	
	G5	9	93128570	LED9BDT5G2/840HE	120-277	20	22	1350	4000K	80	50,000	>0.9	-	Damp	
	G5	9	93128571	LED9BDT5G2/850HE	120-277	20	22	1350	5000K	80	50,000	>0.9	-	Damp	

### Ballast Bypass covRguard® Plastic Sleeved Glass Tubes - Double Ended - Type B - T5

Bulb Shape	Base Type	Watts	Order Code	Description	Volts	Carton Qty <sup>2</sup>	MOL (in)	Lumens (Initial)	Color Temp. (Initial)	CRI	Rated Life L70 (Hrs) <sup>1</sup>	Power Factor	DLC <sup>3,4</sup>	Location Rating <sup>3</sup>	Additional Information
<b>Ballast Bypass - 4ft covRguard® Plastic Sleeved Glass Tubes</b>															
T5	G5	25	93155904	LED25BDT5/G4/840/CVG	120-277	20	46	3400	4000K	80	50,000	>0.9	Yes	Damp	NSF Food Zone
	G5	25	93155905	LED25BDT5/G4/850/CVG	120-277	20	46	3400	5000K	80	50,000	>0.9	Yes	Damp	NSF Food Zone

### 120-347V Ballast Bypass Glass Tubes - Double Ended - Type B - T5

Bulb Shape	Base Type	Watts	Order Code	Description	Volts	Carton Qty <sup>2</sup>	MOL (in)	Lumens (Initial)	Color Temp. (Initial)	CRI	Rated Life L70 (Hrs) <sup>1</sup>	Power Factor	DLC <sup>3,4</sup>	Location Rating <sup>3</sup>	Additional Information
<b>120-347V Ballast Bypass - 4ft T5 HO Glass Tubes</b>															
T5	G5	25	93305599	LED25BDT5/G4/835/120-347	120-347	25	46	3400	3500K	80	50,000	>0.9	Yes	Damp	
	G5	25	93305600	LED25BDT5/G4/840/120-347	120-347	25	46	3500	4000K	80	50,000	>0.9	Yes	Damp	
	G5	25	93305601	LED25BDT5/G4/850/120-347	120-347	25	46	3500	5000K	80	50,000	>0.9	Yes	Damp	

<sup>1</sup> The life rating is based on the hours of operation the lamp will provide before reaching 70% of its original lumen output (L70)

<sup>2</sup> Minimum order quantity = Carton Qty

<sup>3</sup> UL 1993 Environmental Requirements for LED LAMPS

Damp Location - Exterior or interior location that is normally or periodically subject to condensation of moisture in, on, or adjacent to electrical equipment, including partially protected locations

<sup>4</sup> Not all product variations on this page are DLC qualified. Visit [qpl.designlights.org/solid-state-lighting](http://qpl.designlights.org/solid-state-lighting) to confirm qualification.



## Type B Tubes

CUSTOMER NAME \_\_\_\_\_  
 PROJECT NAME \_\_\_\_\_  
 DATE \_\_\_\_\_ NOTES \_\_\_\_\_



### LumenChoice®

Optimize light levels and power consumption instantly, maximizing energy savings immediately

Make lumen/wattage selections easily at any time with integrated switch, no tools required


## LumenChoice® + SpectraChoice™



### SpectraChoice™

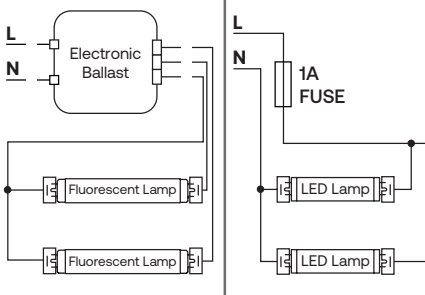
Match the color of lighting across a facility or choose to change the aesthetic of a space

Make color temperature selections easily at any time with integrated switch, no tools required

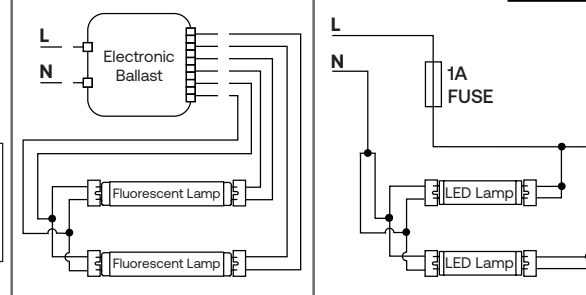


### Wiring Diagrams for Double-Ended Type B LED Tubes

Shunted Sockets



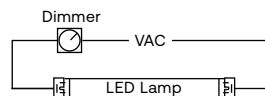
Unshunted Sockets



### Type B Tube Misapplication Fuse Kit

Order Code	Description	Kit Contents
39017	BT8-1AFUSEKIT	1 Fuse (1A), 1 Fuse Holder

Power Line Dimming Option  
(Contact Current for more information)





## Type B Tubes

CUSTOMER NAME	
PROJECT NAME	
DATE	NOTES

### Ballast Bypass Selectable LumenChoice® + SpectraChoice™ Glass Tubes - Double Ended - Type B

Bulb Shape	Base Type	Order Code	Description	Volts	Carton Qty <sup>2</sup>	MOL (in)	Selectable Watts*	Selectable Lumens (Initial)*	Selectable Color Temp. (Initial)*	CRI	Rated Life L70 (Hrs) <sup>1</sup>	Power Factor	DLC* ID <sup>4</sup>	Location Rating <sup>3</sup>	Additional Information
<b>Ballast Bypass (Type B) - 4ft Glass Tubes</b>															
T8	G13	93301824	LEDLCBDT8/G4/8SC	120-277	20	48	8 12* 16	1100 1600* 2000	3500K 4000K* 5000K	80	70,000	>0.9	S-3Q0BDP	Damp	Ballast Bypass
T8	G13	93313525	LEDLCBDT8/G4/8SCXL/120-347	120-347	20	48	10 13* 16	1650 2050* 2550	3000K 3500K 4000K* 5000K	80	70,000	>0.9	S-3PNR2	Damp	Ballast Bypass
<b>Ballast Bypass (Type B) - 3ft Glass Tubes</b>															
T8	G13	93313565	LEDLCBDT8/G3/8SC/120-347	120-347	20	36	10 12* 14	1400 1650* 1800	3000K 3500K 4000K* 5000K	80	70,000	>0.9	S-6N1DV1	Damp	Ballast Bypass
<b>Ballast Bypass (Type B) - 2ft Glass Tubes</b>															
T8	G13	93313567	LEDLCBDT8/G2/8SC/120-347	120-347	20	24	7 9* 11	950 1150* 1350	3000K 3500K 4000K* 5000K	80	70,000	>0.9	S-HXPL6T	Damp	Ballast Bypass

### Ballast Bypass Selectable LumenChoice® Glass Tubes - Double Ended - Type B

Bulb Shape	Base Type	Order Code	Description	Volts	Carton Qty <sup>2</sup>	MOL (in)	Selectable Watts*	Selectable Lumens (Initial)*	Color Temp. (Initial)	CRI	Rated Life L70 (Hrs) <sup>1</sup>	Power Factor	DLC* ID <sup>4</sup>	Location Rating <sup>3</sup>	Additional Information
<b>Ballast Bypass (Type B) - 4ft Glass Tubes</b>															
T8	G13	93301783	LEDLCBDT8/G4/840	120-277	20	48	8 12* 16	1100 1600* 2000	4000K	80	70,000	>0.9	S-Z2H9M3	Damp	Ballast Bypass

### Ballast Bypass Selectable SpectraChoice™ Glass Tubes - Double Ended - Type B

Bulb Shape	Base Type	Order Code	Description	Volts	Carton Qty <sup>2</sup>	MOL (in)	Watts	Lumens (Initial)*	Selectable Color Temp. (Initial)*	CRI	Rated Life L70 (Hrs) <sup>1</sup>	Power Factor	DLC* ID <sup>4</sup>	Location Rating <sup>3</sup>	Additional Information
<b>Ballast Bypass (Type B) - 8ft Glass Tubes</b>															
T8	Fa8	93319020	LED42BDT8/G8/Fa8/8SC/120-347	120-347	10	96	42	5300 5500 5500* 5400	3500K 4000K 5000K* 6500K	80	50,000	>0.9	S-FVL70T	Damp	Ballast Bypass
<b>Ballast Bypass (Type B) - 4ft Glass Tubes</b>															
T8	G13	93313519	LED16BDT8/G4/8SCXL/120-347	120-347	20	48	16	2550	3000K 3500K 4000K* 5000K	80	70,000	>0.9	S-Y9PPM3	Damp	Ballast Bypass
T8	G13	93313501	LED13BDT8/G4/8SCXL/120-347	120-347	20	48	13	2050	3000K 3500K 4000K* 5000K	80	70,000	>0.9	S-77F6BV	Damp	Ballast Bypass
T8	G13	93313483	LED10BDT8/G4/8SCXL/120-347	120-347	20	48	10	1650	3000K 3500K 4000K* 5000K	80	70,000	>0.9	S-MY0H3W	Damp	Ballast Bypass
T8	G13	93315883	LED14BDT8/G4/8SC	120-277	20	48	14	1850	3000K 3500K 4000K* 5000K	80	50,000	>0.9	S-C04HBD	Damp	Ballast Bypass
<b>Ballast Bypass (Type B) - 18 in Glass Tubes</b>															
T8	G13	93319892	LED7BDT8/G18/8SC/120-347	120-347	20	18	7	900 1000 1000 950	3000K 3500K 4000K* 5000K	80	70,000	>0.9	-	Damp	Ballast Bypass

For Selectable R17d Signage and Standard Glass Tubes, refer to spec sheet GEL268

Information provided is subject to change without notice. Please verify all details with Current. All values are design or typical values when measured under laboratory conditions, and Current makes no warranty or guarantee, expressed or implied, that such performance will be obtained under end-use conditions.

<sup>1</sup> The life rating is based on the hours of operation the lamp will provide before reaching 70% of its original lumen output (L70)

<sup>2</sup> Minimum order quantity from Current = Case Qty

<sup>3</sup> UL 1993 Environmental Requirements for LED LAMPS

Damp Location - Exterior or interior location that is normally or periodically subject to condensation of moisture in, on, or adjacent to electrical equipment, including partially protected locations

<sup>4</sup> Visit [qpl.designlights.org/solid-state-lighting](http://qpl.designlights.org/solid-state-lighting) to confirm qualification.


\* Default wattage and color temperature settings noted by "\*" in tables above.



# LED Lamps - Tubes

## Type B Tubes

CUSTOMER NAME \_\_\_\_\_  
 PROJECT NAME \_\_\_\_\_  
 DATE \_\_\_\_\_ NOTES \_\_\_\_\_



### Metric Ballast Bypass Selectable LumenChoice® + SpectraChoice™ Glass Tubes - Double Ended - Type B

Bulb Shape	Base Type	Order Code	Description	Volts	Carton Qty <sup>2</sup>	MOL (in)	Selectable Watts*	Selectable Lumens (Initial)*	Selectable Color Temp. (Initial)*	CRI	Rated Life L70 (Hrs) <sup>1</sup>	Power Factor	DLC ID <sup>4</sup>	Location Rating <sup>3</sup>	Additional Information	
<b>Ballast Bypass (Type B) - 46" Metric Glass Tubes</b>																
T8	G13	93319902	LEDLCBDT8/G/BSC/METRIC	120-347	20	46	10	1,500	3000K	80	70,000	>0.9	-	Damp	Ballast Bypass	
								1,550	3500K							
								1,600	4000K							
								1,600	5000K							
								1,800	3000K							
							13*	1,900	3500K							
								2,000*	4000K*							
								2,000	5000K							
								16	2,350							3000K
									2,450							3500K
2,500	4000K															
2,500	5000K															

Information provided is subject to change without notice. Please verify all details with Current. All values are design or typical values when measured under laboratory conditions, and Current makes no warranty or guarantee, expressed or implied, that such performance will be obtained under end-use conditions.

<sup>1</sup> The life rating is based on the hours of operation the lamp will provide before reaching 70% of its original lumen output (L70)

<sup>2</sup> Minimum order quantity from Current = Case Qty

<sup>3</sup> UL 1993 Environmental Requirements for LED LAMPS

<sup>4</sup> Damp Location - Exterior or interior location that is normally or periodically subject to condensation of moisture in, on, or adjacent to electrical equipment, including partially protected locations

<sup>5</sup> Visit [qpl.designlights.org/solid-state-lighting](http://qpl.designlights.org/solid-state-lighting) to confirm qualification.

\* Default wattage and color temperature settings noted by "\*" in tables above.



# LED Lamps - Tubes

## Type B Tubes

CUSTOMER NAME \_\_\_\_\_  
 PROJECT NAME \_\_\_\_\_  
 DATE \_\_\_\_\_ NOTES \_\_\_\_\_



### Ballast Bypass Selectable LumenChoice® + SpectraChoice™ T5 Glass Tubes - Double Ended - Type B

Bulb Shape	Base Type	Order Code	Description	Volts	Carton Qty <sup>2</sup>	MOL (in)	Selectable Watts*	Selectable Lumens (Initial)*	Selectable Color Temp. (Initial)*	CRI	Rated Life L70 (Hrs) <sup>1</sup>	Power Factor	DLC ID <sup>4</sup>	Location Rating <sup>3</sup>	Additional Information
<b>Ballast Bypass (Type B) - 4ft Glass Tubes</b>															
T5	G5	93319129	LEDLCBDT5/G4/8SC/120-347	120-347	20	46	14	2,000	3000K	80	50,000	>0.9	-	Damp	Ballast Bypass
								2,100	3500K						
								2,200	4000K						
								2,100	5000K						
								2,700	3000K						
								2,800	3500K						
								2,900	4000K						
								2,800	5000K						
								3,200	3000K						
								3,400	3500K						
								3,500*	4000K*						
								3,400	5000K						
<b>Ballast Bypass (Type B) - 3ft Glass Tubes</b>															
T5	G5	93319131	LEDLCBDT5/G3/8SC/120-347	120-347	20	34	11.5	1,600	3000K	80	50,000	>0.9	-	Damp	Ballast Bypass
								1,650	3500K						
								1,700	4000K						
								1,700	5000K						
								2,000	3000K						
								2,050	3500K						
								2,100	4000K						
								2,100	5000K						
								2,400	3000K						
								2,450	3500K						
								2,500*	4000K*						
								2,500	5000K						
<b>Ballast Bypass (Type B) - 2ft Glass Tubes</b>															
T5	G5	93319133	LEDLCBDT5/G2/8SC/120-347	120-347	20	22	7	950	3000K	80	50,000	>0.9	-	Damp	Ballast Bypass
								1,000	3500K						
								1,050	4000K						
								1,050	5000K						
								1,250	3000K						
								1,300	3500K						
								1,350	4000K						
								1,350	5000K						
								1,500	3000K						
								1,550	3500K						
								1,600*	4000K*						
								1,600	5000K						

Information provided is subject to change without notice. Please verify all details with Current. All values are design or typical values when measured under laboratory conditions, and Current makes no warranty or guarantee, expressed or implied, that such performance will be obtained under end-use conditions.

<sup>1</sup> The life rating is based on the hours of operation the lamp will provide before reaching 70% of its original lumen output (L70)

<sup>2</sup> Minimum order quantity from Current - Case Qty

<sup>3</sup> UL 1993 Environmental Requirements for LED LAMPS

<sup>4</sup> Damp Location - Exterior or interior location that is normally or periodically subject to condensation of moisture in, on, or adjacent to electrical equipment, including partially protected locations

<sup>5</sup> Visit [qpl.designlights.org/solid-state-lighting](http://qpl.designlights.org/solid-state-lighting) to confirm qualification.

\* Default wattage and color temperature settings noted by "\*" in tables above.



## Type B Tubes

CUSTOMER NAME \_\_\_\_\_  
 PROJECT NAME \_\_\_\_\_  
 DATE \_\_\_\_\_ NOTES \_\_\_\_\_

Out of the box:  
U 1-5/8" configuration



Pull tubes apart to  
transform the lamp from  
U 1-5/8" tube spacing  
to the U 6" tube spacing



U 6" configuration  
with hinged frames  
fully extended



### Ballast Bypass Selectable SpectraChoice™ T8 U1/U6 Adjustable Glass Tubes - Double Ended - Type B

Bulb Shape	Base Type	Order Code	Description	Volts	Carton Qty <sup>2</sup>	MOL (in)	Watts	Selectable Lumens (Initial)*	Selectable Color Temp. (Initial)*	CRI	Rated Life L70 (Hrs) <sup>1</sup>	Power Factor	DLC <sup>3</sup> ID <sup>4</sup>	Location Rating <sup>5</sup>	Additional Information
<b>Ballast Bypass (Type B) - U1/U6 Adjustable Glass Tubes</b>															
T8	2G13	93320487	LED13BDT8/U/U6/8SC/120-347	120-347	15	22.6	13	1,750 1,800 1,850*	3000K 3500K 4000K* 5000K	80	50,000	>0.9	-	Damp	Ballast Bypass

Information provided is subject to change without notice. Please verify all details with Current. All values are design or typical values when measured under laboratory conditions, and Current makes no warranty or guarantee, expressed or implied, that such performance will be obtained under end-use conditions.

<sup>1</sup> The life rating is based on the hours of operation the lamp will provide before reaching 70% of its original lumen output (L70)

<sup>2</sup> Minimum order quantity from Current - Case Qty

<sup>3</sup> UL 1993 Environmental Requirements for LED LAMPS

<sup>4</sup> Damp Location - Exterior or interior location that is normally or periodically subject to condensation of moisture in, on, or adjacent to electrical equipment, including partially protected locations

<sup>5</sup> Visit [qpl.designlights.org/solid-state-lighting](http://qpl.designlights.org/solid-state-lighting) to confirm qualification.

\* Default wattage and color temperature settings noted by "\*" in tables above.