

Product data sheet

Specifications



touch panel display, Harmony ST6,
7inch wide display, 1COM,
2Ethernet, USB host&device, 24V
DC

HMISTM6400

Main

Range of product	Harmony ST6
Product or component type	Touch panel screen
Software package	EcoStruxure Operator Terminal Expert
Processor name	ARM Cortex-A8
Processor frequency	800 MHz
Memory description	1 GB device memory 128 MB user data memory 512 KB backup memory

Complementary

Display size	7 inch
Display type	Colour TFT LCD
Display colour	16 million colours
Display resolution	800 x 480 pixels WVGA
Touch panel	Single touch analogue resistive
Backlight lifespan	20000 hours with white
Brightness	16 levels
Character font	ASCII ASCII (European characters) Chinese (simplified Chinese) Japanese (ANK, Kanji) Katakana Korean Taiwanese (traditional Chinese)
[Us] rated supply voltage	24 V DC (+/- 20 %)
Power consumption in W	10.4 W
Inrush current	30 A
Local signalling	Status LED green, steady for offline Status LED green, steady for operating Status LED green, flashing for operating Status LED green, faded for stand-by Status LED orange, flashing for software starting up Status LED red, steady for power supply (ON) Status LED red, flashing for operating Status LED red, off for power supply (OFF)
Number of pages	200 application pages
Port Ethernet	10/100BASE

Integrated connection type	1 COM1 serial link - female RJ45 - RS232C/RS485 (rate: 2400...115200 bps)bottom 1 USB 2.0 type Aback 1 USB 2.0 type micro Bback 2 Ethernet - female RJ45bottom
Supply	External supply
Realtime clock	Built-in 0...50 °C Built-in 10...90 % RH
Downloadable protocols	Modbus Uni-TE Third party protocols
Product brand	Schneider Electric Modicon Mitsubishi Melsec Omron Sysmac Rockwell Automation Allen-Bradley Siemens Simatic
Fixing mode	Ø 22 mm hole, mounting on 1.5 to 6 mm thick panel conforming to UL 61010-2-201 Ø 22 mm hole conforming to IEC 61131-2 Ø 22 mm hole conforming to IEC 61000-6-2
Enclosure material	PC
Front material	Plastic
Marking	CE
Cut-out dimensions	Ø 22.5 mm
Height	137.2 mm
Width	201.2 mm
Depth	57.7 mm
Net weight	0.76 kg

Environment

Immunity to microbreaks	2 ms
Standards	IEC 61000-6-4 IEC 61000-6-2 IEC 61131-2 UL 61010-2-201 CSA C22.2 No 61010-2-201 CSA C22.2 No 213
Product certifications	CE UKCA cULus RCM KC cULus Class 1 Division 2 DNV ABS RINA BV
Directives	2014/35/EU - low voltage directive 2014/30/EU - electromagnetic compatibility
Ambient air temperature for operation	0...50 °C
Ambient air temperature for storage	-20...60 °C
Relative humidity	10...90 % non-condensing
Operating altitude	2000 m
IP degree of protection	IP20 (rear panel) conforming to IEC 61131-2 IP65 (front panel) conforming to IEC 61131-2
NEMA degree of protection	NEMA 4 front panel (indoor use) NEMA 13 front panel (in enclosure)

Shock resistance	147 m/s ² for 11 ms (X, Y, Z directions for 10 cycles (approx. 100 min)) conforming to IEC 61131-2
Vibration resistance	+/- 3.5 mm (f = 5...9 Hz) X, Y, Z directions for 10 cycles (approx. 100 min) conforming to IEC 61131-2 9.8 m/s ² (f = 9...150 Hz)
Electromagnetic compatibility	Electrical fast transient/burst immunity test - test level: 2 kV (power ports) conforming to IEC 61000-4-4 Electrical fast transient/burst immunity test - test level: 1 kV (signal ports) Electrostatic discharge immunity test - test level: 6 kV (contact discharge) conforming to IEC 61000-4-2 level 3 Electrostatic discharge immunity test - test level: 8 kV (air discharge)

Packing Units

Unit Type of Package 1	PCE
Number of Units in Package 1	1
Package 1 Height	9.000 cm
Package 1 Width	17.800 cm
Package 1 Length	27.000 cm
Package 1 Weight	997.000 g
Unit Type of Package 2	S03
Number of Units in Package 2	6
Package 2 Height	30.000 cm
Package 2 Width	30.000 cm
Package 2 Length	40.000 cm
Package 2 Weight	6.700 kg
Unit Type of Package 3	P06
Number of Units in Package 3	48
Package 3 Height	75.000 cm
Package 3 Width	60.000 cm
Package 3 Length	80.000 cm
Package 3 Weight	62.004 kg



Environmental Data

Schneider Electric aims to achieve Net Zero status by 2050 through supply chain partnerships, lower impact materials, and circularity via our ongoing “Use Better, Use Longer, Use Again” campaign to extend product lifetimes and recyclability.

[Environmental Data explained >](#)

[How we assess product sustainability >](#)

Environmental footprint

Total lifecycle Carbon footprint 757

Environmental Disclosure [Product Environmental Profile](#)

Use Better

Materials and Substances

F-gas free Only air and vacuum used for insulation / breaking, no F-gas including SF6

Packaging made with recycled cardboard Yes

Packaging without single use plastic No

[EU RoHS Directive](#) Pro-active compliance (Product out of EU RoHS legal scope)

SCIP Number 715da6e9-302b-4bd3-a8b4-7f8cdd474a0e

REACH Regulation [REACH Declaration](#)

California proposition 65 **WARNING:** This product can expose you to chemicals including: Lead and lead compounds, which is known to the State of California to cause cancer and birth defects or other reproductive harm. For more information go to www.P65Warnings.ca.gov

Halogen-free status Product contains halogen above thresholds

PVC free No

Silicone-free No


Use Again

Repack and remanufacture

End of life manual availability [End of Life Information](#)

Removable battery User replaceable

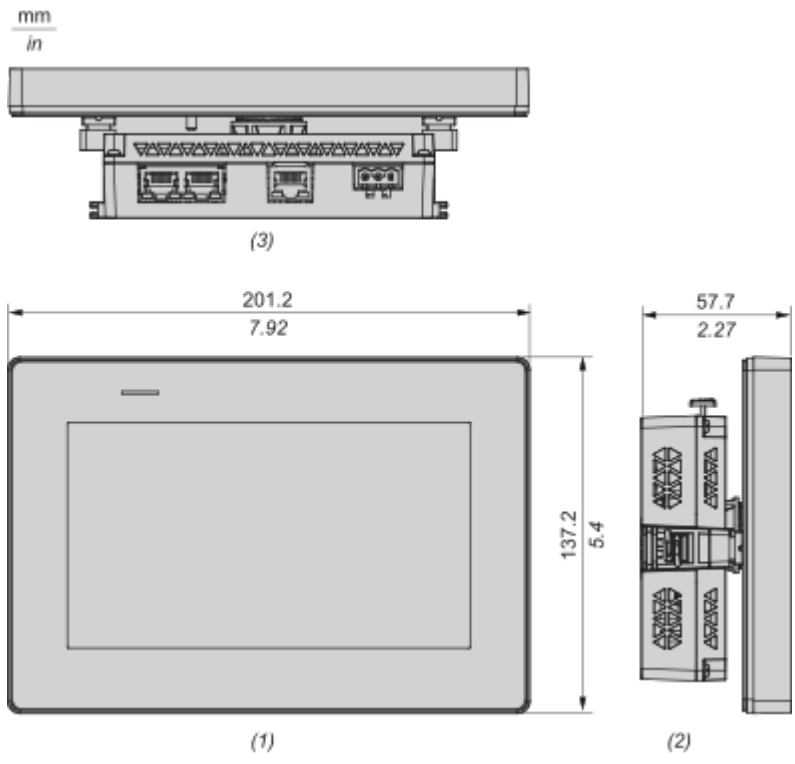
Take-back No

WEEE Label  The product must be disposed on European Union markets following specific waste collection and never end up in rubbish bins

Dimensions Drawings

Dimensions

Dimensions with rear module attached to display module

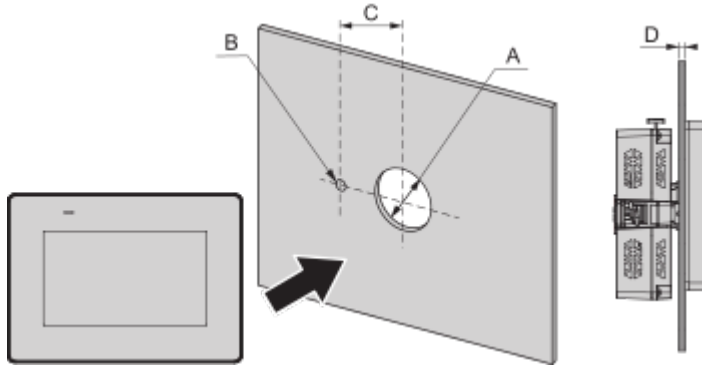


- (1) : Front
- (2) : Left
- (3) : Bottom

Mounting and Clearance

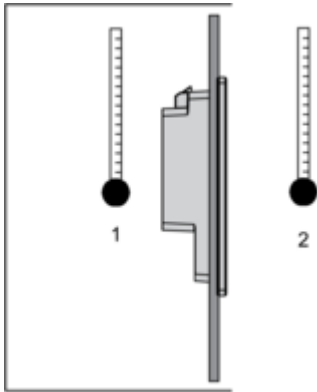
Mounting and Clearance

Panel Cut Dimensions

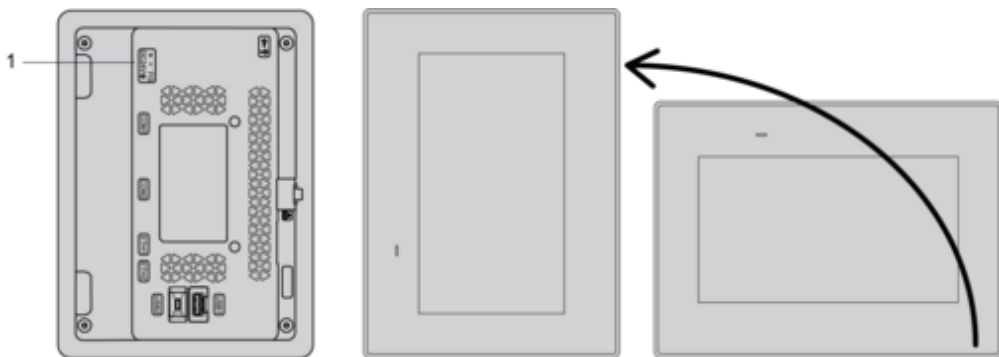


A		B		C		D (Thickness range)	
mm	in.	mm	in.	mm	in.	mm	in.
22.5 (+0/-0.3)	0.88 (+0/-0.01)	4.0 (+0/-0.2)	0.15 (+0/-0.007)	30.0 (+0/-0.2)	1.18 (+0/-0.007)	1.5...6.0 (0.06...0.23)	3.0...6.0 (0.12...0.23)

Installation Requirements

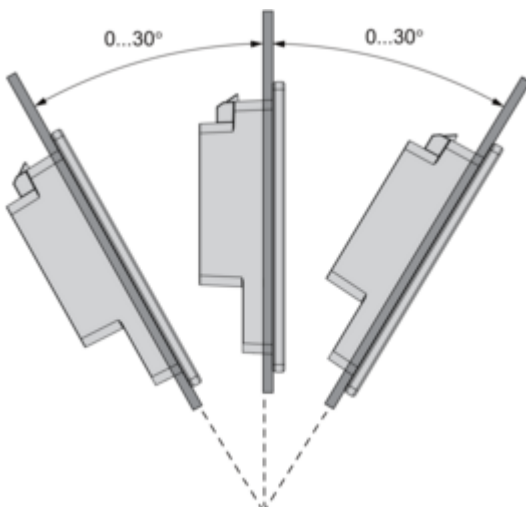


- 1 : Internal temperature
- 2 : External temperature



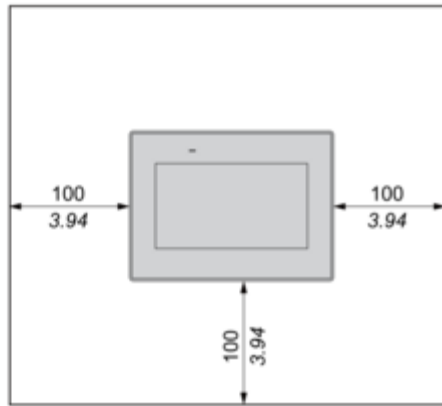
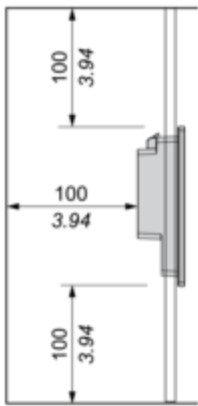
- 1 : Power connector

Mounting Angle



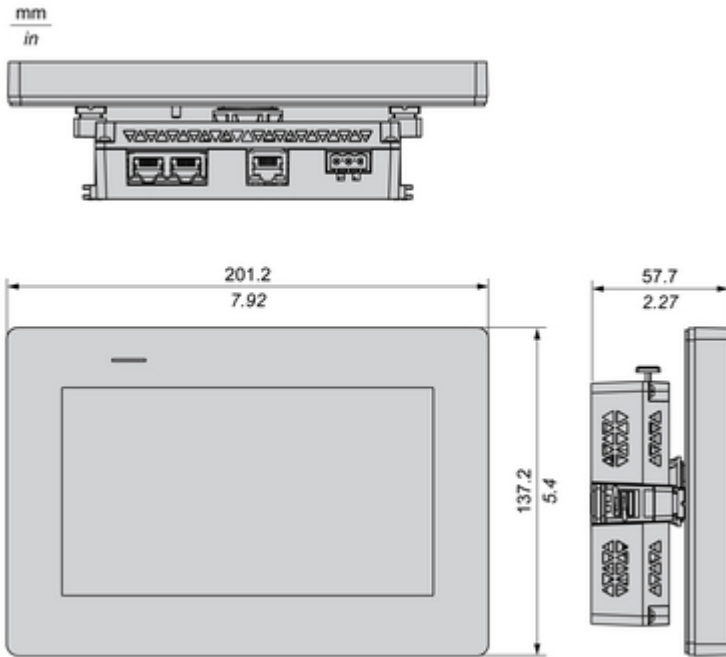
Clearance

mm
in.



Technical Illustration

Dimensions



Offer Marketing Illustration

Product benefits / Features

The graphic features a central image of the Harmony ST6 Basic Modular HMI device, which is a ruggedized tablet with a black bezel and a silver back. It is surrounded by six circular icons, each representing a key feature. The background is a solid green color.

Features

Harmony ST6 Basic Modular HMI

- Better visualization of machine data and operation performance** (Icon: Monitor with data points)
- Enable remote monitoring and remote maintenance securely by PC, tablet and smartphone** (Icon: Home with arrow)
- Fast installation and replacement** (Icon: Hands shaking)
- Cybersecurity enhancement with secure boot and encrypted transfer** (Icon: Padlock)
- User-friendly protocols allowing you to easily connect your OT devices to IT with OPC-UA** (Icon: Network diagram)
- Create highly responsive screens with ease by configuration software "EcoStruxure" Operator Terminal Expert** (Icon: Document with gear)

Offer Marketing Illustration

Product benefits / Features

Technical Benefits

Harmony ST6 Basic Modular HMI

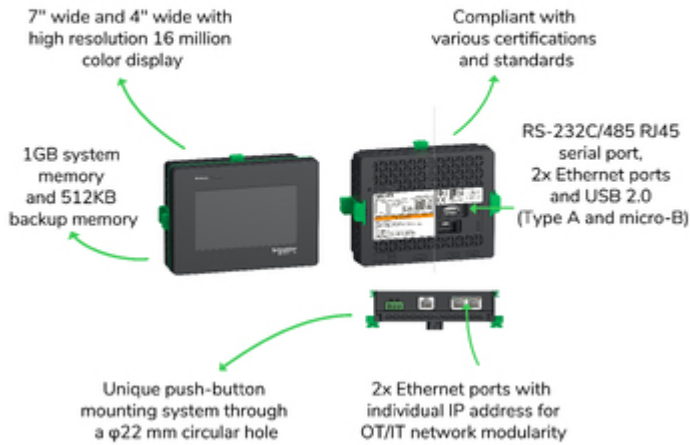


Image of product / Alternate images

Alternative



