




# Belmont Dental Light Collection

**Bel-Halo**  
Dental Light

**Bel-Nova**  
Dental Light

**Clesta LED**  
Dental Light



# Index

## **Bel-Halo/Bel-Nova/Celesta LED**

Select Dental Lights

---

01     **Bel-Halo**     Dental Light

02     **Bel-Nova**     Dental Light

03     **Celesta LED**     Dental Light

01

**Bel-Halo  
Dental Light**



## Bel-Halo Dental Light

---

### **Shining a light on excellence.**

Illuminate your path to exceptional dental care with the Bel-Halo dental light. Its halo design delivers superior illumination and enhanced visibility for all procedures. Adjustable intensity and an ergonomic design minimize eye strain and maximize focus, promoting excellence with every procedure.

## Designed to empower exceptional care.

The Bel-Halo light delivers optimal visibility and comfort in every treatment with its halo design, providing uniform illumination that eliminates shadows and highlights details. The light's fluid 3-axis motion allows practitioners to direct illumination from multiple angles, while the convenient rotary adjustment knob fine-tunes light intensity, reducing eye strain and enhancing precision.



## Mounting Options

The Bel-Halo light is available in track, ceiling, post, wall, unit, and cabinet-mounted models to accommodate the installation requirements of your dental practice.

Unit-Mount



Post-Mount



Ceiling-Mount



Track-Mount



Cabinet-Mount



Wall-Mount



## Shadow-Free Illumination

Powered by top-tier LED technology, the Bel-Halo light delivers shadow-free illumination, providing precise and uniform lighting throughout the treatment zone. Its shadowless illumination technology ensures uninterrupted lighting to the patient's oral cavity, even with a 50% obstruction between the light and the patient's head.



The Bel-Halo light features a rotary intensity adjuster with a green ring that pulses in composite mode. Use the touchless sensor to turn the light ON/OFF, or hold your hand under it to switch between treatment and composite-safe modes for precise control.



Stepless Control of Light Intensity Between 5,500 and 39,000 Lux.




Touchless Activation Sensor

## Treatment & Composite-Safe Modes

The Bel-Halo light's composite-safe mode prevents premature curing of materials, allowing dentists more time for precise work. This reduces procedural risks, enhances care quality, and improves treatment outcomes.



Composite-Safe Mode



Triple-axis head movement rotation, swivel and tilt.



Rotating Patient Mirror (Option)

Touchless Activation Sensor

02

**Bel-Nova  
Dental Light**

## **Bel-Nova** Dental Light

---

### **Innovation Meets Illumination**

See your practice in a whole new light. Eliminate shadows and reduce eye strain with the Bel-Nova dental light. Its advanced LED array delivers powerful, cool illumination that mimics natural daylight, ensuring clear visibility and accurate color rendering of tooth shades and soft tissues. Enhance diagnostics and patient care while maintaining a comfortable environment with the Bel-Nova light.



## Illuminate with Confidence

With touchless sensor activation, stepless technology, and hygiene covers, the Bel-Nova light reduces surface contamination and promotes a clean treatment environment. Combining advanced lighting with easy-to-maintain hygiene standards, the Bel-Nova light enhances patient safety and confidence, making it a top choice for modern dental practices.



Intensity Adjuster:  
Stepless Control  
of Light Intensity  
Between 5,000  
and 34,000 LUX



Touchless Activation Sensor

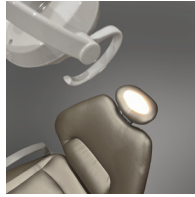
Detachable Lens Cover



Rotating Patient Mirror  
(Accessory)

## Lighting the Way

Belmont's Bel-Nova light boasts an advanced six-LED array designed to enhance patient treatment and composite work. The oval lighting pattern delivers precise illumination while minimizing eye discomfort and emitting less heat than traditional bulbs.



## Mounting Options

The Bel-Nova light is available in track, ceiling, post, wall, cabinet, and unit-mounted models to meet the installation requirements of your dental practice.



Post-Mounted



Ceiling-Mounted



Track-Mounted



Cabinet-Mounted



Wall-Mounted



Unit-Mounted

Light Attached to Left-Right Delivery System



03

**Celesta LED  
Dental Light**

# Clesta LED

## Dental Light

---

### **Practical and reliable lighting designed to support your daily care.**

The Clesta LED dental light delivers reliable, shadowless illumination for consistent patient care. Designed with practical features like touchless activation, stepless brightness control, and flexible positioning, it enhances workflows and provides dependable performance for every treatment.



# Dependable Lighting for Confident Care.

The Clesta LED light is designed to meet the daily demands of modern practices with a focus on precision, practicality, and hygiene. Its light pattern minimizes operator eye fatigue by directing optimal illumination into the oral cavity while softening across the patient's cheek area. Shadowless illumination, touchless activation, and stepless brightness control ensure clarity, cleanliness, and adaptability for consistent care.



## Correct Color


The Clesta LED light delivers cool, white light to the patient's oral cavity, enabling accurate tooth shade matching and differentiation of soft tissue structures.

## Shadowless Illumination



The five-LED array provides a uniform 3-1/8" x 6-1/8" (85 mm x 155 mm) rectangular light pattern, maintaining uninterrupted illumination even with 50% obstruction. This precision enhances visibility and supports accurate, detailed care.

## Stepless Brightness Control



Stepless brightness control allows for precise adjustments, with LED output ranging from 3,100 lx to 28,000 lx. A composite-safe mode delivers 4,300 lx, minimizing eye strain while maintaining a consistent 5,000 K color temperature ideal for tooth shade matching and tissue differentiation.

## Touchless Activation



Hands-free ON/OFF functionality and composite-safe mode activation minimize cross-contamination risks, streamlining procedures while maintaining hygiene and workflow efficiency.

## Positioning Flexibility



Three-axis head rotation ensures precise light placement, allowing operators to effortlessly direct illumination exactly where it's needed—easily adjustable with one hand for maximum efficiency during procedures.

## Mounting Options

Ceiling-Mount



Post-Mount



Track-Mount



Unit-Mount





**Belmont Equipment**  
101 Belmont Drive, Somerset, NJ 08873  
(800) 223-1192 | [belmontequip.com](http://belmontequip.com)

Scan for All Brochures

