



Intraoral Imaging System

PHOT-xlIs LCD
Intraoral Imaging System

Bel-Ray II
Intraoral Imaging System



Index

PHOT-xIIs LCD/Bel-Ray II

Intraoral Imaging System

01 **PHOT-xIIs LCD** Intraoral Imaging System

02 **Bel-Ray II** Intraoral Imaging System

01

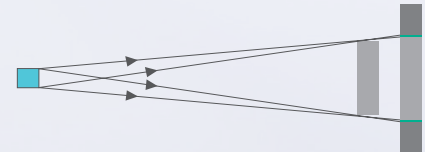
**PHOT-xlIs LCD
Intraoral
Imaging System**

PHOT-xIIs LCD

Intraoral Imaging System

Crisp Imaging, Maximum Control

The PHOT-xIIs LCD Intraoral Imaging System stands out among intraoral imaging systems, capturing crystal-clear, high-resolution images with its ultra-precise 0.4mm focal spot. Engineered for seamless operation, it provides detailed imaging to support both complex diagnostics and routine treatments. This versatile system is an essential tool for any dental practice—delivering clarity, convenience, and control.



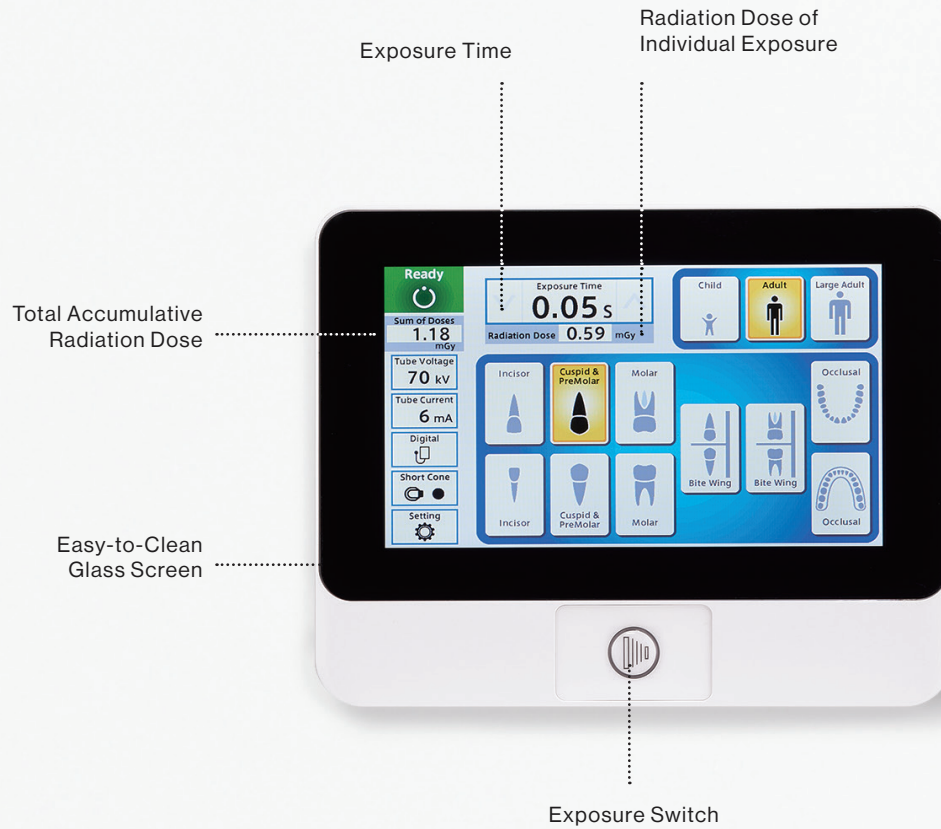
0.4mm focal spot to capture sharp, crisp, and detailed images





Intuitive touchscreen for complete control.

Effortlessly adjust imaging parameters, customize exposure settings for each patient, and view real-time dose tracking—all at the touch of a button. The bright LCD touchscreen simplifies every interaction, streamlining patient care for maximum efficiency and control.



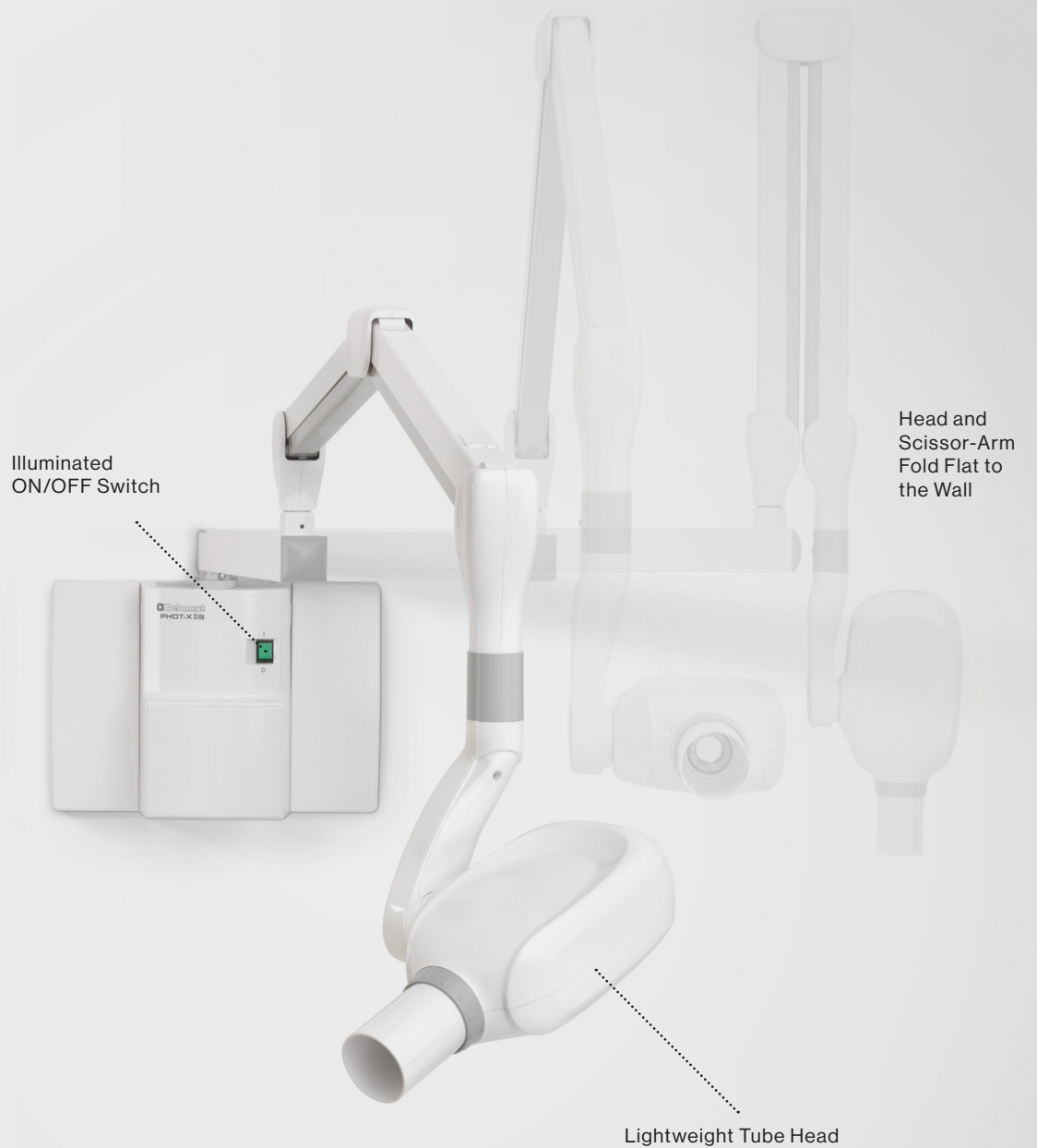


Precision imaging for diagnostic confidence.

Each image is captured at the ideal resolution, ensuring precision with consistent dosage control. The PHOT-xlls LCD is crafted to enhance diagnostic accuracy. With 60 kV and 70 kV settings, the imaging system adapts to diverse diagnostic needs, allowing for tailored imaging across patient types and treatment scenarios.

Effortless Positioning, Seamless Workflow

The PHOT-xlls LCD's lightweight tube head and zero-drift arm ensure stable, accurate positioning with minimal adjustment, enhancing both efficiency and ease of use. With multiple arm length options, it easily adapts to any office layout, seamlessly integrating precision imaging into your workflow. Its compact design and flexible arm system enable crisp, detailed imaging from nearly any angle.





Seamless Integration, Exceptional Clarity

The adaptable PHOT-xlIs LCD integrates seamlessly into any practice setup—whether wall-mounted or cabinet-mounted—and captures high-quality images from any angle. Designed to support the smooth flow of any practice, it combines exceptional clarity and convenience in one advanced system.



02

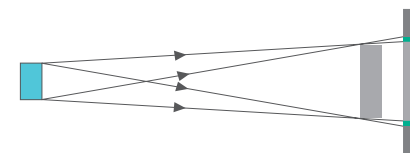
**Bel-Ray II
Intraoral
Imaging System**



Bel-Ray II Intraoral Imaging System

Reliable Imaging, Simplified Operation

The Bel-Ray II Intraoral Imaging System delivers high-quality radiographs with straightforward, easy-to-use controls—perfect for routine imaging needs. Featuring a 0.7mm focal spot for clear, dependable imaging, the compact tube head is designed for practical use in any dental practice. Its durable membrane control panel provides simple, intuitive parameter adjustments, making the Bel-Ray II a reliable and effective choice for everyday diagnostics.

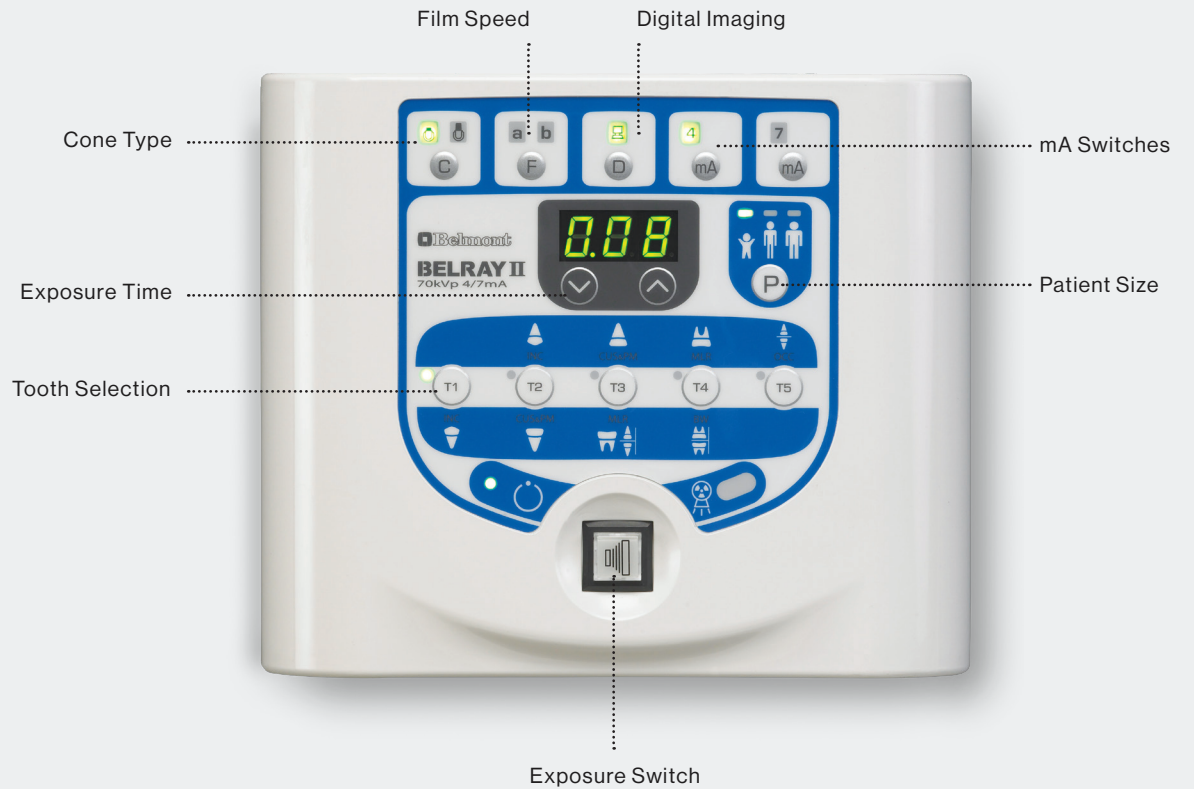


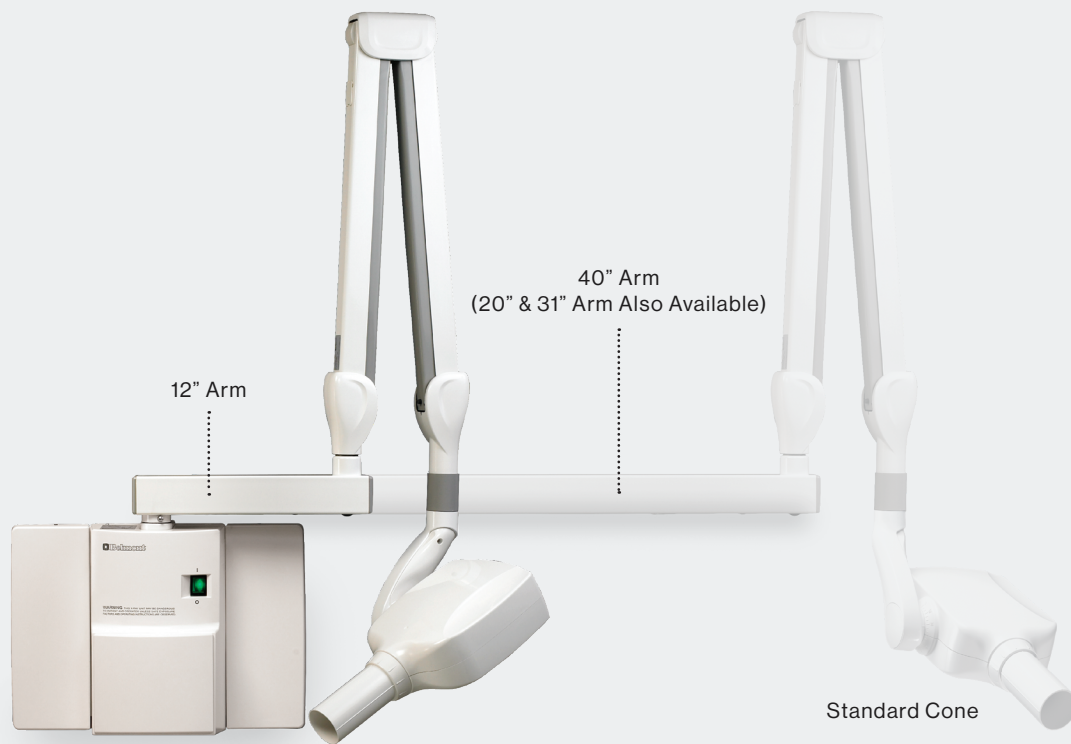
0.7mm focal spot captures detailed images with optimal definition.



Simple Controls, Precise Results

The Bel-Ray II's microprocessor control module offers effortless operation with easy access to mA settings, patient and tooth types, exposure times, and digital-ready modes. Featuring both automatic and manual modes, it allows optimal parameter selection tailored to each diagnostic need. Its sealed membrane switches ensure durability and easy cleaning, while an optional coiled-wire switch provides added flexibility for remote activation.





Standard Cone



Long Cone for
Paralleling Film Technique



Flexible Positioning, Seamless Integration

Designed for practicality, the Bel-Ray II's lightweight tube head and stable arm ensure smooth, precise positioning with minimal effort. Multiple arm lengths and mounting configurations—wall, cabinet, or pass-through—make it adaptable to any practice layout. With its efficient design and 4x4 stud mounting option, the Bel-Ray II delivers reliable imaging wherever you need it.



Belmont Equipment
101 Belmont Drive, Somerset, NJ 08873
(800) 223-1192 | belmontequip.com

Scan for All Brochures

