



X-Caliber V
B50N
Dental
Chair Package

B50N
Dental Chair

BDS
Delivery System

Clesta LED
Dental Light



Index

B50N

Dental Chair Package

- 01 **B50N** Dental Chair
- 02 **X-Calibur BDS** Delivery System
- 03 **Clesta LED** Dental Light

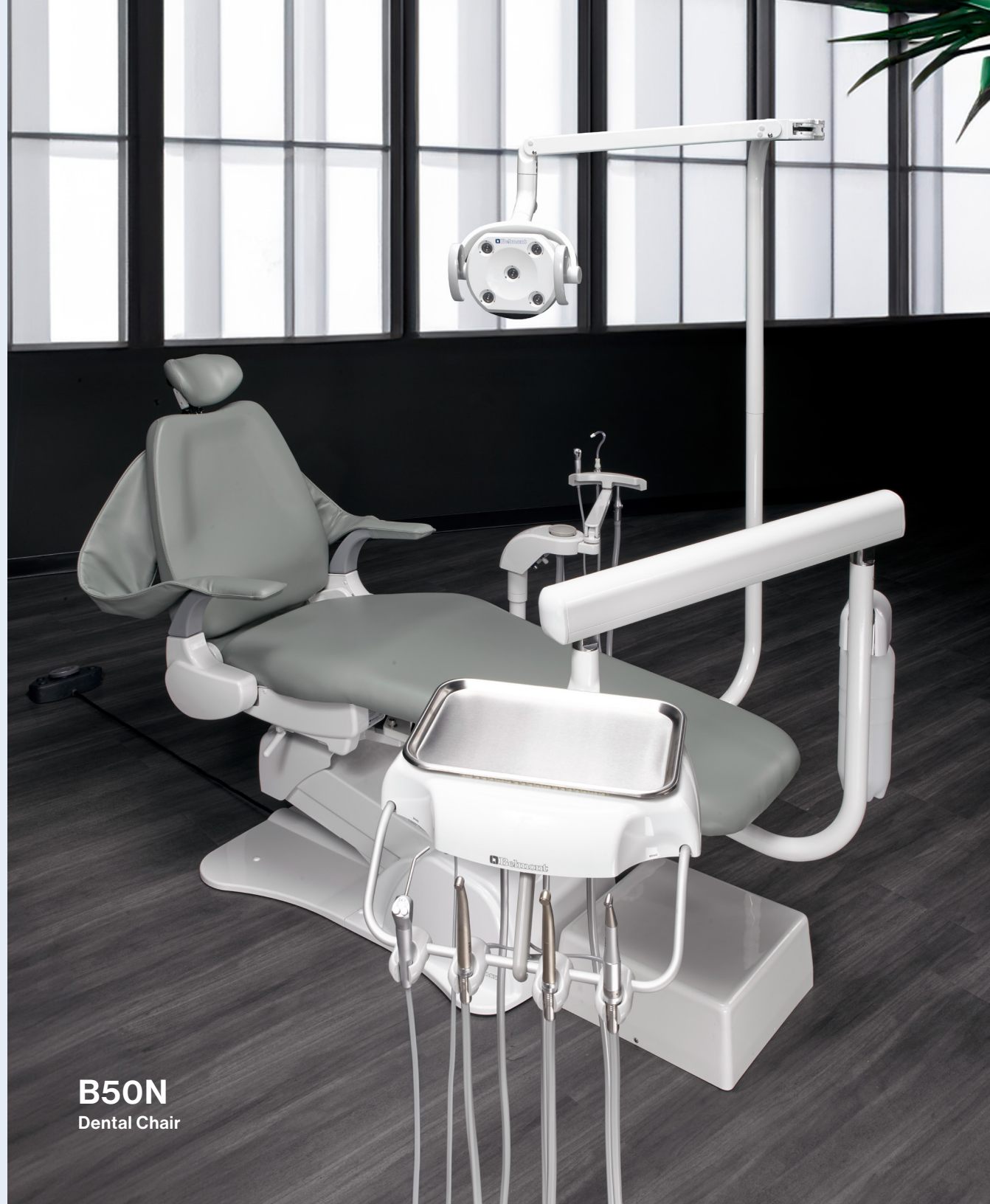
01

B50N
Dental Chair

A Trusted Choice for Growing Clinics.

**Start on the right path to
success with quality chairs
that support your growth.**

Set your practice up for success with the X-Calibur V B50N dental chair. Its reliable electro-hydraulic system provides seamless motion and precise positioning, ensuring easy patient access without compromising comfort or safety. The perfect blend of durability and design, this chair is essential for any growing practice.

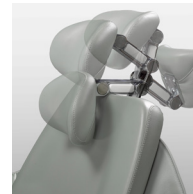


B50N
Dental Chair



Intuitive Controls

Features include a standard foot control and built-in membrane switches for precise patient seat positioning. The foot control allows hands-free operation, offering manual adjustments, two programmable presets, last position recall, and auto-return for optimal workflow efficiency. Built-in membrane switches, accessible from both the doctor and assistant sides, provide intuitive controls for seat height and backrest adjustments, enhancing ease of use and patient comfort.



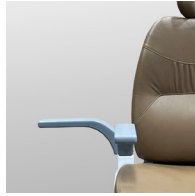
Oral Cavity Access

The Belmont headrest's dual-articulation mechanism provides precise adjustments for optimal patient positioning, enhancing visibility and access. This reduces physical fatigue and improves overall efficiency while ensuring patient comfort during extended treatments.



Enhanced Accessibility

Reassuring qualities like outward-rotating armrests and a safety shut-off plate make the B50N chair a reliable choice for both doctors and patients. These accessibility features ensure easy entry and exit while preventing accidental activation, safeguarding the operator and the chair during every procedure.



Removable Sling Option

The removable sling upholstery is designed for easy cleaning of high-touch surfaces and effortless maintenance in busy clinics. This practical feature also allows for easy replacement as needed, ensuring a longlasting, hygienic solution.



For specialized care, such as pediatric dentistry, the sling can be removed to allow closer access to the patient.



Thoughtfully designed with your needs in mind.

Crafted to meet the highest standards of modern dentistry, our chairs offer four distinct styles, each tailored to your unique clinical environment and comfort needs. Every style is thoughtfully designed to cater to the ergonomic and aesthetic requirements of today's dental practices.



Belmont
CHAIRLOVE

Success Starts Here.

Recognizing that every decision impacts the growth of your dental practice, the B50N dental chair is expertly designed to be your ideal partner, checking all the right boxes for your evolving needs.

Start your day with confidence, knowing the B50N chair combines exceptional quality with great value. Its sleek design, 60° seat rotation, and electro-hydraulic system ensure effortless adjustments and optimal patient positioning, enhancing workflow efficiency. The dual-articulating headrest minimizes strain and maximizes comfort, while rotating arms and ETL-certified safety features add convenience and peace of mind.

With the B50N, you're not just investing in a chair; you're investing in a foundation for success. Its combination of reliability, durability, and user-friendly features makes it the perfect choice for any growing practice.



Belmont Quality.

Proven Reliability

Our hydraulic cylinders ensure smooth, precise movements essential for patient comfort and effective procedures. For decades, our designs have passed the rigorous 100,000-cycle durability test, assuring long-lasting performance.

By using fewer components and manufacturing in-house, we minimize malfunctions and ensure consistent quality, offering unparalleled precision and reinforcing Takara Belmont's status as a global leader in dental equipment.



Customized for your workspace,
one stitch at a time.

ULTRALEATHER®

Ultraleather offers luxury and durability, ideal for high-traffic areas. It maintains elegance and performance, even under demanding use.

* Indicates Pearlized Color.



ALLANTE FREE® STANDARD VINYL

Allante Free combines eco-friendly, PVC-free design with leatherlike finesse, offering a sustainable luxury option.



MAVERICK

Maverick vinyl blends durability and a vibrant color palette, enhancing any décor with a bright and modern aesthetic.



02

X-Calibur BDS Delivery System



X-Calibur BDS

Delivery System

The smart choice for everyday care.

The X-Calibur BDS Delivery System is the ultimate foundation for startup success, equipping you with all the essential tools to foster growth and achieve your goals.

Designed for practicality, it offers versatile configurations and convenient features, including a 3-handpiece automatic delivery system for smooth, efficient procedures. Its airwater syringe setup ensures essential tools are always within reach, enhancing workflow and patient care. Seamlessly integrating with the B50N chair, the X-Calibur BDS provides a reliable and versatile solution for thriving practices.



Dual Swing-Arm Delivery ¹

The X-Calibur BDS swing-mounted delivery system meets the needs of practices requiring flexibility, allowing operators to reposition the setup from the right side of the chair to the left side within seconds.



BDS2570D
BDS2570SK
BDS3800 Vac Pac (HVE, SE, Syringe)

1. Shown with Left-Right Delivery + Clesta LED Light.

Over-the-Patient Delivery ²

The X-Calibur BDS over-the-patient delivery system is available in two separate configurations, with or without a cuspidor, catering to the needs of traditional dentistry and beyond.



BDS2500DK
BDS2500CK with Cuspidor

2. Shown with Over-the-Patient Delivery, Cuspidor,
+ Bel-Nova Light.

Cabinet-Mounted Delivery ³

Assistant instrumentation includes a 4-position crescent holder, HVE, SE, air-water syringe, and a vacuum canister with disposable solids collector screens.



BDS2571 Cabinet-Mounted Assistants Instruments

3. Shown with Single Swing-Arm Delivery + Assistant
Instrumentation.

03

Clesta LED Dental Light



Clesta LED

Dental Light

Practical and reliable lighting designed to support your daily care.

The Clesta LED dental light delivers reliable, shadowless illumination for consistent patient care. Designed with practical features like touchless activation, stepless brightness control, and flexible positioning, it enhances workflows and provides dependable performance for every treatment.



Dependable Lighting for Confident Care.

The Clesta LED light is designed to meet the daily demands of modern practices with a focus on precision, practicality, and hygiene. Its light pattern minimizes operator eye fatigue by directing optimal illumination into the oral cavity while softening across the patient's cheek area. Shadowless illumination, touchless activation, and stepless brightness control ensure clarity, cleanliness, and adaptability for consistent care.



Correct Color

The Clesta LED light delivers cool, white light to the patient's oral cavity, enabling accurate tooth shade matching and differentiation of soft tissue structures.

Shadowless Illumination



The five-LED array provides a uniform 3-1/8" x 6-1/8" (85 mm x 155 mm) rectangular light pattern, maintaining uninterrupted illumination even with 50% obstruction. This precision enhances visibility and supports accurate, detailed care.

Stepless Brightness Control



Stepless brightness control allows for precise adjustments, with LED output ranging from 3,100 lx to 28,000 lx. A composite-safe mode delivers 4,300 lx, minimizing eye strain while maintaining a consistent 5,000 K color temperature ideal for tooth shade matching and tissue differentiation.

Touchless Activation



Hands-free ON/OFF functionality and composite-safe mode activation minimize cross-contamination risks, streamlining procedures while maintaining hygiene and workflow efficiency.

Positioning Flexibility



Three-axis head rotation ensures precise light placement, allowing operators to effortlessly direct illumination exactly where it's needed—easily adjustable with one hand for maximum efficiency during procedures.

Mounting Options

Ceiling-Mount



Post-Mount



Track-Mount



Unit-Mount





Belmont Equipment
101 Belmont Drive, Somerset, NJ 08873
(800) 223-1192 | belmontequip.com

Scan for All Brochures

